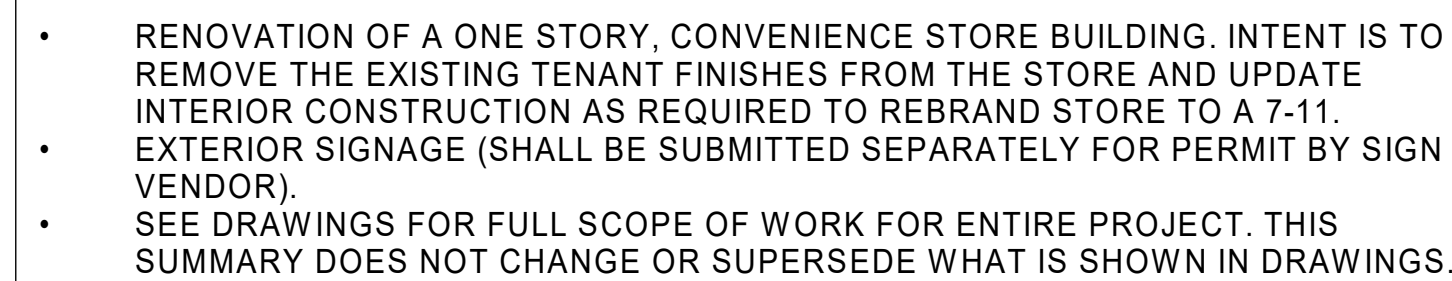
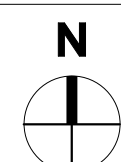
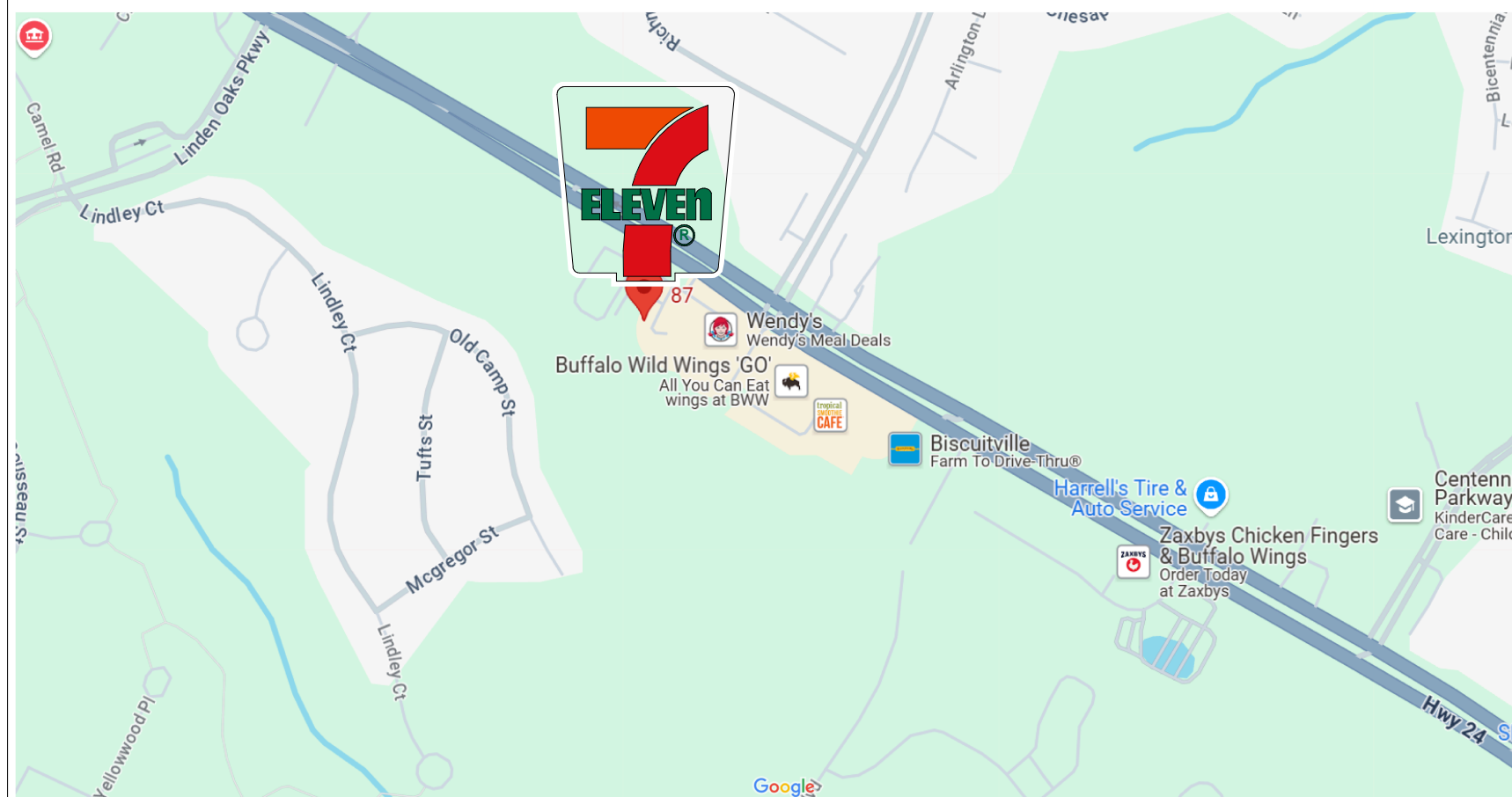


SITE LOCATION MAP



PROJECT DIRECTORY

OWNER:
PETROLEUM MARKETING GROUP
CHRIS DECRE
2900 TELESTAR COURT,
FALLS CHURCH, VA 22042
410-652-3693
cdecre@petromg.com

ARCHITECT:
BRIAN D LAUG, AIA NCARB
16925 OLD SAWMILL ROAD
WOODBINE, MD 21797
443.250.6557

MEP ENGINEER:
JAL ENGINEERING, LLC
JOE LOIERO, PE
JARRETTSVILLE, MD. 21084
410-776-5868
joe@jalnep.com

CONSTRUCTION MANAGER:
CHRIS DECRE
2900 TELESTAR COURT,
FALLS CHURCH, VA 22042
410-652-3693
cdecre@petromg.com

PROJECT DATA

PROJECT SIZE & TYPE

57'-8" WIDE X 67'-1" DEEP FREE STANDING, 1 STORY MERCANTILE SPACE	
GROSS AREA	3,810 SF
ALLOWABLE AREA	9,000 SF

DESCRIPTION

MERCANTILE, ALTERATION

OCCUPANCY USE GROUP

MERCANTILE, GROUP M

TYPE: VB - NOT SPRINKLERED

TOTAL OCCUPANCY: REFERENCE SHEET A1.2 FOR MORE INFORMATION

RESTROOM PLUMBING FIXTURES

REQUIRED		PROVIDED	
W.C. (1:500)	1	W.C. (1:500)	3
URINAL	0	URINAL	2
LAVATORY (1:750)	1	LAVATORY (1:750)	3
• URINAL SUBSTITUTION PER IPC 424.2 - UP TO 50% OF REQUIRED FIXTURES			

BUILDING HEIGHT AND AREA MODIFICATIONS

1 STORY BUILDING

HEIGHT = +/- 18'-0'

AREA = (GROSS) 3,810 SF

BUILDING CODES

BUILDING CODE	2018 NORTH CAROLINA STATE BUILDING CODE
ELECTRICAL CODE	2020 NATIONAL ELECTRIC CODE, NFPA 70
MECHANICAL CODE	2018 NORTH CAROLINA STATE BUILDING CODE: ELECTRICAL CODE
PLUMBING CODE	2018 NORTH CAROLINA STATE BUILDING CODE: PLUMBING CODE
FIRE CODE	2018 NORTH CAROLINA STATE BUILDING CODE: FIRE PREVENTION CODE
ACCESSIBILITY CODE	2018 NORTH CAROLINA BUILDING CODE

ENERGY CODE

2018 NORTH CAROLINA STATE BUILDING
CODE: ENERGY CONSERVATION CODE

SUMMARY OF WORK

SHEET INDEX

SHEET	DESCRIPTION
COVER SHEET	
CS	COVER SHEET
ARCHITECTURAL	
A1.0	GENERAL NOTES, ABBREVIATIONS, & SYMBOLS LEGEND
A1.1	ACCESSIBILITY DETAILS
A1.2	EGRESS PLAN
D1.0	DEMOLITION PLAN
A2.1	REFERENCE PLAN
A2.2	DECOR PLAN
A2.3	FINISH PLAN
A2.4	REFLECTED CEILING PLAN
A5.0	INTERIOR ELEVATIONS
A5.1	INTERIOR ELEVATIONS
A5.2	INTERIOR ELEVATIONS
A6.1	MATERIALS SCHEDULES
A7.1	INTERIOR DETAILS
A7.2	DIGITAL MENU BOARDS INSTALLATION GUIDE AND DETAILS
A7.3	DIGITAL MENU BOARDS INSTALLATION GUIDE AND DETAILS
EQUIPMENT	
EQ1.0	EQUIPMENT FLOOR PLAN
EQ1.1	EQUIPMENT SCHEDULE
EQ2.0	FIXTURE FLOOR PLAN
EQ2.1	FIXTURE SCHEDULE
MECHANICAL	
M0.1	GENERAL NOTES, LEGEND AND ABBREVIATIONS
M1.0	MECHANICAL PLAN
M1.1	MECHANICAL ROOF PLAN
M1.2	REFRIGERATION PIPING RISER DETAILS
M2.0	MECHANICAL DETAILS
PLUMBING	
P0.0	GENERAL NOTES
P1.0	DRAIN PIPING PLAN
P1.1	DOMESTIC WATER PIPING PLAN
P1.2	PLUMBING RISERS
P2.0	PLUMBING DETAILS
ELECTRICAL	
E0.1	GENERAL NOTES, LEGEND AND ABBREVIATIONS
E1.0	ELECTRICAL DEMOLITION FLOOR PLAN
E1.1	ELECTRICAL FLOOR PLAN
E1.2	ELECTRICAL PANEL SCHEDULES
E1.3	ELECTRICAL ONE-LINE AND DETAILS
E1.4	LOW VOLTAGE FLOOR PLAN
E1.5	LOW VOLTAGE DETAILS
E2.0	LIGHTING PLAN
E3.0	ELECTRICAL SPECIFICATIONS
E3.1	ELECTRICAL SPECIFICATIONS

BRIAN D. LAUG, AIA NCARB
ARCHITECT

16925 OLD SAWMILL ROAD
WOODBINE, MD 21797
443-250-6557

CONSULTANT:

PROJECT:




DOC. TITLE:

COVER SHEET

OF/REVISIONS:

[illegible]

1	6/6/2025	BID & PERMIT SET
No.	DATE	DESCRIPTION



DRAWN BY: BMB	CHECKED BY: JK
SCALE:	PROJECT No. 24088
DATE: 6/6/2025	FILE NAME:

SHEET NO:

CS

NOT ALL ABBREVIATIONS MAY BE USED IN THIS DOCUMENT

REFERENCE SYMBOLS									
	- NORTH ARROW		- ROOM TAG		- REVISION DELTA		- HEIGHT ELEVATION INDICATOR		- SPOT ELEVATION INDICATOR
	- DOOR TAG REF SHEET A6.0		- EQUIPMENT TAG		- KEY NOTE INDICATOR		- FINISH INDICATOR REF SHEET A6.1		- ELEVATION INDICATOR
	- ENLARGED DETAIL INDICATOR		- SECTION CUT INDICATOR		- GRID LINE INDICATOR		- WINDOW TAG REF SHEET A6.1		- WALL TAG
							- FIRE EXTINGUISHER		

* GENERAL NOTES APPLY TO ALL CONSTRUCTION DOCUMENTS

- | | |
|----|--|
| B. | DIMENSIONING |
| 1. | ALL DIMENSIONS ARE IN FEET-INCHES UNLESS NOTED OTHERWISE. |
| 2. | DIMENSIONS GOVERN. DO NOT SCALE DRAWINGS. |
| 3. | VERIFY DIMENSIONS IN THE FIELD BEFORE PROCEEDING WITH THE WORK. NOTIFY THE ARCHITECT IMMEDIATELY OF ANY DISCREPANCIES. |
| 4. | STRUCTURAL WALLS ARE DIMENSIONED TO THE EXTERIOR FACE OF EXTERIOR WEATHERING OR CMU BLOCK UNLESS NOTED OTHERWISE. |
| 5. | INTERIOR WALLS AND PARTITIONS ARE DIMENSIONED TO FINISHED FLOOR UNLESS NOTED OTHERWISE. |
| 6. | DOORS ARE LOCATED BY THEIR LAMB RELATIVE TO ADJACENT WALLS AND PARTITIONS. DOOR OPENINGS ARE DIMENSIONED TO THE STRIKE HINGE FACE OF THE DOOR FRAMES. ALL INTERIOR DOORS AT 6" FROM PARTITION WALL UNLESS NOTED OTHERWISE. |
| C. | MISCELLANEOUS |
| 1. | SEAL EXTERIOR JOINTS AROUND DOORS, WINDOWS AND LOUVER FRAMES AND AT PENETRATIONS OF MECHANICAL, ELECTRICAL AND PLUMBING ELEMENTS TO PREVENT AIR AND WATER LEAKAGE. |
| 2. | ISOLATE DISSIMILAR METALS EFFECTIVELY FROM EACH OTHER TO PREVENT ELECTROLYTIC ACTION. |
| 3. | PROVIDE ACCESS PANELS AS REQUIRED FOR MECHANICAL AND PLUMBING VALVES. |

16925 OLD SAWMILL ROAD
WOODBINE, MD 21797
443-250-6557




**PMG DBA7-
ELEVEN 42655 CST**
**1360 NC 24-87, Cameron, NC
28326**

DWG. TITLE

GENERAL NOTES, ABBREVIATIONS, & SYMBOLS LEGEND

ISSUE/REVISIONS:

1	6/6/2025	BID & PERMIT SET
No.	DATE	DESCRIPTION
		SEAL

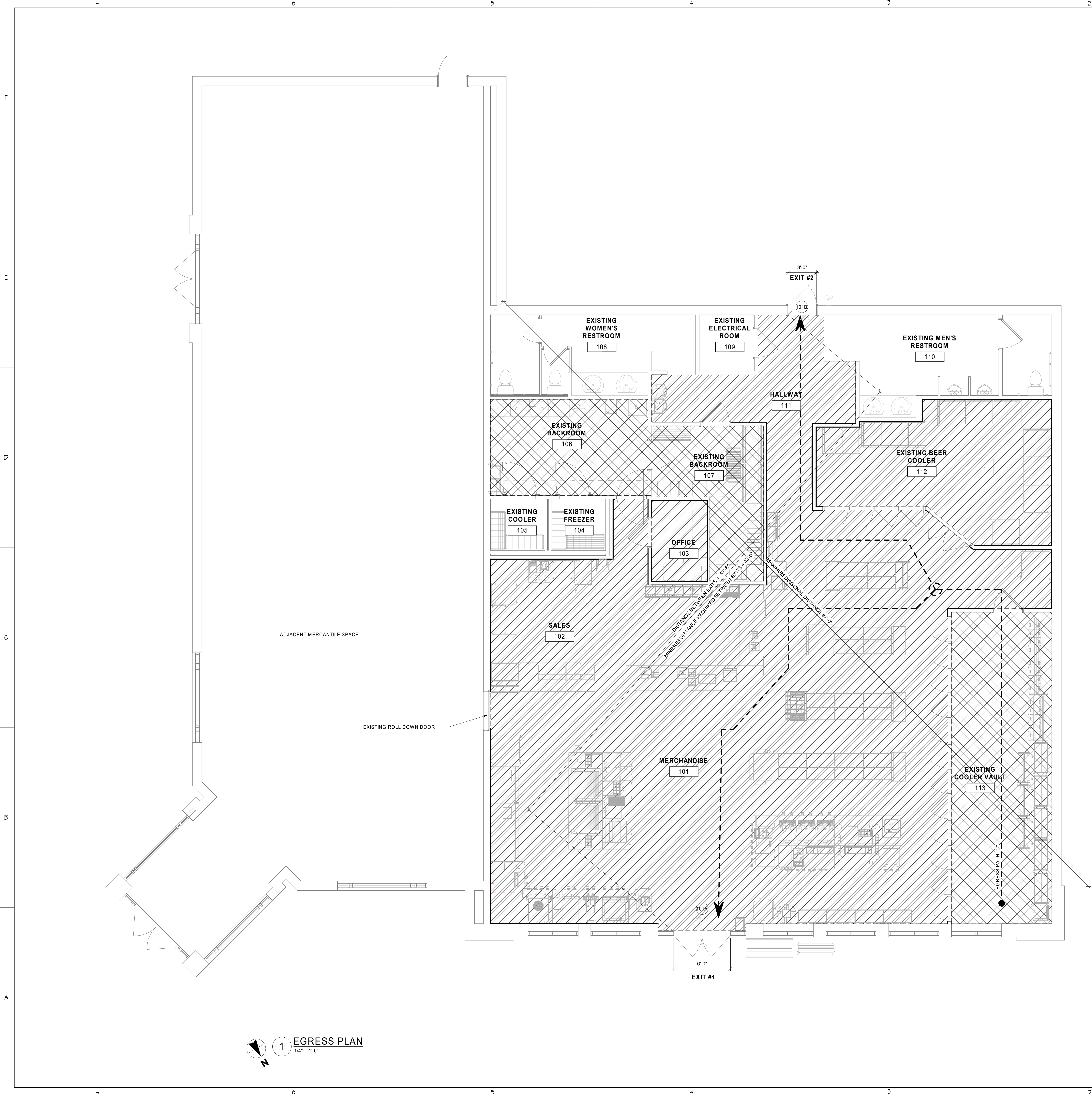


DRAWN BY: Author	CHECKED BY: Checker
SCALE: 1/4" = 1'-0"	PROJECT No. 24088
DATE: 6/6/2025	FILE NAME:

A1.0

1. PROVIDE SEPARATE ITEMIZED LIST FOR ALL WORK (LABOR & MATERIALS & OVERHEAD) ASSOCIATED WITH THE FOLLOWING ITEMS:

- A. FLOOR FINISHES.
- B. CONC SLAB CUTTING & PATCHING
- C. CEILINGS.
- D. LIGHTING.
- E. HVAC.



GENERAL NOTES

A. FIRE EXTINGUISHER: #10 CLASS ABC WITH UL RATING 4A-60BC. SURFACE MOUNTED ON WALL WITH MANUFACTURERS ALL-STEEL WALL BRACKET. REF. TO SPECIFICATIONS FOR TYPE. TO INCLUDE INSPECTION TAG AS REQUIRED BY LOCAL CODES. REFERENCE SHEET A2.1 FOR ADDITIONAL INFORMATION.

OCCUPANCY SIGNAGE NOTES

SIGNS STATING THE MAXIMUM OCCUPANT CONTENT SHALL BE CONSPICUOUSLY POSTED IN EACH AREA OF ASSEMBLY, ASSEMBLY ROOM, OR ROOM USED FOR SIMILAR PURPOSES.

LEGEND

PATH OF EGRESS TRAVEL
WIDTH: 36" MINIMUM

EGRESS CALCS

EXITING REQUIREMENTS:
7.5.1.3.3 OF NFPA 101 LIFE SAFETY CODE
MERCANTILE AREA- 2 EXITS
DIAGONAL OF MERCANTILE AREA = 87'-0" MIN DISTANCE
DISTANCE BETWEEN EXITS = 57' - 8"
1/2 DISTANCE BETWEEN EXITS FOR NON-SPRINKLERED AREAS
MINIMUM DISTANCE REQUIRED BETWEEN EXITS = 43'- 6"

"REFER TO SHEET A2.6 FOR ILLUMINATED EXIT SIGN LOCATIONS."

EGRESS TRAVEL DISTANCE:
MAXIMUM ALLOWABLE TRAVEL DISTANCE:
200'-0" MAXIMUM (NON-SPRINKLERED OCCUPANCY GROUP (M) PER TABLE 1017.2 OF IBC 2021)
MAXIMUM TRAVEL DISTANCE PROVIDED: 92'-7"
MAXIMUM COMMON PATH OF EGRESS:
75'-0" MAXIMUM COMMON PATH OF EGRESS TRAVEL DISTANCE (NON-SPRINKLERED OCCUPANCY GROUP (M) PER TABLE 1006.2.1 OF IBC 2021)
MAXIMUM COMMON PATH OF TRAVEL PROVIDED: 40'-2"

EGRESS WIDTH:
TOTAL OCCUPANTS = 43 PERSONS
EGRESS WIDTH REQUIRED PER CODE = 0.2' X TOTAL OCCUPANTS
WIDTH REQUIRED = 8.6"
EGRESS WIDTH PROVIDED = 108"

OCCUPANCY LOAD					
ROOM NO.	USE	SF/OCCUPANT	LEGEND	SIZE SQFT	OCCUPANTS
BUSINESS (B)					
103	OFFICE	100 SF		50 SF	1
MERCANTILE (M)					
112	EXISTING BEER COOLER	60 SF		296 SF	5
102	SALES	60 SF		195 SF	3
101	MERCHANDISE	60 SF		1865 SF	31
MERCANTILE STORAGE (M)					
113	EXISTING COOLER VAULT	300 SF		348 SF	1
106	EXISTING BACKROOM	300 SF		169 SF	1
107	EXISTING BACKROOM	300 SF		140 SF	1
TOTAL					43

EGRESS TRAVEL DISTANCE			
PATH ID	EXIT #	TRAVEL DISTANCE	COMMON PATH OF TRAVEL DISTANCE
PATH A	1	80' - 5"	40' - 2"
PATH A	2	92' - 7"	40' - 2"

EGRESS WIDTH PROVIDED		
DOOR NUMBER	EXIT	WIDTH
101A	EXIT 1	72"
101B	EXIT 2	36"
		108"

BRIAN D. LAUG, AIA NCARB ARCHITECT

16925 OLD SAWMILL ROAD
WOODBINE, MD 21797
443-250-6557

CONSULTANT:

PROJECT:



**PMG DBA7-
ELEVEN 42655 CST**
1360 NC 24-87, Cameron, NC
28326


DWG. TITLE:

EGRESS PLAN

DATE: REVISIONS:

1	6/6/2025	BID & PERMIT SET
No.	DATE	DESCRIPTION

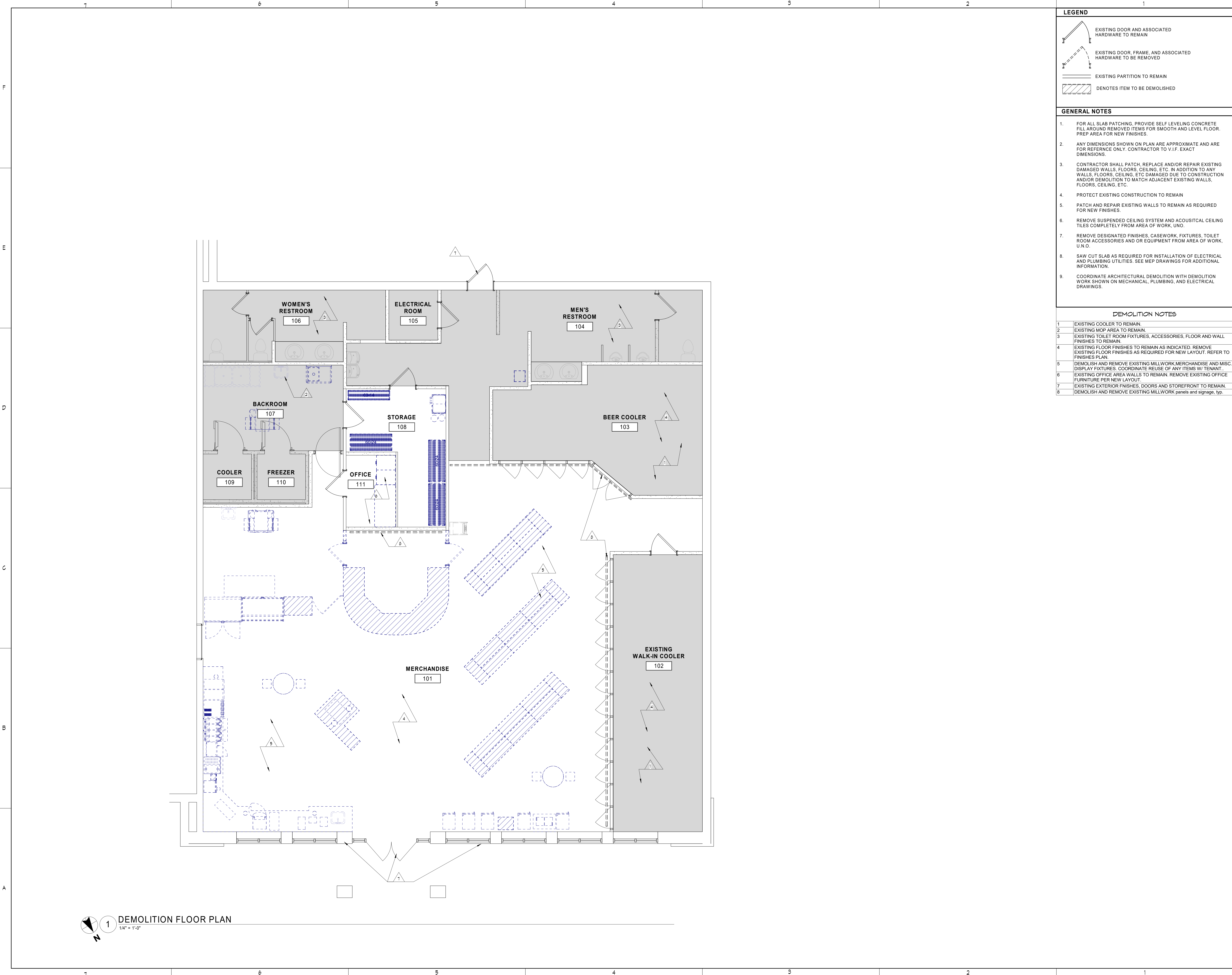
SEAL:



DESIGN BY:	CHECKED BY:
BMB	JK
SCALE:	PROJECT No.
1/4" = 1'-0"	24088
DATE:	FILE NAME
6/6/2025	

SHEET NO.

A1.2



LEGEND

EXISTING DOOR AND ASSOCIATED HARDWARE TO REMAIN

EXISTING DOOR, FRAME, AND ASSOCIATED HARDWARE TO BE REMOVED

EXISTING PARTITION TO REMAIN

DENOTES ITEM TO BE DEMOLISHED

- GENERAL NOTES**
- FOR ALL SLAB PATCHING, PROVIDE SELF LEVELING CONCRETE FILL AROUND REMOVED ITEMS FOR SMOOTH AND LEVEL FLOOR. PREP AREA FOR NEW FINISHES.
 - ANY DIMENSIONS SHOWN ON PLAN ARE APPROXIMATE AND ARE FOR REFERENCE ONLY. CONTRACTOR TO V.I.F. EXACT DIMENSIONS.
 - CONTRACTOR SHALL PATCH, REPLACE AND/OR REPAIR EXISTING DAMAGED WALLS, FLOORS, CEILING, ETC. IN ADDITION TO ANY WALLS, FLOORS, CEILING, ETC. DAMAGED DUE TO CONSTRUCTION AND/OR DEMOLITION TO MATCH ADJACENT EXISTING WALLS, FLOORS, CEILING, ETC.
 - PROTECT EXISTING CONSTRUCTION TO REMAIN
 - PATCH AND REPAIR EXISTING WALLS TO REMAIN AS REQUIRED FOR NEW FINISHES
 - REMOVE SUSPENDED CEILING SYSTEM AND ACOUSTICAL CEILING TILES COMPLETELY FROM AREA OF WORK. UNO.
 - REMOVE DESIGNATED FINISHES, CASEWORK, FIXTURES, TOILET ROOM ACCESSORIES AND OR EQUIPMENT FROM AREA OF WORK. UNO.
 - SAW CUT SLAB AS REQUIRED FOR INSTALLATION OF ELECTRICAL AND PLUMBING UTILITIES. SEE MEP DRAWINGS FOR ADDITIONAL INFORMATION.
 - COORDINATE ARCHITECTURAL DEMOLITION WITH DEMOLITION WORK SHOWN ON MECHANICAL, PLUMBING, AND ELECTRICAL DRAWINGS.

- DEMOLITION NOTES**
- EXISTING COOLER TO REMAIN.
 - EXISTING MOP AREA TO REMAIN.
 - EXISTING TOILET ROOM FIXTURES, ACCESSORIES, FLOOR AND WALL FINISHES TO REMAIN
 - EXISTING FLOOR FINISHES TO REMAIN AS INDICATED. REMOVE EXISTING FLOOR FINISHES AS REQUIRED FOR NEW LAYOUT. REFER TO FINISHES PLAN.
 - DEMOLISH AND REMOVE EXISTING MILLWORK, MERCHANDISE AND MISC. DISPLAY FIXTURES. COORDINATE REUSE OF ANY ITEMS W/ TENANT.
 - EXISTING OFFICE AREA WALLS TO REMAIN. REMOVE EXISTING OFFICE FURNITURE PER NEW LAYOUT.
 - EXISTING EXTERIOR FINISHES, DOORS AND STOREFRONT TO REMAIN.
 - DEMOLISH AND REMOVE EXISTING MILLWORK panels and signage, typ.

BRIAN D. LAUG, AIA NCARB ARCHITECT

16925 OLD SAWMILL ROAD
WOODBINE, MD 21797
443-250-6557

CONSULTANT:

PROJECT:

ELEVEN

PMG DBA7- ELEVEN 42655 CST

1360 NC 24-87, Cameron, NC 28326

DRG. TITLE:

DEMOLITION PLAN

DATE: 6/6/2025

DESCRIPTION: BID & PERMIT SET

SEAL:

BRIAN D. LAUG
REGISTERED ARCHITECT
13568
NORTH CAROLINA
WOODBINE, MD
6/11/2025

DESIGN BY: BMB

CHECKED BY: JK

SCALE: 1/4" = 1'-0"

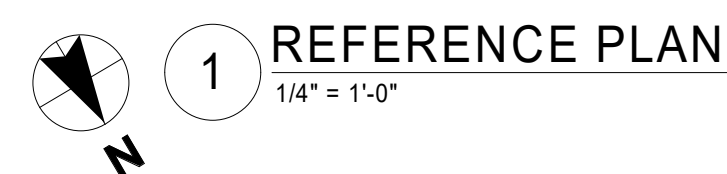
PROJECT No: 24088

DATE: 6/6/2025

FILE NAME:

SHEET NO:

D1.0

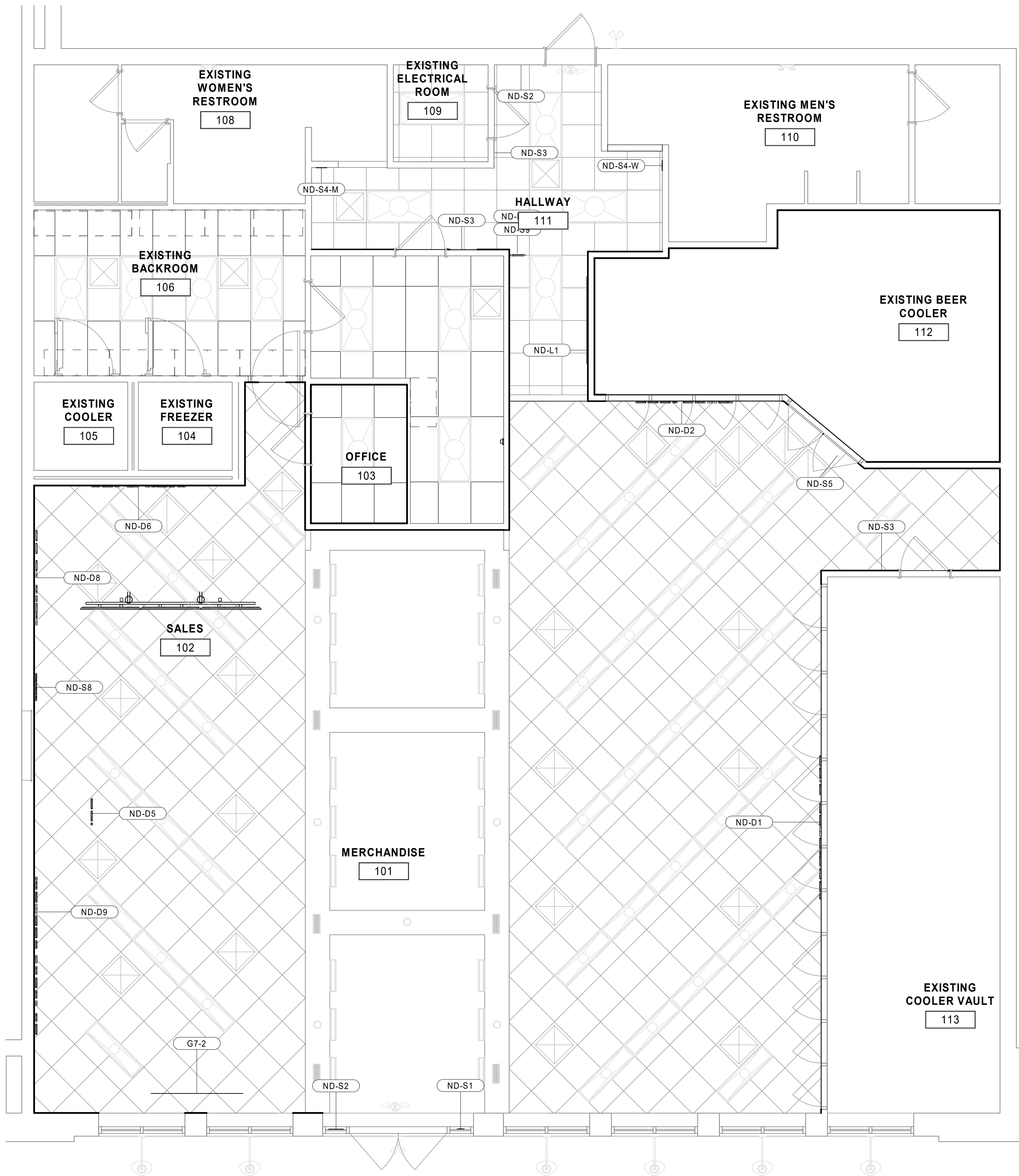


- 1 EXISTING PRE-FABRICATED COOLER WALLS, CEILING, FLOOR, DOORS AND RACKS. MAINTAIN 2" AIR SPACE BETWEEN COOLER AND ADJACENT WALLS PER MANUFACTURERS SPECIFICATIONS. CONTRACTOR TO FIELD VERIFY DIMENSIONS WITH PROJECT MANAGER.
- 2 MOP SINK; REFERENCE PLUMBING.
- 3 PROVIDE SPACE IN WALL FOR EQUIPMENT REFRIGERANT LINES TO RECESSED WALL CHASE, REF. INTERIOR ELEVATIONS FOR LOCATIONS.
- 4 PROVIDE SPACE IN WALL FOR SYRUP LINE BUNDLES TO (2) RECESSED STAINLESS STEEL WALL CHASES FOR HOUSING CO2, SWEETENER AND SYRUP LINES FOR POST MIX, FUB, TEA AND SLURPPE MACHINES. REF. A5.1 AND M2.0 FOR ADDITIONAL INFORMATION.

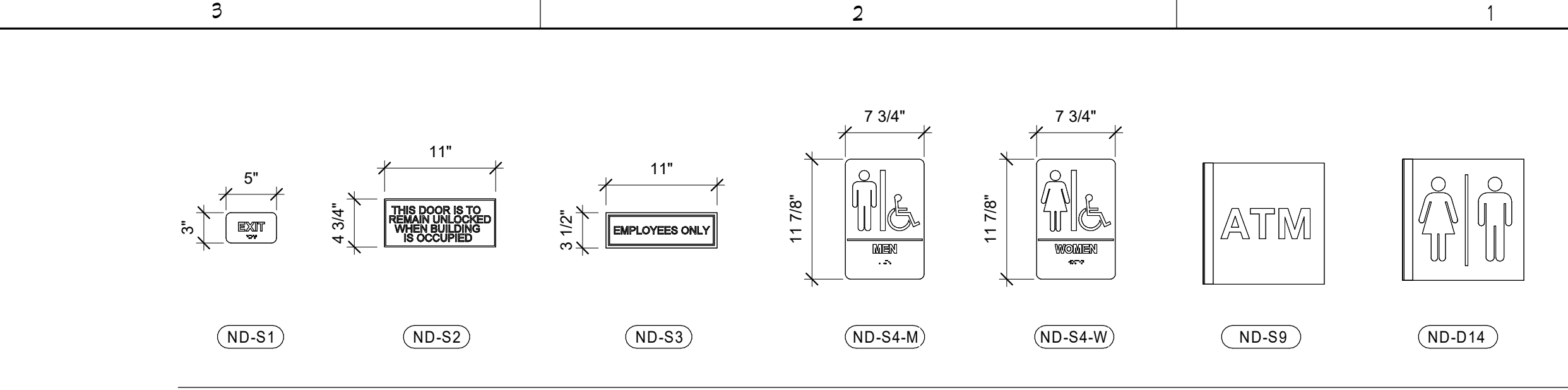
A2.1



1 DECOR LEGEND
1/2" = 1'-0"



2 DECOR PLAN
1/4" = 1'-0"



DECOR SCHEDULE					
CODE	QTY	NAME	SIZE	DESCRIPTION	INSTALL BY
G7-2	1	Beer Cooler Case	58.25" x 8.5"	Set of 2 Black Vinyl Decal	SEE NOTE 'D'
ND-D1	1	cold beverage - Dimensional Letter Set & Template	96"w x 10"h - Overall Size	Stock: 12MM Black PVC	DECOR VENDOR
ND-D2	1	beer cave - Dimensional Letter Set & Template	66"w x 10"h - Overall Size	Stock: 12MM Black PVC	DECOR VENDOR
ND-D4	1	frozen - Dimensional Letter Set & Template	38"w x 10"h - Overall Size	Stock: 12MM Black PVC	DECOR VENDOR
ND-D5	1	ice - Dimensional Letter Set & Template	18.5"w x 10"h - Overall Size	Stock: 12MM Black PVC	DECOR VENDOR
ND-D6	1	hot & fresh - Dimensional Letter Set & Template	67"w x 10"h - Overall Size	12mm White PVC	DECOR VENDOR
ND-D8	1	fresh to go - Dimensional Letter Set & Template	67"w x 10"h - Overall Size	12mm White PVC	DECOR VENDOR
ND-D9	1	oh thank heaven - Dimensional Letter Set	109"w x 10"h - Overall Size	12mm White PVC	DECOR VENDOR
ND-D14	1	Restroom Blade Sign	12" x 12"	6mm Black PVC fastened to brushed aluminum angle bracket	DECOR VENDOR
ND-L1	1	Localization Graphic	Size TBD	Customized Graphic Designed By Decor Vendor Working With SEI. Final Graphic TBD, Final Artwork To Be Approved By SEI	DECOR VENDOR
ND-S1	2	Exit Tactile Sign	3"w x 5"h		DECOR VENDOR
ND-S2	2	Egress Sign	4-3/4"h x 11"w		DECOR VENDOR
ND-S3	8	Employees Only Sign	3-1/2"h x 11"w		DECOR VENDOR
ND-S4-M	2	Men - ADA Restroom Sign	9" x 6"		DECOR VENDOR
ND-S4-W	2	Women - ADA Restroom Sign	9" x 6"		DECOR VENDOR
ND-S5	2	Beer Cave - Door Vinyl	22" x 26.093"	No print, plotter cut, weed and premask, Avery etchmark, vinyl, Mounts 1st surface to beer cooler door	DECOR VENDOR
ND-S8	1	7 Now Delivery - Dimensional Letter Set & Template	17.75" x 29"	Stock: 12MM Black PVC	DECOR VENDOR
ND-S9	1	ATM Blade Sign		6mm Black PVC fastened to brushed aluminum angle bracket	DECOR VENDOR

- GENERAL NOTES**
- A. REFERENCE INTERIOR ELEVATIONS FOR MOUNTING POSITIONS AND HEIGHTS ABOVE FINISH FLOOR.
 - B. GC TO PROVIDE BLOCKING AS REQUIRED FOR PROPER DECOR ATTACHMENT.
 - C. SIGNS SHOULD BE MANUFACTURED TO BE IN COMPLIANCE WITH THE LOCAL MUNICIPALITY
 - D. GC TO COORDINATE ALL SIGNAGE INSTALLATIONS WITH THE APPROVED DECOR PACKAGE. ALL SIGNAGE SHOULD HAVE BLOCKING INSTALLED. FLAG ANY DISCREPANCIES TO THE CM.

BRIAN D. LAUG, AIA NCARB ARCHITECT
16925 OLD SAWMILL ROAD
WOODBINE, MD 21797
443-250-6557

CONSULTANT:

PROJECT:



**PMG DBA7-
ELEVEN 42655 CST**
1360 NC 24-87, Cameron, NC
28326

DWG. TITLE:

DECOR PLAN

DATE: REVISIONS:

NO.	DATE	DESCRIPTION

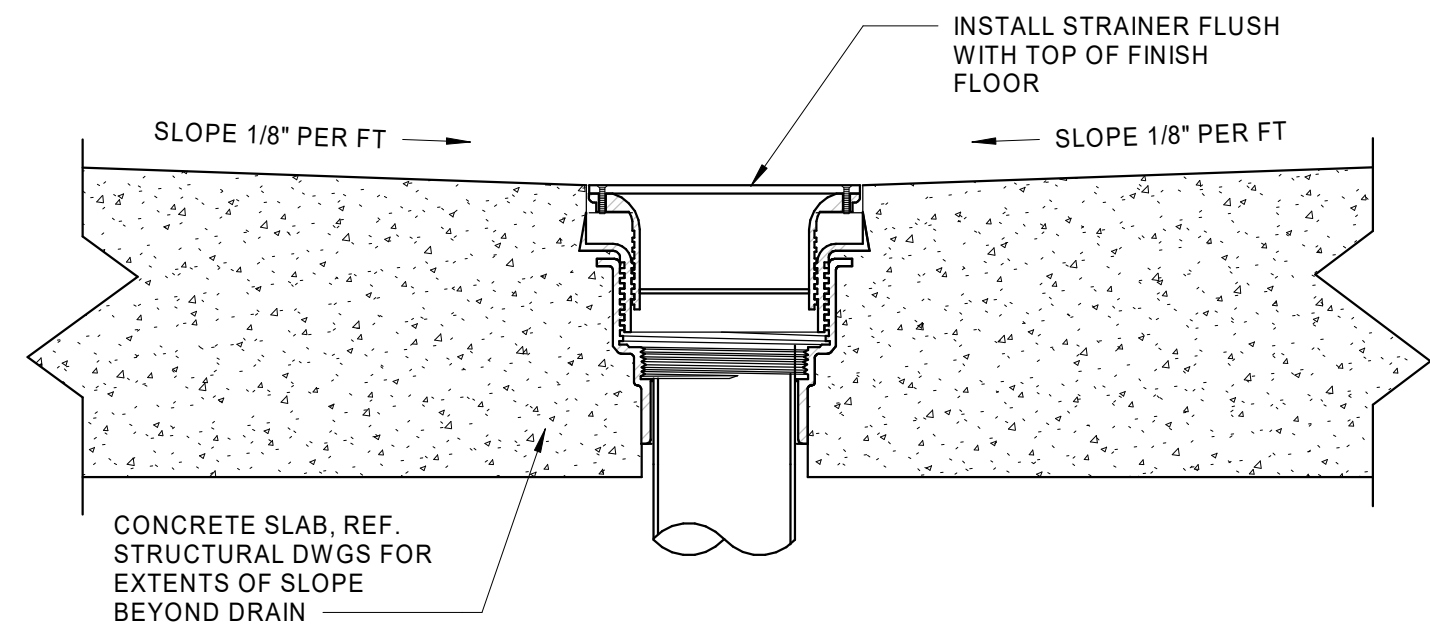
1	6/6/2025	BID & PERMIT SET



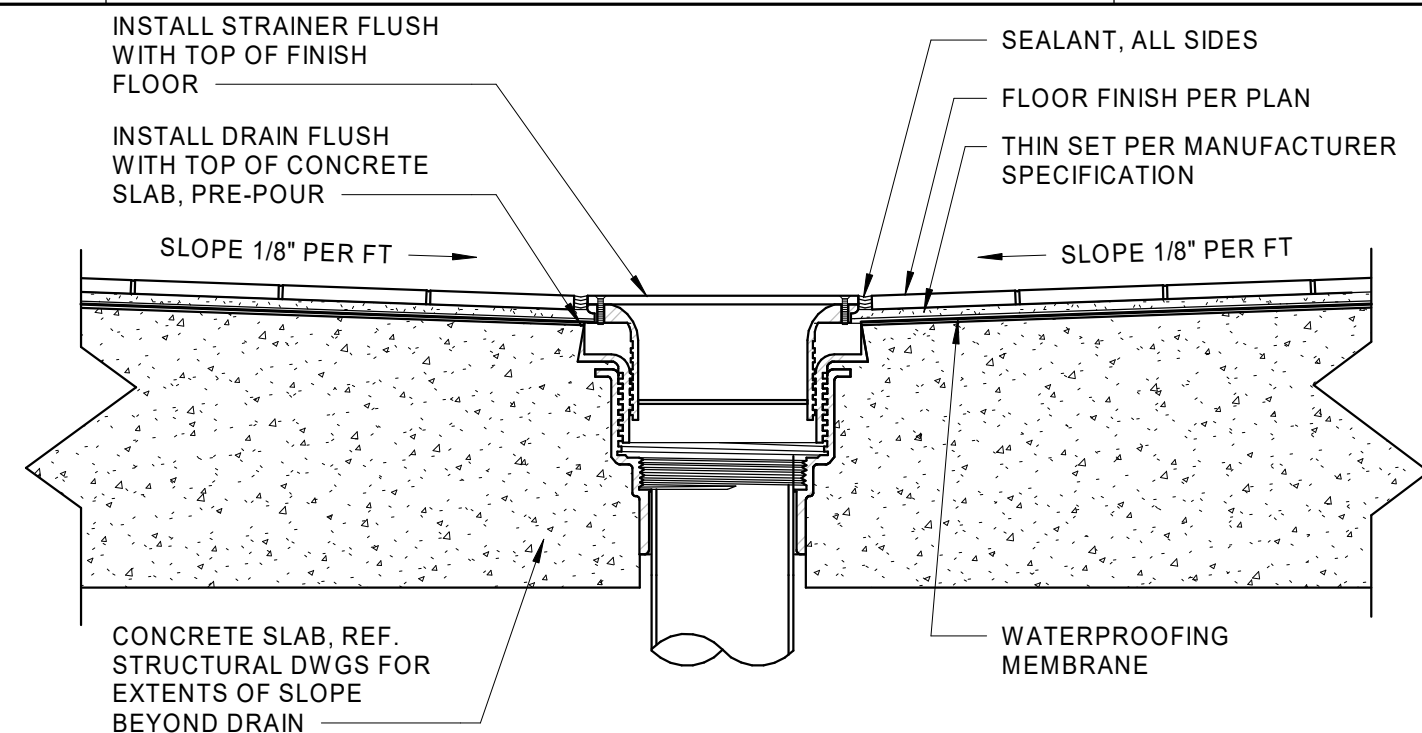
DESIGN BY: BMB	CHECKED BY: JK
SCALE: As indicated	PROJECT NO: 24088
DATE: 6/6/2025	FILE NAME:

SHEET NO.

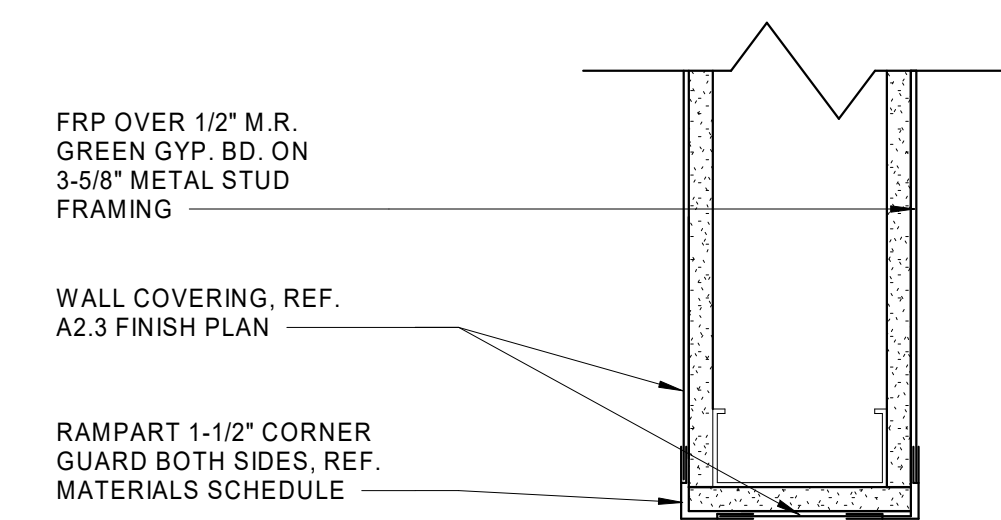
A2.2



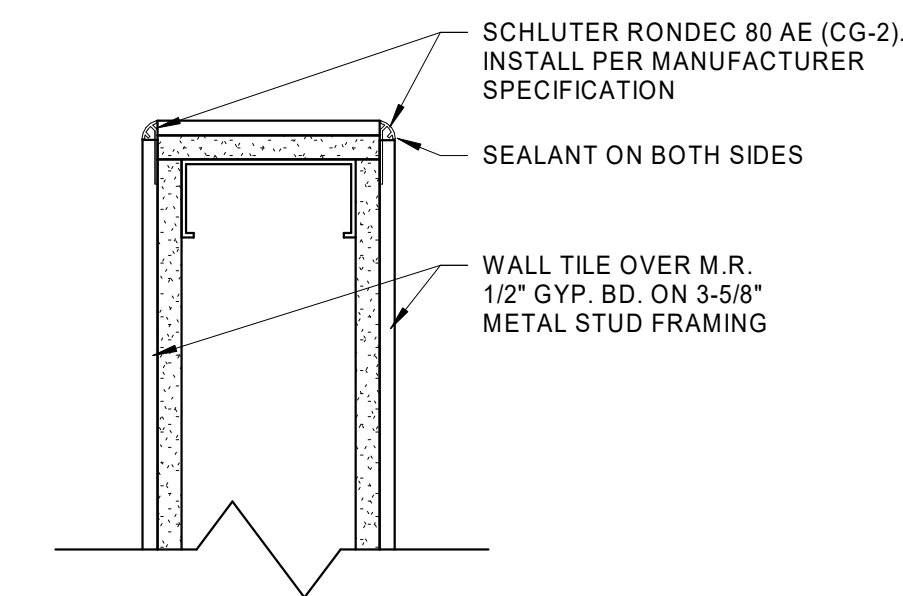
7 FLOOR DRAIN DETAIL FOR EXPOSED CONCRETE
3" = 1'-0"



6 FLOOR DRAIN DETAIL FOR TILE FLOORING
3" = 1'-0"



5 WALL FRP TRANSITION DETAIL
3" = 1'-0"



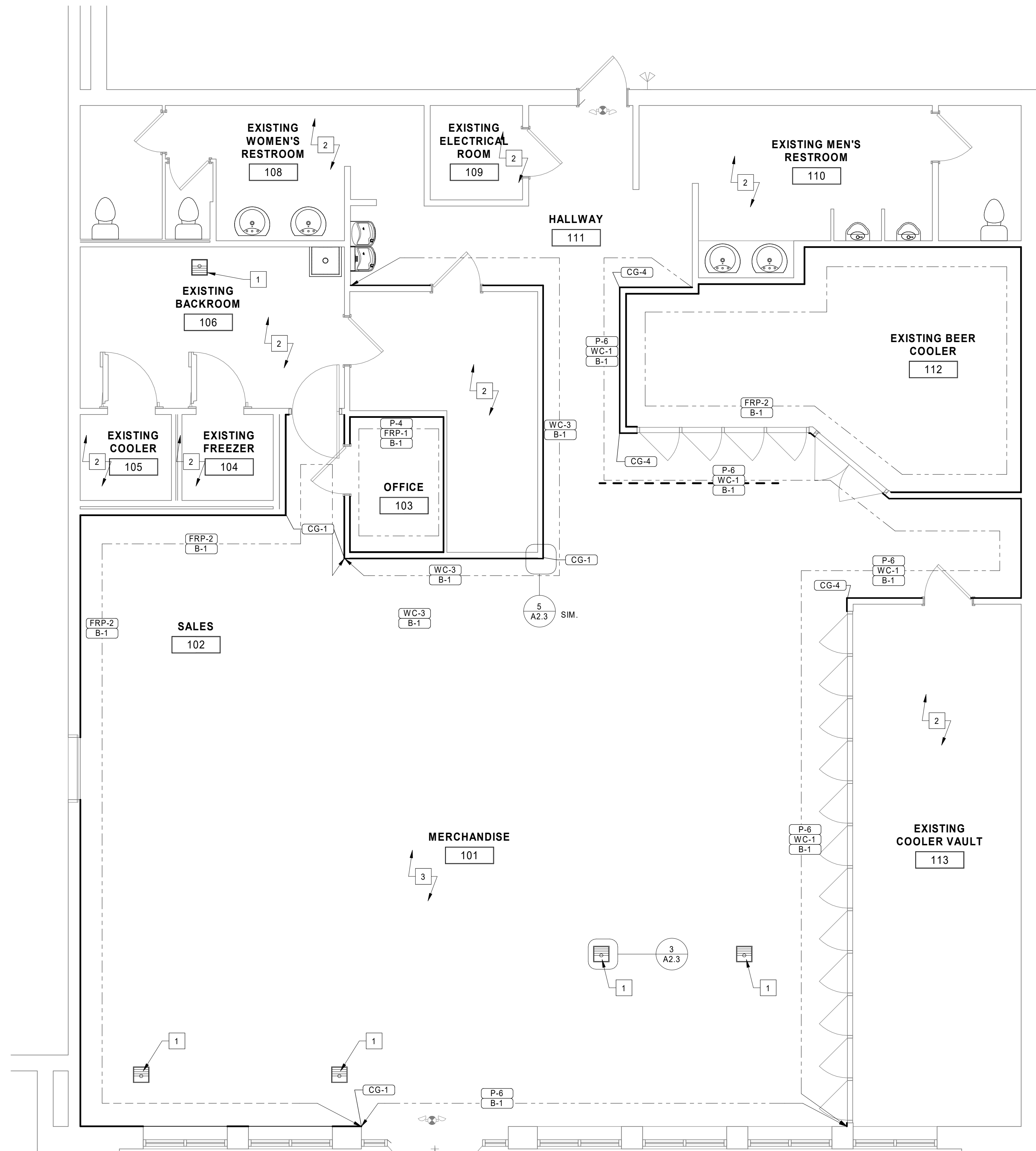
2 WALL TILE TRANSITION DETAIL
3" = 1'-0"

- GENERAL NOTES**
- ALL INTERIOR FINISHES TO BE CLASS 2 OR BETTER.
 - CONTRACTOR TO FLOAT AND SCRAPE FLOOR TO BE LEVEL AND PREPARE FOR NEW SCHEDULED FINISH, AS REQUIRED.
 - CONTRACTOR TO RESERVE SPECIFIED FLOORING AND BASE UPON BEING AWARDED THE BID TO ENSURE AVAILABILITY AND TIMELY INSTALLATION. SUBSTITUTIONS ARE NOT PERMITTED.
 - FLOORS IN WET AREAS TO SLOPE TO DRAINS 1/8" PER FOOT, TYP.
 - PROVIDE A BEAD OF CAULK AT INTERIOR CONDITIONS PER OWNER DIRECTION AND PROJECT NEEDS. CAULK IS TO MATCH COLOR OF ADJACENT MATERIAL.
 - REFERENCE INTERIOR ELEVATIONS FOR WALL FINISHES.
 - REFERENCE SHEET A6.1 FOR BASE TYPES.
 - PROVIDE FULL HEIGHT CORNER GUARDS AND "T" MOLDING AS REQUIRED AT ALL OUTSIDE CORNERS AND PANEL JOINTS. CORNER GUARDS SHOULD BE FOR MATERIAL FINISH SPECIFIED IN FINISH AND MATERIAL SCHEDULES ON SHEET A6.1.
 - PROTECT SURROUNDING AREAS AND SURFACES FROM DUST, CONTACT WITH OVERSPRAY FROM DENSIFIER, PROTECTIVE SURFACE TREATMENT, & JOINT FILLER. CLEAN SURFACES FROM DUST, DEBRIS, OIL, GREASE, CURING AGENTS, AND OTHER SURFACE CONTAMINANTS THAT MAY ADVERSELY AFFECT INSTALLATION OF POLISHED CONCRETE.
 - REFERENCE SPECIFICATION SECTIONS 03 3000 CAST-IN-PLACE CONCRETE AND 03 3511 CONCRETE FLOOR FINISHES, PROVIDED BY 7-ELEVEN, FOR ALL NEW INTERIOR CONCRETE FLOORS.

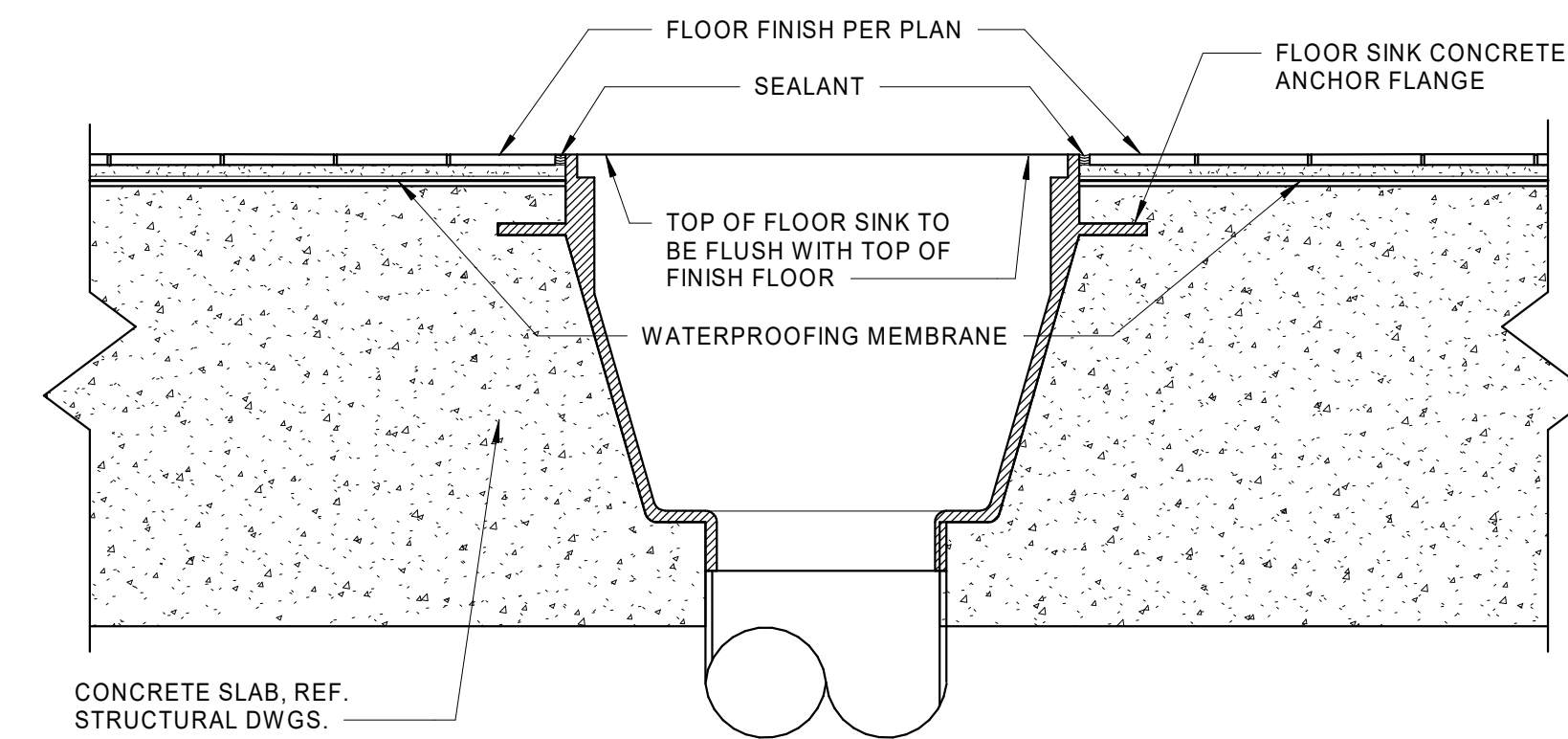
- KEYNOTES**
- FLOOR SINK / DRAIN PER PLAN, REF. DETAILS ON THIS SHEET & PLUMBING DRAWINGS FOR LOCATION.
 - EXISTING FLOOR, WALL AND CEILING FINISHES TO REMAIN, U.N.O.
 - EXISTING FLOOR FINISHES TO REMAIN. PATCH AND REPAIR AS REQUIRED FOR NEW FLOOR SINKS.

FLOOR FINISH & HATCH LEGEND	
	MANUF FREEZER FLOOR
	T-1 PORCELAIN TILE (SALES FLOOR & RESTROOMS)
	T-2 PORCELAIN TILE (BEER CAVE)
	SC-2 SEALED CONCRETE (BACKROOM, COOLER, MANAGER'S OFFICE, UTILITY, COOLER VAULT & ELECTRICAL ROOM)

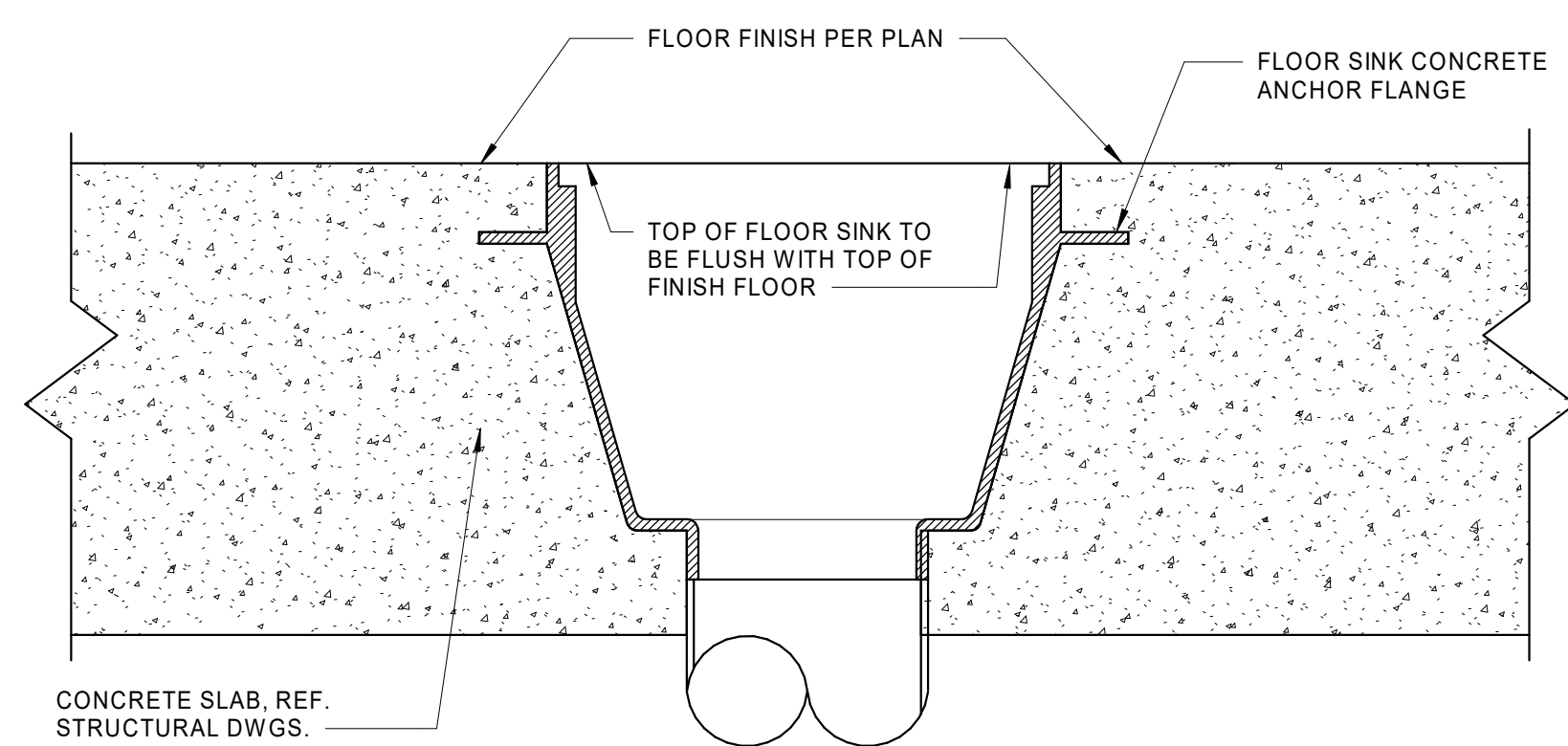
WALL FINISH LEGEND	
	XX-X DENOTES WALL FINISH, REFER TO SHEET A6.1
	XX-X DENOTES CHAIR RAIL OR TRIM, REFER TO SHEET A6.1
	XX-X DENOTES WALL FINISH, REFER TO SHEET A6.1
	XX-X DENOTES WALL BASE, REFER TO SHEET A6.1



1 FINISH PLAN
1/4" = 1'-0"



3 FLOOR SINK DETAIL FOR TILE FLOORING
3" = 1'-0"



4 FLOOR SINK DETAIL FOR EXPOSED CONCRETE
3" = 1'-0"

BRIAN D. LAUG, AIA NCARB ARCHITECT

16925 OLD SAWMILL ROAD
WOODBINE, MD 21797
443-250-6557

CONSULTANT:

PROJECT:




**PMG DBA7-
ELEVEN 42655 CST**
1360 NC 24-87, Cameron, NC
28326

DWG. TITLE:

FINISH PLAN

DATE: REVISIONS:

No.	DATE	DESCRIPTION
1	6/6/2025	BID & PERMIT SET



DESIGN BY: BMB	CHECKED BY: JK
SCALE: As indicated	PROJECT No. 24088
DATE: 6/6/2025	FILE NAME

SHEET NO.

A2.3



1 REFLECTED CEILING PLAN
1/4" = 1'-0"

- GENERAL NOTES**
- A. ALL WALL PAINT ABOVE 12'-0" IN THE MERCHANDISE AREA SHALL BE "P-35" UNLESS NOTED OTHERWISE ON THE REFLECTED CEILING PLAN. (REFERENCE SHEET A6.1 FOR MATERIALS SCHEDULE).
- B. SYRUP LINE INSTALLATION NOTE: WHERE REQUIRED BY CODE OR AS INDICATED ON PLAN CABLED BUNDLE SYRUP LINES SHALL BE INSTALLED IN PVC CONDUIT (METAL CONDUIT FOR FR LINES) W/ 45 DEGREE SWEEPS AT CORNER AND "TEE" CONNECTIONS. CONDUIT SHALL BE ATTACHED TO WALL AND UNDERSIDE OF ROOF CONSTRUCTION W/ PIPE STRAPS AS REQUIRED, REFERENCE MANUFACTURERS SPECIFICATIONS FOR MINIMUM ALLOWED BENDING RADIUS OF LINES.
- C. VERIFY NUMBER OF SYRUP LINES TO NUMBER OF SYRUP AND POST MIX MACHINES.
- D. PROVIDE ACCESS PANEL WHEN EQUIPMENT IS PRESENT ABOVE COOLER VAULT.
- E. REFER TO A2.7 FOR LIGHTING DIMENSIONS AND SCHEDULE.

- KEYNOTES**
- 1 SECURITY CAMERA SURFACE MOUNTED TO UNDERSIDE OF CEILING.
- 2 SYRUP LINE BUNDLES, 974 SERIES (974R AT FIRE RATED WALLS), ATTACHED TO BOTTOM OF DECK WITH 3/4" WIDE 16 GAUGE GALVANIZED PIPE STRAPS AT 4' O.C.
- 3 (2) SYRUP AND CO2 LINE BUNDLES TO POSTMIX, AND SWEETENER LINE TO TEA MACHINE. INSTALL IN WALL CAVITY DOWN TO TOP OF RECESSED STAINLESS STEEL WALL CHASE. REF. A5.1 AND M2.0 FOR ADDITIONAL INFORMATION AND MOUNTING HEIGHT.
- 4 (2) SYRUP AND CO2 LINE BUNDLES TO SLURPEE MACHINES AND FUB DISPENSER. INSTALL IN WALL CAVITY DOWN TO TOP OF RECESSED STAINLESS STEEL WALL CHASE. REF. A5.1 AND M2.0 FOR ADDITIONAL INFORMATION AND MOUNTING HEIGHT.
- 5 EMERGENCY LIGHT FIXTURE. REF. ELECTRICAL.
- 6 EXISTING PREMANUFACTURED INSULATED COOLER/FREEZER VAULT CEILING. BUILDING CEILING ABOVE IS UNFINISHED EXPOSED STRUCTURE.
- 7 DIGITAL MENU BOARDS SUSPENDED FROM STRUCTURE, REF EF-1. INSTALL PER MANUFACTURER'S INSTRUCTIONS.
- 8 WALL-MOUNTED SPEAKER. REF. ELECTRICAL DRAWINGS.
- 9 EXISTING CEILING GRID/TILE/DRYWALL TO REMAIN. REPLACE ANY TILES AS REQUIRED DUE TO NEW FOOD SERVICE EQUIPMENT W/ WASHABLE TILES TO MATCH EXISTING ADJACENT FINISH.

REFLECTED CEILING PLAN SYMBOLS			
	FOUR WAY SUPPLY DIFFUSER		TRANSFER GRILL RETURN AIR DIFFUSER
	CEILING EXHAUST		SIDEWALL DIFFUSER REF. MECHANICAL
	SUSPENDED CEILING GRID		PRE-MANUFACTURED CEILING BY COOLER MFR.
	PAINTED EXPOSED STRUCTURE		GYP BOARD CEILING
	EMERGENCY RECESSED LIGHT FIXTURE REF. ELECTRICAL		RECESSED LIGHT FIXTURE REF. ELECTRICAL
	EMERGENCY PENDANT LIGHT FIXTURE REF. ELECTRICAL		PENDANT LIGHT FIXTURE REF. ELECTRICAL
	PENDANT LIGHT FIXTURE REF. ELECTRICAL		DIRECTIONAL TRACK FIXTURE REF. ELECTRICAL
	SECURITY CAMERA		EXIT SIGN
	LED LIGHT FIXTURE REF. ELECTRICAL		LED LIGHT FIXTURE REF. ELECTRICAL
	DIGITAL MENU BOARD/ PROMO SCREEN		SURFACE MOUNTED LIGHT FIXTURE REF. ELECTRICAL
	BEER CAVE EVAPORATOR		EXTERIOR WALL PACK LIGHT FIXTURE REF. ELECTRICAL
	WALK IN COOLER EVAPORATOR		MECHANICAL SENSORS REF. MECHANICAL
	SECURITY MONITOR REF. ELECTRICAL		SPEAKER REF. ELECTRICAL

BRIAN D. LAUG, AIA NCARB ARCHITECT

16925 OLD SAWMILL ROAD
WOODBINE, MD 21797
443-250-6557

CONSULTANT:

PROJECT:



**PMG DBA7-
ELEVEN 42655 CST**
1360 NC 24-87, Cameron, NC
28326

DRG. TITLE:

REFLECTED CEILING PLAN

DATE: REVISIONS:

1	6/6/2025	BID & PERMIT SET
No.	DATE	DESCRIPTION

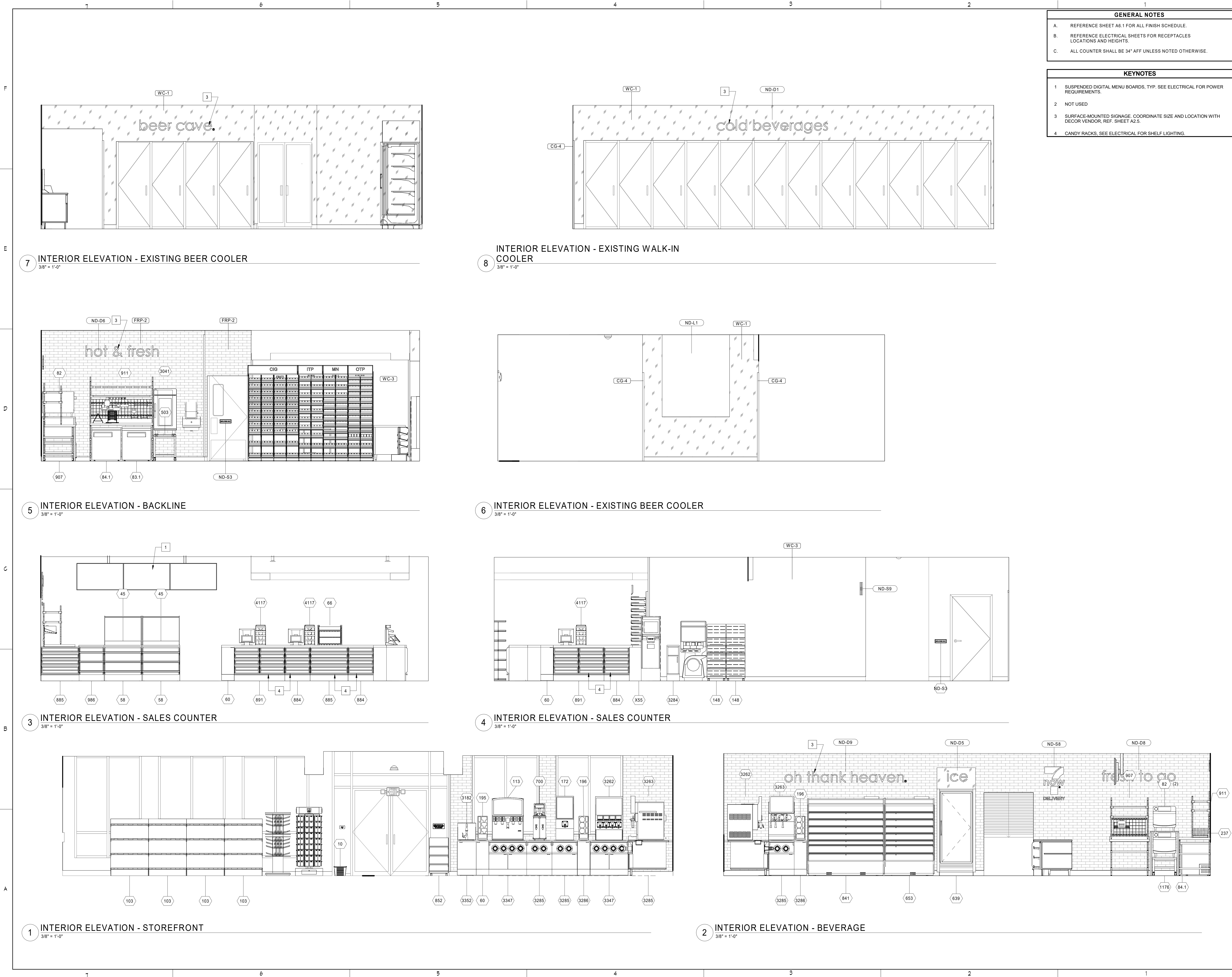
SEAL:



DESIGN BY:	CHECKED BY:
BMB	JK
SCALE:	PROJECT No.
1/4" = 1'-0"	24088
DATE:	FILE NAME
6/6/2025	

SHEET NO.

A2.4



- GENERAL NOTES**
- A. REFERENCE SHEET A6.1 FOR ALL FINISH SCHEDULE.
 - B. REFERENCE ELECTRICAL SHEETS FOR RECEPTACLES LOCATIONS AND HEIGHTS.
 - C. ALL COUNTER SHALL BE 34" AFF UNLESS NOTED OTHERWISE.
- KEYNOTES**
- 1 SUSPENDED DIGITAL MENU BOARDS, TYP. SEE ELECTRICAL FOR POWER REQUIREMENTS.
 - 2 NOT USED
 - 3 SURFACE-MOUNTED SIGNAGE. COORDINATE SIZE AND LOCATION WITH DECOR VENDOR, REF. SHEET A2.5.
 - 4 CANDY RACKS, SEE ELECTRICAL FOR SHELF LIGHTING.

BRIAN D. LAUG, AIA NCARB
ARCHITECT

16925 OLD SAWMILL ROAD
WOODBINE, MD 21797
443-250-6557

CONSULTANT:

PROJECT:




**PMG DBA7-
ELEVEN 42655 CST**
1360 NC 24-87, Cameron, NC
28326

DWG. TITLE:

INTERIOR ELEVATIONS

DATE: REVISIONS:

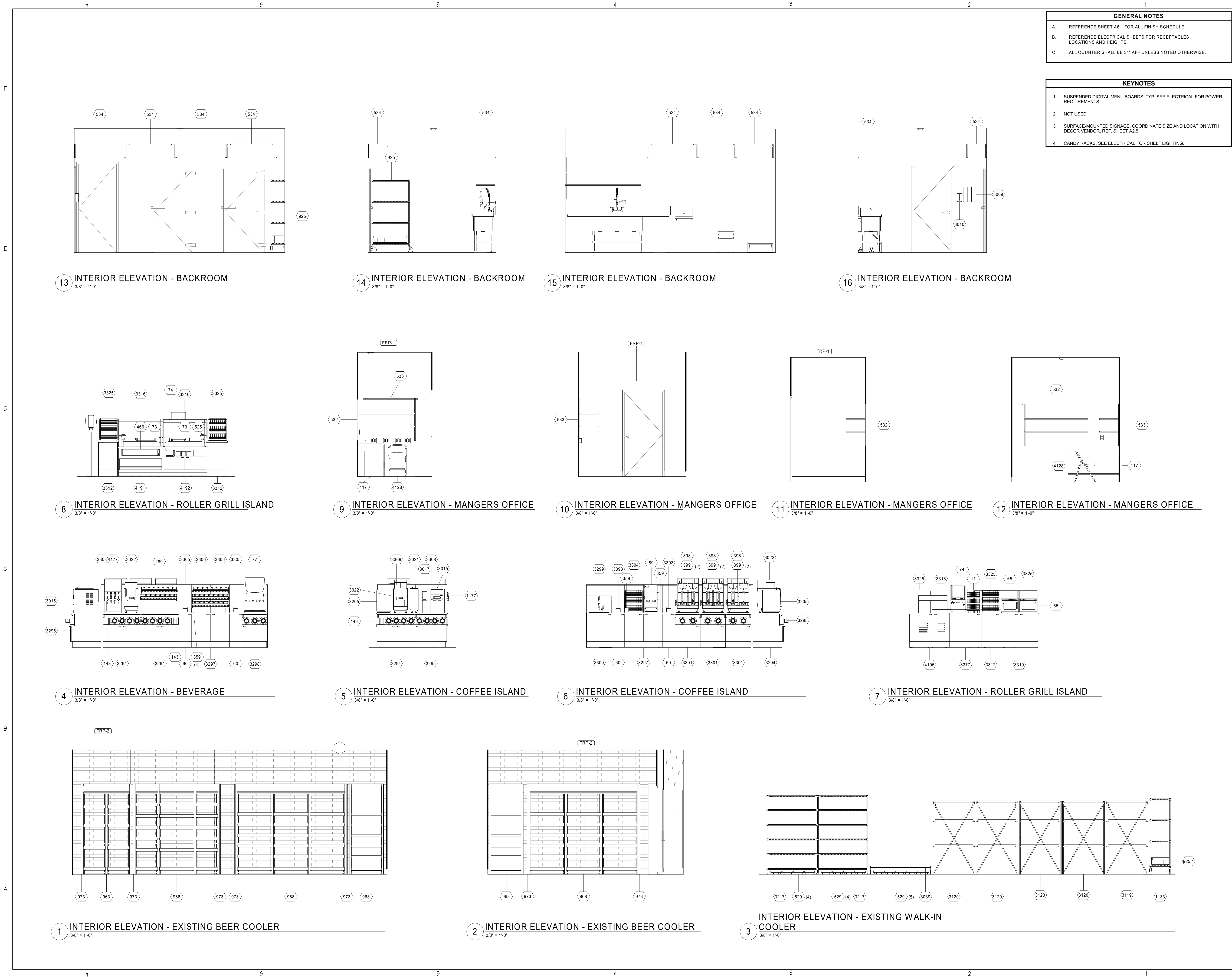
NO.	DATE	DESCRIPTION
1	6/6/2025	BID & PERMIT SET



DESIGN BY: BMB	CHECKED BY: JK
SCALE: As indicated	PROJECT NO: 24088
DATE: 6/6/2025	FILE NAME:

SHEET NO.

A5.0



GENERAL NOTES

A. REFERENCE SHEET A6.1 FOR ALL FINISH SCHEDULE.

B. REFERENCE ELECTRICAL SHEETS FOR RECEPTACLES LOCATIONS AND HEIGHTS.

C. ALL COUNTER SHALL BE 34" AFF UNLESS NOTED OTHERWISE.

KEYNOTES

1 SUSPENDED DIGITAL MENU BOARDS, TYP. SEE ELECTRICAL FOR POWER REQUIREMENTS.

2 NOT USED

3 SURFACE-MOUNTED SIGNAGE, COORDINATE SIZE AND LOCATION WITH DECOR VENDOR, REF. SHEET A2.5.

4 CANDY RACKS, SEE ELECTRICAL FOR SHELF LIGHTING.

BRIAN D. LAUG, AIA NCARB ARCHITECT

16925 OLD SAWMILL ROAD
WOODBINE, MD 21797
443-250-6557

CONSULTANT:

PROJECT:

PMG DBA7- ELEVEN 42655 CST

1360 NC 24-87, Cameron, NC 28326

DRG. TITLE:

INTERIOR ELEVATIONS

DATE: 6/6/2025

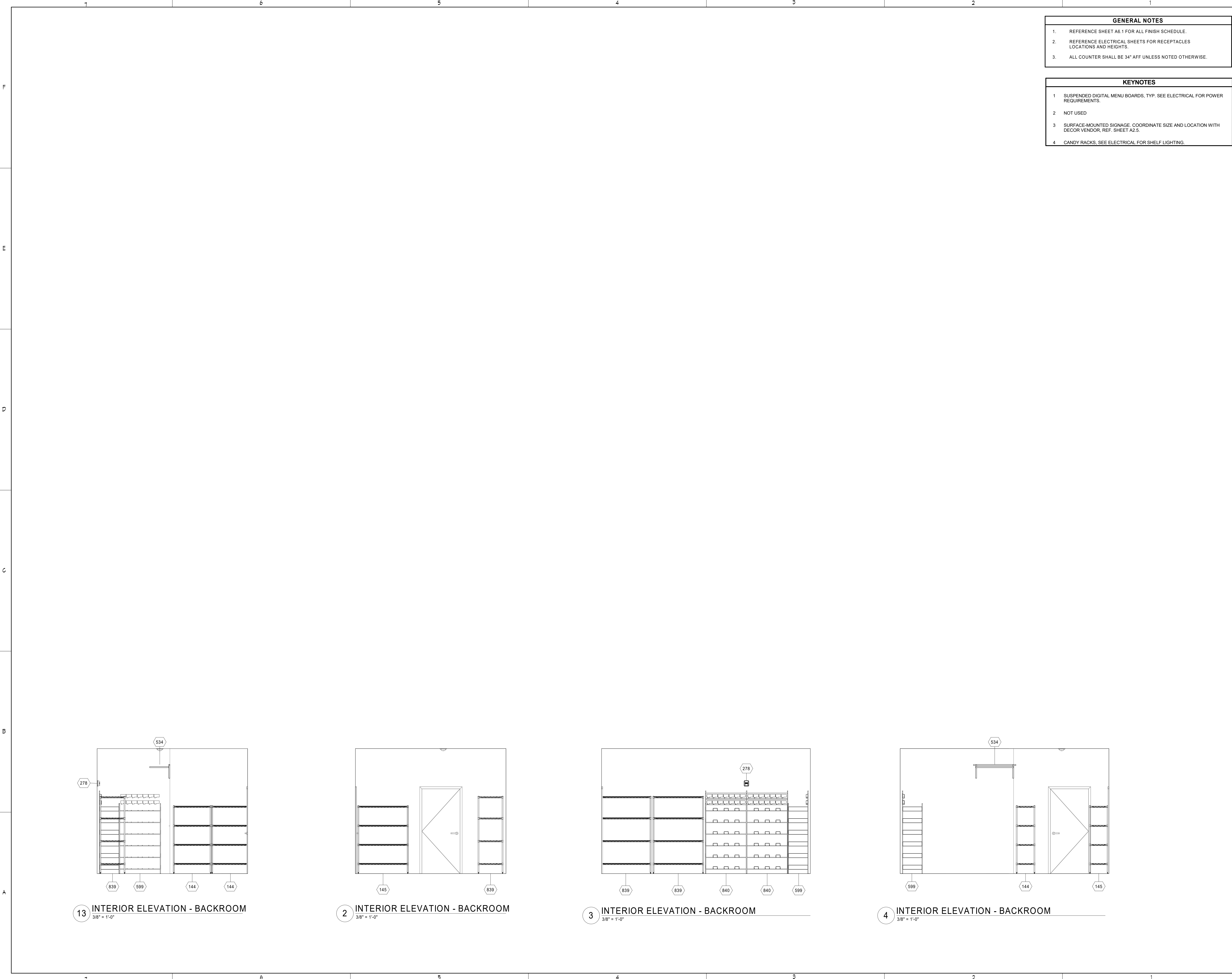
DESCRIPTION: BID & PERMIT SET

DATE: 6/6/2025

FILE NAME: 240808

SHEET NO:

A5.1



GENERAL NOTES	
1.	REFERENCE SHEET A6.1 FOR ALL FINISH SCHEDULE.
2.	REFERENCE ELECTRICAL SHEETS FOR RECEPTACLES LOCATIONS AND HEIGHTS.
3.	ALL COUNTER SHALL BE 34" AFF UNLESS NOTED OTHERWISE.

KEYNOTES	
1	SUSPENDED DIGITAL MENU BOARDS, TYP. SEE ELECTRICAL FOR POWER REQUIREMENTS.
2	NOT USED
3	SURFACE-MOUNTED SIGNAGE. COORDINATE SIZE AND LOCATION WITH DECOR VENDOR, REF. SHEET A2.5.
4	CANDY RACKS, SEE ELECTRICAL FOR SHELF LIGHTING.

BRIAN D. LAUG, AIA NCARB
ARCHITECT

16925 OLD SAWMILL ROAD
WOODBINE, MD 21797
443-250-6557

CONSULTANT:

PROJECT:



**PMG DBA7-
ELEVEN 42655 CST**
1360 NC 24-87, Cameron, NC
28326


DRG. TITLE:

INTERIOR ELEVATIONS

DATE: REVISIONS:

No.	DATE	DESCRIPTION
1	6/6/2025	BID & PERMIT SET

SEAL:



DESIGN BY: BMB	CHECKED BY: JK
SCALE: As indicated	PROJECT No. 24088
DATE: 6/6/2025	FILE NAME

SHEET NO.

A5.2

F

E

D

C

B

A

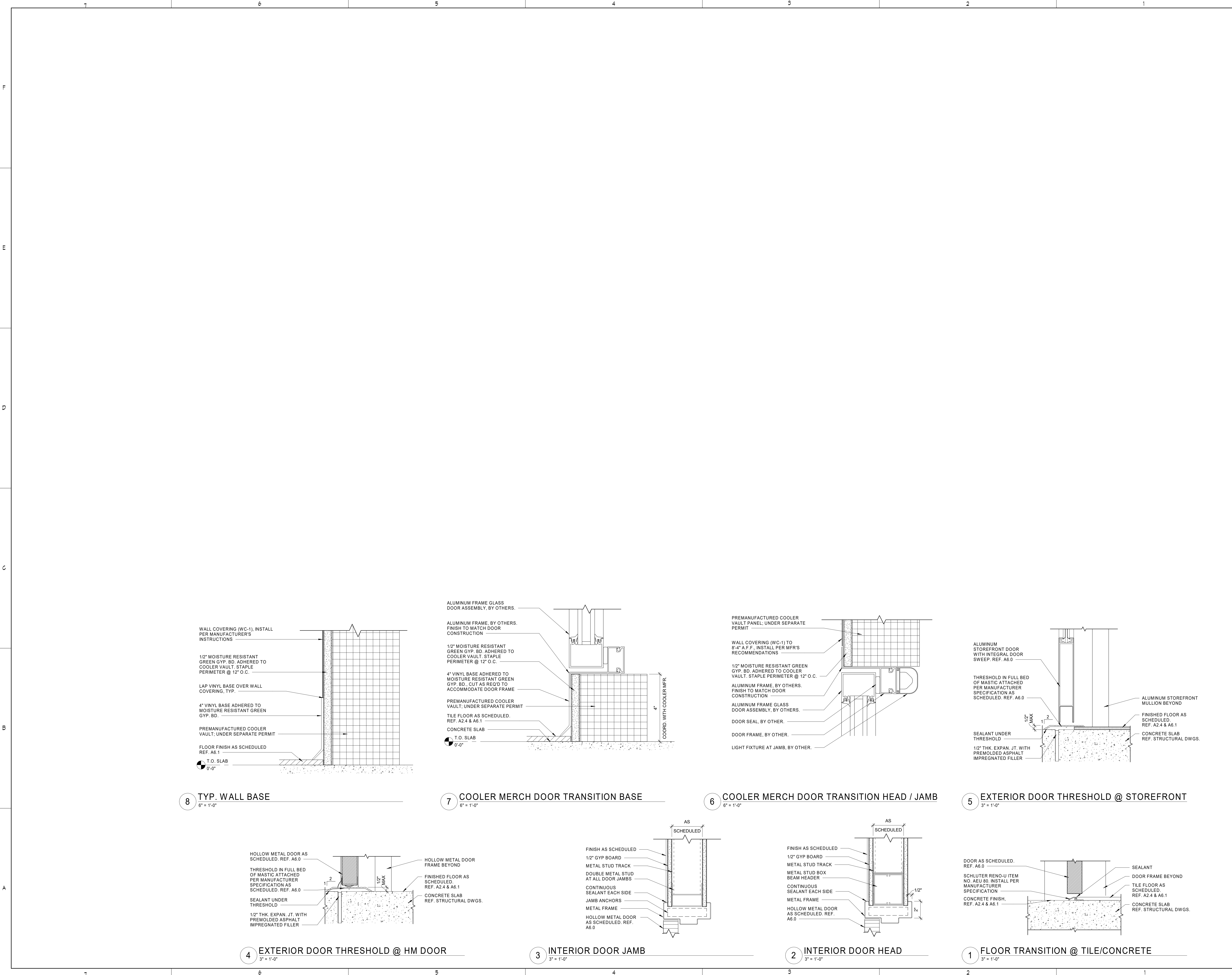
PAINT SCHEDULE									
CODE	APPLICATION	COLOR	MANUFACTURER	PAINT NUMBER	PAINT DESCRIPTION	REPAINT PRIMER	NEW CONSTRUCTION PRIMER	JURISDICTIONAL EXCEPTIONS	FURNISH BY
EXTERIOR PAINT									
P-1	EXTERIOR UTILITIES, EXTERIOR HM DOORS & FRAMES	VERSATILE GRAY	SHERWIN WILLIAMS	SW6072	SHER-CRYL HPA SEMI-GLOSS, B66W351	DTM BONDING PRIMER, B66A50	PRO-CRYL METAL PRIMER, B66-1300 SERIES	FOR SCAQMD - PROINDUSTRIAL ZERO VOC SEMI-GLOSS, B66W60X	GC
P-3	TRASH ENCLOSURE GATE, TRASH ENCLOSURE BOLLARDS & PIPING	TRICORN BLACK	SHERWIN WILLIAMS	SW6258	SHER-CRYL HPA SEMI-GLOSS, B66T354	DTM BONDING PRIMER, B66A50	PRO-CRYL METAL PRIMER, B66-1300 SERIES	FOR SCAQMD - PROINDUSTRIAL ZERO VOC SEMI-GLOSS, B66W60X	GC
P-12	PARKING LOT TRAFFIC MARKING	WHITE	SHERWIN WILLIAMS	B97WD2434	PROPAK PREMIUM WATERBASED TRAFFIC PAINT				GC
P-13	PARKING LOT TRAFFIC MARKING	YELLOW	SHERWIN WILLIAMS	B97YD2467	PROPAK PREMIUM WATERBASED TRAFFIC PAINT				GC
P-14	PARKING LOT TRAFFIC MARKING	RED	SHERWIN WILLIAMS	B97RD2012	PROPAK PREMIUM WATERBASED TRAFFIC PAINT				GC
P-15	PARKING LOT TRAFFIC MARKING	BLUE	SHERWIN WILLIAMS	B97LD2022	PROPAK PREMIUM WATERBASED TRAFFIC PAINT				GC
P-16	PARKING LOT TRAFFIC MARKING	BLACK	SHERWIN WILLIAMS	B97BD2021	PROPAK PREMIUM WATERBASED TRAFFIC PAINT				GC
P-17	UNDERSIDE OF GAS CANOPY	EXTRA WHITE	SHERWIN WILLIAMS	SW7006	SHER-CRYL HPA SEMI-GLOSS, B66W351	DTM BONDING PRIMER, B66A50	PROCRYL METAL PRIMER, B66-1300 SERIES	FOR SCAQMD - PROINDUSTRIAL ZERO VOC SEMI-GLOSS, B66W60X	GC
P-18	CANOPY COLUMNS	TRICORN BLACK	SHERWIN WILLIAMS	SW6258	SHER-CRYL HPA SEMI-GLOSS, B66T354	DTM BONDING PRIMER, B66A50	PRO-CRYL METAL PRIMER, B66W310	FOR SCAQMD - PROINDUSTRIAL ZERO VOC SEMI-GLOSS, B66W60X	GC
P-19	BOLLARDS IN FUELING AREA	TRICORN BLACK	SHERWIN WILLIAMS	SW6258	SHER-CRYL HPA SEMI-GLOSS, B66T354	DTM BONDING PRIMER, B66A50	PRO-CRYL METAL PRIMER, B66W310	FOR SCAQMD - PROINDUSTRIAL ZERO VOC SEMI-GLOSS, B66W60X	GC
P-20	FUEL ISLAND CURBS	TRICORN BLACK	SHERWIN WILLIAMS	SW6258	SHER-CRYL HPA SEMI-GLOSS, B66T354	DTM BONDING PRIMER, B66A50	PRO-CRYL METAL PRIMER, B66W310	FOR SCAQMD - PROINDUSTRIAL ZERO VOC SEMI-GLOSS, B66W60X	GC
P-22	VENT PIPE	EXTRA WHITE	SHERWIN WILLIAMS	SW7006	SHER-CRYL HPA SEMI-GLOSS, B66W351	DTM BONDING PRIMER, B66A50	PRO-CRYL METAL PRIMER, B66-1300 SERIES	FOR SCAQMD - PROINDUSTRIAL ZERO VOC SEMI-GLOSS, B66-650	GC
P-23	REGULAR GAS FILL LID	EXTRA WHITE	SHERWIN WILLIAMS	SW7006	SHER-CRYL HPA SEMI-GLOSS, B66W351	DTM BONDING PRIMER, B66A50	PRO-CRYL METAL PRIMER, B66-1300 SERIES	FOR SCAQMD - PROINDUSTRIAL ZERO VOC SEMI-GLOSS, B66-650	GC
P-24	REGULAR GAS MANHOLE CROSS	TRICORN BLACK	SHERWIN WILLIAMS	SW6258	SHER-CRYL HPA SEMI-GLOSS, B66-350 SERIES	DTM BONDING PRIMER, B66A50	PRO-CRYL METAL PRIMER, B66-1300 SERIES	FOR SCAQMD - PROINDUSTRIAL ZERO VOC SEMI-GLOSS, B66-650	GC
P-25	MID GRADE GAS FILL LID	SAFETY BLUE	SHERWIN WILLIAMS	B71T454	SHER-CRYL HPA SEMI-GLOSS, B66-350 SERIES	DTM BONDING PRIMER, B66A50	PRO-CRYL METAL PRIMER, B66-1300 SERIES	FOR SCAQMD - PROINDUSTRIAL ZERO VOC SEMI-GLOSS, B66-650	GC
P-26	MID GRADE GAS MANHOLE CROSS	EXTRA WHITE	SHERWIN WILLIAMS	SW7006	SHER-CRYL HPA SEMI-GLOSS, B66W351	DTM BONDING PRIMER, B66A50	PRO-CRYL METAL PRIMER, B66-1300 SERIES	FOR SCAQMD - PROINDUSTRIAL ZERO VOC SEMI-GLOSS, B66-650	GC
P-27	PREMIUM GAS FILL LID	SAFETY RED	SHERWIN WILLIAMS	B71T454	SHER-CRYL HPA GLOSS, B66R300	DTM BONDING PRIMER, B66A50	PRO-CRYL METAL PRIMER, B66-1300 SERIES	FOR SCAQMD - PROINDUSTRIAL ZERO VOC SEMI-GLOSS, B66-650	GC
P-28	PREMIUM GAS MANHOLE CROSS	EXTRA WHITE	SHERWIN WILLIAMS	SW7006	SHER-CRYL HPA SEMI-GLOSS, B66W351	DTM BONDING PRIMER, B66A50	PRO-CRYL METAL PRIMER, B66-1300 SERIES	FOR SCAQMD - PROINDUSTRIAL ZERO VOC SEMI-GLOSS, B66-650	GC
P-29	DIESEL FILL LID	SAFETY YELLOW	SHERWIN WILLIAMS	B71W45X	SHER-CRYL HPA GLOSS, B66Y300	DTM BONDING PRIMER, B66A50	PRO-CRYL METAL PRIMER, B66-1300 SERIES	FOR SCAQMD - PROINDUSTRIAL ZERO VOC SEMI-GLOSS, B66-650	GC
P-30	KEROSENE FILL LID	API OLIVE BROWN	SHERWIN WILLIAMS	B71T454	SHER-CRYL HPA SEMI-GLOSS	DTM BONDING PRIMER, B66A50	PRO-CRYL METAL PRIMER, B66-1300 SERIES	FOR SCAQMD - PROINDUSTRIAL ZERO VOC SEMI-GLOSS, B66-650	GC
P-32	E-85 FILL LID	API OLIVE BROWN	SHERWIN WILLIAMS	B71T454	SHER-CRYL HPA SEMI-GLOSS	DTM BONDING PRIMER, B66A50	PRO-CRYL METAL PRIMER, B66-1300 SERIES	FOR SCAQMD - PROINDUSTRIAL ZERO VOC SEMI-GLOSS, B66-650	GC
P-33	VAPOR RECOVERY MANHOLE LID	SAFETY ORANGE	SHERWIN WILLIAMS	B71T454	SHER-CRYL HPA SEMI-GLOSS	DTM BONDING PRIMER, B66A50	PRO-CRYL METAL PRIMER, B66-1300 SERIES	FOR SCAQMD - PROINDUSTRIAL ZERO VOC SEMI-GLOSS, B66-650	GC
P-34	ALL OTHER MANHOLES	TRICORN BLACK	SHERWIN WILLIAMS	SW6258	SHER-CRYL HPA SEMI-GLOSS, B66-350 SERIES	DTM BONDING PRIMER, B66A50	PRO-CRYL METAL PRIMER, B66-1300 SERIES	FOR SCAQMD - PROINDUSTRIAL ZERO VOC SEMI-GLOSS, B66-650	GC
P-41	PARKING LOT TRAFFIC MARKING	GREEN	SHERWIN WILLIAMS	TM2226	HOTLINE FAST DRY LATEX				GC
INTERIOR PAINT									
P-4	BOHUTILITY GYP. BD WALLS, MANAGER'S OFFICE GYP BOARD CEILING	PEARLY WHITE	SHERWIN WILLIAMS	SW7009	SOLO SEMI-GLOSS ENAMEL, A76-SERIES	PROMAR 200 ZERO VOC WALL PRIMER, B28W2600	SELF PRIMING ON DRYWALL		GC
P-5	RESTROOM DOORS & DOOR FRAMES	MEGA GREIGE	SHERWIN WILLIAMS	SW7031	PRO INDUSTRIAL PRE-CATALYZED EPOXY SEMI-GLOSS, K46W1150 SERIES	DTM BONDING PRIMER, B66A50	PRO-CRYL METAL PRIMER, B66-1300 SERIES	FOR SCAQMD - PROINDUSTRIAL ZERO VOC SEMI-GLOSS, B66-650	GC
P-6	GYP BOARD WALLS	PORPOISE	SHERWIN WILLIAMS	SW7047	SOLO SEMI-GLOSS ENAMEL, A76-SERIES	PROMAR 200 ZERO VOC WALL PRIMER, B28W2600	SELF PRIMING ON DRYWALL		GC
P-7	ROOF STRUCTURE(BRACING, METAL ROOF DECK, EXPOSED DUCTS	PORPOISE	SHERWIN WILLIAMS	SW7047	PRO INDUSTRIAL PRE-CATALYZED EPOXY SEMI-GLOSS, K46W1150 SERIES	DTM BONDING PRIMER, B66A50	PRO-CRYL METAL PRIMER, B66-1300 SERIES	FOR SCAQMD - PROINDUSTRIAL ZERO VOC SEMI-GLOSS, B66-650	GC
P-8	MANAGER'S OFFICE DOOR AND DOOR FRAME	PEARLY WHITE	SHERWIN WILLIAMS	SW7009	PRO INDUSTRIAL PRE-CATALYZED EPOXY SEMI-GLOSS, K46W1150 SERIES	DTM BONDING PRIMER, B66A50	PRO-CRYL METAL PRIMER, B66-1300 SERIES	FOR SCAQMD - PROINDUSTRIAL ZERO VOC SEMI-GLOSS, B66-650	GC

ROOM FINISH SCHEDULE						
ROOM NUMBER	ROOM NAME	FLOOR	BASE	WALLS	CEILING	COMMENTS
101	MERCHANDISE	EXISTING TILE	B-1	P-6, FRP-2, WC-1	EXISTING ACT/DRYWALL	
102	SALES	EXISTING TILE	B-1	P-6, FRP-2, WC-1	PROVIDE NEW WHITE WASHABLE CEILING TILE WHERE REQUIRED AT ALL FOOD AREAS	
103	OFFICE	EXISTING TILE	B-1	FRP-1, P-4	EXISTING ACT	
104	EXISTING FREEZER	EXISTING SC-2	NONE	NONE	PREMANUFACTURED INSULATED COOLER / FREEZER CEILING, CEILING ABOVE IS UNFINISHED EXPOSED STRUCTURE	
105	EXISTING COOLER	EXISTING SC-2	NONE	NONE	PREMANUFACTURED INSULATED COOLER / FREEZER CEILING, CEILING ABOVE IS UNFINISHED EXPOSED STRUCTURE	
106	EXISTING BACKROOM	EXISTING TILE	EXISTING	EXISTING FRP	EXISTING ACT	
107	EXISTING BACKROOM	EXISTING TILE	EXISTING	EXISTING FRP	EXISTING ACT	
108	EXISTING WOMEN'S RESTROOM	EXISTING TILE	EXISTING	EXISTING TILE	EXISTING DRYWALL	
109	EXISTING ELECTRICAL ROOM	EXISTING TILE	EXISTING	EXISTING PAINT	EXISTING DRYWALL	
110	EXISTING MEN'S RESTROOM	EXISTING TILE	EXISTING	EXISTING TILE	EXISTING DRYWALL	
111	HALLWAY	EXISTING TILE	B-1 AS INDICATED	WC-1,P-6	EXISTING ACT	
112	EXISTING BEER COOLER	EXISTING TILE	B-1	FRP-2	PREMANUFACTURED INSULATED COOLER / FREEZER CEILING, CEILING ABOVE IS UNFINISHED EXPOSED STRUCTURE	PRE-FAB FINISH AT CEILING
113	EXISTING COOLER VAULT	EXISTING SC-2	EXISTING	NONE	PREMANUFACTURED INSULATED COOLER / FREEZER CEILING, CEILING ABOVE IS UNFINISHED EXPOSED STRUCTURE	PRE-FAB FINISH AT CEILING

MATERIAL MANUFACTURER CONTACT INFORMATION			
MANUFACTURER	CONTACT	PHONE	EMAIL
BELLAVATI	EDDIE KALLMAN	859-533-3079	EKALLMAN@DOYLEFARRIS.COM
CUSTOM BUILDING PRODUCTS	HOWARD JANCY	312-515-9215	HOWARD_JANCY@CBPMAIL.NET
DALTILE	VICKI MARCH	702-517-3335	7-ELEVEN@DALTILE.COM
DECOR VENDOR	SE RETAIL, JEFF SZUBINSKI	SE RETAIL: 864-421-2128	JEFF.SZUBINSKI@SERETAIL.COM
	IMAGINE, JACK HIGGINS	IMAGINE: 947-543-6376	IMAGINE_JH@GNS@THEIMAGINEGROUP.COM
DRYVIT	BOB DAZEL	734-750-6765	BOB.DAZEL@DRYVIT.COM
DURO-LAST	AUSTIN RUSSELL	989-415-1316	AUSTIN.RUSSELL@HOLCIM.COM
HINEYHIDERS	TRENT THETFORD	214-676-8070	TRENT@3TBUILDINGMATERIALS.COM
KAWNEER	CHERYL WILKERSON	317-771-9263	CHERYL.WILKERSON@ARCONIC.COM
MAPES ARCHITECTURAL CANOPIES	KENDALL FRANTZ	888-273-1132	NATIONALACCOUNTS@MAPES.COM
MARLITE	DAN EGBERS	330-260-7633	DEGBERS@MARLITE.COM
MOMENTUM	AMBER GAINES	513-226-1509	AGAINES@MOMTEX.COM
NICHIHA	RYAN PARKER	770-805-9466	RPARKER@NICHIHA.COM
PAC-CLAD	BOB LAFORGE	770-427-3678 EXT. 1209	BLAFORGE@PETERSENMAIL.COM
ROPPE	RAUL NOMBRANO	682-215-5460	RAUL.NOMBRANO@PROFESSIONALFLOORING.CO.M
SCHLUTER	EARL MAICUS	518-420-3618	EMAICUS@SCHLUTER.COM
SHERWIN WILLIAMS	MIKE KONCILJA	602-653-9577	MIKE.K@SHERWIN.COM
USG	NAOMI MCGANN	714-313-6442	NMCGANN@USG.COM
WILSONART	BRYNN BISHOP	720-346-4538	BRYNN.BISHOP@WILSONART.COM

INTERIOR MATERIALS SCHEDULE							
CODE	DESCRIPTION	COLOR	MANUFACTURER	MODEL	FURNISH BY	INSTALL BY	COMMENTS
CEILING							
CLG-2	GYPSON BOARD CEILING	WHITE	USG		GC	GC	REFER TO RCP FOR PAINT FINISH
CLG-3	VINYL-FACED ACOUSTICAL CEILING TILE 24X24	WHITE	USG	PREMER HI-LITE KAPOK PANELS 7056G	GC	GC	
CONCRETE							
SC-2	SEALED CONCRETE	CONCRETE MIX	BY G.C.		GC	GC	ONLY SEAL CONCRETE
COOLER / FREEZER FLOOR							
MANUF	COOLER / FREEZER FLOOR	MANUF	BY G.C.		GC	GC	INSULATED COOLER / FREEZER FLOOR PANEL
PLASTIC LAMINATE							
PL-1	PLASTIC LAMINATE	MATTE BLACK	WILSONART	BLACK MATTE 1595-60	GC	GC	LAV SHROUD
SOLID SURFACE							
SS-1	SOLID SURFACE COUNTERTOP	ANCHORAGE DFS1-309	BELLAVATI	2 CM THICK WITH MITER EDGE	GC	GC	LAV COUNTERTOP
TILE							
T-1	12X24 PORCELAIN FLOOR TILE	PEWTER	DALTILE	SEV ELEV SOUTHLAND, #N711SERCT1224PL	OWNER	GC	PATTERN: 1/3 RUNNING BOND, GROUT LINE: 3/16", THINSET: VERSABOND GRAY THINSET, 50LB BAG, GROUT: POLYBLEND SANDED GROUT, #185 NEW TAUPE, 25LB BAG
T-2	12X24 GLAZED PORCELAIN FLOOR TILE WITH STEPWISE TECHNOLOGY	TRUFFLE, VL64 WITH STEPWISE	DALTILE	VOLUME SERIES, #N164RCT1224MTJ1	OWNER	GC	PATTERN: 1/3 RUNNING BOND, GROUT LINE: 3/16", THINSET: VERSABOND GRAY THINSET, 50LB BAG, GROUT: POLYBLEND SANDED GROUT, #185 NEW TAUPE, 25LB BAG
T-3	12X24 COLORBODY PORCELAIN WALL TILE	CREME LINEN, P686	DALTILE	FABRIQUE, #P686RCT1224RMT	OWNER	GC	PATTERN: RUNNING BOND, RUN VERTICALLY, GROUT LINE: 3/16", THINSET: PROLITE PREMIUM LARGE FORMAT GRAY THINSET 30LB BAG, GROUT: POLYBLEND UNSANDED GROUT #185 NEW TAUPE 25LB BAG
T-4	8" HEXAGON PORCELAIN WALL TILE	GREEN, N157 SEHEX8MT	DALTILE	LUCKY SEVEN COLORBODY, N157 SEHEX8MT	OWNER	GC	PATTERN: HORIZONTAL STACKED, GROUT LINE: 3/16", THINSET: VERSABOND WHITE THINSET, 50LB BAG, GROUT: POLYBLEND DRY GROUT UNSANDED, #185 NEW TAUPE 25LB BAG
WALL CLADDING							
FRP-1	FRP	P100 WHITE	MARLITE	PEBBLE FINISH	GC	GC	INSTALL USING C915 CONSTRUCTION ADHESIVE WITH FULL-HEIGHT PVC MOULDING AT ALL INSIDE CORNERS AND AT PANEL TERMINATION
FRP-2	FRP	WHITE	MARLITE	SYMMETRIX, SMART SEAM, SUBWAY 3"X6", WHITE SS100-G63-R1 - STARTER PANEL: 42"X48", FIELD PANELS: 45"X48"	GC	GC	INSTALL USING C915 CONSTRUCTION ADHESIVE WITH FULL-HEIGHT PVC MOULDING AT ALL INSIDE CORNERS AND AT PANEL TERMINATION
FRP-3	FRP	P470N DARK GREY	MARLITE	PEBBLE FINISH	GC	GC	42" H WAINSCOT @ LOCALIZATION GRAPHIC; INSTALL USING C915 CONSTRUCTION ADHESIVE WITH PVC MOULDING AT ALL INSIDE CORNERS AND AT PANEL TERMINATION
WALL COVERING							
WC-1	54" TYPE II WALL COVERING	GLASS REFLECTIONS T2-E-C43	MOMENTUM	STRUCTURED, NA-19-711-03	TURNKEY	GC	
WC-2	54" TYPE II WALL COVERING	BRONZE, L2-R1-06	MOMENTUM	RIVETING, NA-19-711-06	TURNKEY	GC	
WC-3	WALL PROTECTION	CHAMPAGNE AFFIN4-079	MOMENTUM	VANTAGE III VERDON, WASHED, NA-19-711-08	TURNKEY	GC	
CORNER GUARD							
CG-1	5/8" X 5/8" X 120" PVC CORNER GUARD	WHITE	MARLITE	FRP CORNER GUARDS AND MOLDS: RONDEC, RO 100 AE	GC	GC	USED WITH FRP-1 & FRP-2, FULL HEIGHT OF PANELS
CG-2	1/2" ALUMINUM CORNER GUARD	SATIN ANODIZED ALUMINUM	SCHLUTER		OWNER	GC	USED WITH T-3 CORNERS ONLY
CG-3	1-1/2" X 1-1/2" X 120" CORNER GUARD	361 PEARL	VERSA IMPACT	ASRCG, CGU-12 12-361	TURNKEY	GC	USED WITH WC-3
CG-4	1-1/2" X 1-1/2" X 120" CORNER GUARD	94 SUMMER FOG	VERSA IMPACT	ASRCG, CGU-12 12-94	TURNKEY	GC	USED WITH WC-1
FLOOR TRANSITION							
TR-1	SCHLUTER TRANSITION	SATIN ANODIZED ALUMINUM	SCHLUTER	RENO-U, NO. AEU 100	OWNER	GC	USED WITH TILE TO CONCRETE TRANSITIONS, INSTALL PER MANUFACTURER SPECIFICATION
TR-2	SCHLUTER TRANSITION	SATIN ANODIZED ALUMINUM	SCHLUTER	DECO, NO. AE 100D	OWNER	GC	USED WITH SAME HEIGHT TILE TO TILE TRANSITIONS, INSTALL PER MANUFACTURER SPECIFICATION
TOP CAP							
TC-1	1/2" X 8" TOP CAP	694 CAFE AU LAIT	VERSA IMPACT	ASRTC, WC-98 8-694	TURNKEY	GC	USED WITH WC-2
TC-3	1/2" X 8" TOP CAP	361 PEARL	VERSA IMPACT	ASRTC, WC-98 8-361	TURNKEY	GC	USED WITH WC-3
TC-4	1/2" X 8" TOP CAP	94 SUMMER FOG	VERSA IMPACT	ASRTC, WC-98 8-94	TURNKEY	GC	USED WITH WC-1
WALL BASE							
B-1	4" VINYL BASE WITH 3/8" COVE RADIUS	BLACK BROWN	ROPPE	193 BLACK BROWN	TURNKEY	GC	
B-3	3/8" METAL COVE BASE	BLACK BROWN SATIN ANODIZED ALUMINUM	SCHLUTER	DILEX-AHK, AHK 1S 100 AE	OWNER	GC	
WALL BASE							
B-2	6X12 PORCELAIN COVE TILE BASE	PEWTER, VL78	DALTILE	SEV ELEV SOUTHLAND, VL78P36C9TB1P2	OWNER	GC	OPTIONAL: FOR USE WITH T-1 WHEN REQ'D BY JURISDICTIONAL CODE
B-4	6X12 PORCELAIN COVE TILE BASE	TRUFFLE, VL64	DALTILE	VOLUME SERIES, VL64P36C9TB1P2	OWNER	GC	OPTIONAL: FOR USE WITH T-2 WHEN REQ'D BY JURISDICTIONAL CODE

EXTERIOR MATERIALS SCHEDULE (CFS)							
CODE	DESCRIPTION	COLOR	MANUFACTURER	MODEL	FURNISH BY	INSTALL BY	COMMENTS
EIFS							
EIFS-1	EIFS	104 DOVER SKY	DRYVIT	OUTSULATION PLUS MD, SANDPEBBLE FINE TEXTURE, 7ELE 01 1022 ST	GC	GC	
FIBER CEMENT PANEL							
FC-1	FIBER CEMENT PANELS - VINTAGEWOOD	CEDAR	NICHIHA	AWP 3030	GC	GC	VERTICAL INSTALLATION
METAL							
MT-1	EXPOSED FASTENER CORRUGATED METAL PANEL	BURNISHED SLATE	PAC-CLAD	7/8" 24 GAUGE CORRUGATED METAL PANEL	GC	GC	INSTALL VERTICALLY
MT-2	PRE-FINISHED METAL COPING & COMPRESSION EDGE	COAL BLACK	DURO-LAST	DURO-LAST #6052 & #3110	GC	GC	20 GA. PREFINISHED METAL PARAPET CAP
MT-3	PRE-FINISHED ALUMINUM CANOPY	MATTE BLACK	MAPES ARCHITECTURAL CANOPIES	MAPES SUPER LUMIDECK FLAT SOFFIT CANOPY	GC	GC	MATTE BLACK BAKED ENAMEL WITH REAR GUTTER CONNECTIONS
MT-4	PRE-FINISHED ALUMINUM DOWNSPOUTS, SCUPPER & COLLECTION BOX	MATTE BLACK (32)	ATAS	COMMERCIAL GRADE WATER CONTROL	GC	GC	
MT-5	PRE-FINISHED LADDER	BLACK	ALACO LADDER CO.	FIXED WALL LADDER, MODEL 561 AND H300 SECURITY DOOR WITH POWDER COAT FINISH	GC	GC	
ROOFING							
MR-1	MEMBRANE ROOFING SYSTEM	WHITE	DURO-LAST	WHITE 40ML SINGLE-PLY PVC ROOFING MEMBRANE	GC	GC	
STOREFRONT							
S-1	ALUMINUM STOREFRONT FRAMING	#29 BLACK	KAWNEER	451T VG	GC	GC	



BRIAN D. LAUG, AIA NCARB
ARCHITECT

16925 OLD SAWMILL ROAD
WOODBINE, MD 21797
443-250-6557

CONSULTANT:

PROJECT:




**PMG DBA7-
ELEVEN 42655 CST**
1360 NC 24-87, Cameron, NC
28326

DWG. TITLE:

INTERIOR DETAILS

DATE: REVISIONS:

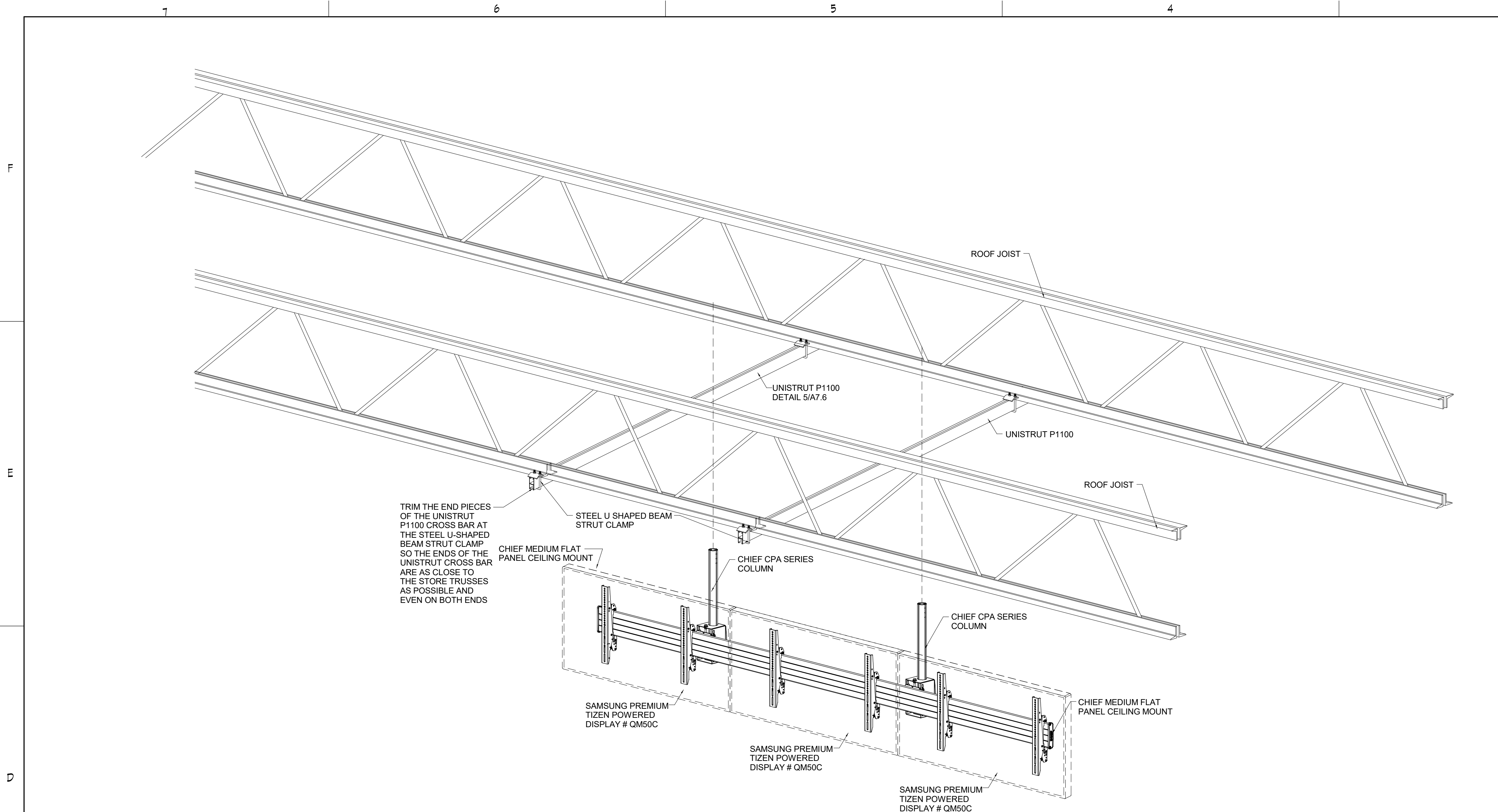
No.	DATE	DESCRIPTION
1	6/6/2025	BID & PERMIT SET



DESIGN BY: BMB	CHECKED BY: JK
SCALE: As indicated	PROJECT No. 24088
DATE: 6/6/2025	FILE NAME

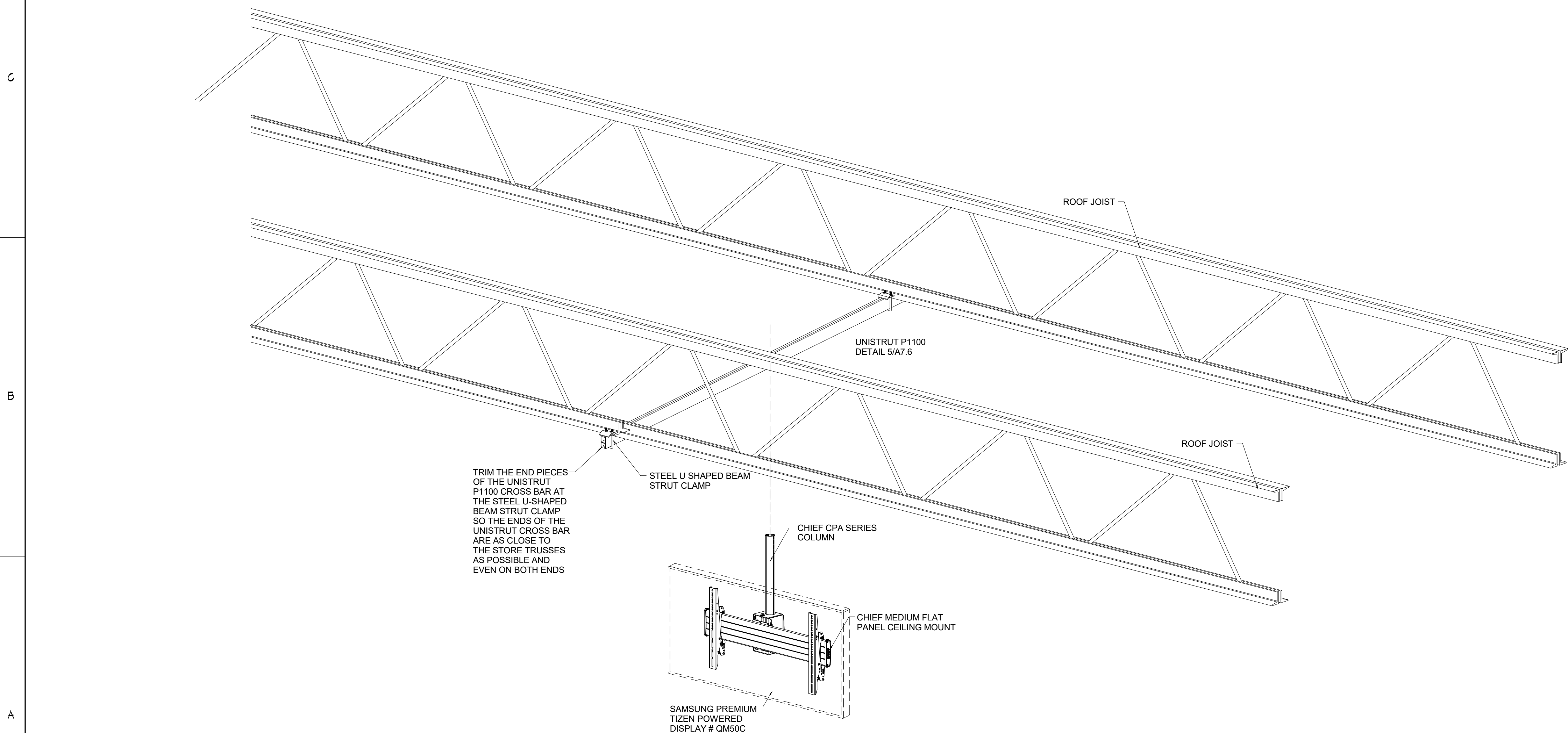
SHEET No.

A7.1



2 GENERAL TRIPLE MENU BOARD/PROMO SCREEN CEILING MOUNTING DETAIL

3/4" = 1'-0"



1 GENERAL SINGLE MENU BOARD/PROMO SCREEN CEILING MOUNTING DETAIL

3/4" = 1'-0"

- GENERAL NOTES**
TRIPLE MENU BOARD - CEILING MOUNT
- G.C. TO ALWAYS FOLLOW THE MANUFACTURER'S INSTRUCTIONS THAT COME WITH THE HARDWARE.
 - NOT EVERY INSTALLATION METHOD CAN BE DOCUMENTED. G.C. IS EXPECTED TO KNOW HOW TO ATTACH TO ANY TYPE OF CEILING STRUCTURE. THESE INSTRUCTIONS WILL ASSUME THAT G.C. IS ATTACHING UNISTRUT TO THE STRUCTURE ABOVE THE CEILING. PLEASE REFER TO DETAILS 1/A7.5 & 2/A7.5 FOR MORE INFORMATION.
 - THE SCREEN MOUNT SUPPORT COLUMNS SHOULD BE LOCATED PER THE DIMENSIONS PROVIDED ON A2.6. DMBS SHOULD NOT INTERFERE WITH THE SECURITY CAMERAS. CAMERAS ARE 360° AND LOOK AT THE CUSTOMER, CASH DRAWER, AND CIGARETTE RACK.
 - TRIPLE SCREEN MOUNT - HARDWARE**
 - SCREEN MOUNT - CHIEF LCM3X1U
 - UNISTRUT ADAPTOR CHIEF CMA372
 - COLUMN - CHIEF CPA072
 - COLUMN TO UNISTRUT CONNECTOR - CHIEF CPA262
 - TRIPLE MENUBOARD MOUNT - INSTALLATION INSTRUCTIONS**

PLEASE READ ALL INSTRUCTION INCLUDING THE TIPS SECTION BELOW!

 - INSTALL THE UNISTRUT OR THE REQUIRED CEILING STRUCTURE ABOVE THE CEILING SO THAT THE CENTER OF THE TWO COLUMNS WILL BE 57"-60" APART.
 - BUILD AND ASSEMBLE CEILING MOUNT AS PER MANUFACTURER'S INSTRUCTIONS
 - TRIPLE SCREEN MOUNT - INSTALLATION TIPS**
 - DO NOT MIX UP THE FASTENERS FROM EACH OF THE COMPONENTS. MANY LOOK THE SAME.
 - IF ANY OF THE INSTRUCTIONS GIVE YOU THE OPTION OF USING SECURITY VS. NON-SECURITYSCREWS, CHOOSE THE NON-SECURITY SCREWS.
 - CUT A HOLE IN THE CEILING TILE FOR THE COLUMNS, DO NOT CUT THE CEILING TILES IN HALF.
 - TO CENTER THE RAIL BETWEEN THE COLUMNS, MARK THE CENTER OF THE RAIL (59 1/2"). MEASURE THE MID-POINT BETWEEN THE COLUMNS AND LINE UP YOUR MARK.
 - DO NOT FULLY TIGHTEN THE SET SCREWS ON THE ARRAY HEADS UNTIL THE HORIZONTAL RAIL HAS BEEN INSTALLED AND LEVELED.

- GENERAL NOTES**
SINGLE MENU BOARD - CEILING MOUNT
- WHEN INSTALLING G.C. TO FOLLOW THE MANUFACTURER'S INSTRUCTIONS THAT COME WITH THE HARDWARE.
 - NOT EVERY INSTALLATION METHOD CAN BE DOCUMENTED. G.C. IS EXPECTED TO KNOW HOW TO ATTACH TO ANY TYPE OF CEILING STRUCTURE. THESE INSTRUCTIONS WILL ASSUME THAT G.C. IS ATTACHING UNISTRUT TO THE STRUCTURE ABOVE THE CEILING.
 - THE SCREEN MOUNT SUPPORT COLUMN SHOULD BE LOCATED PER THE DIMENSIONS PROVIDED ON A2.6.
 - PROMO SCREEN MOUNT - HARDWARE**
 - SCREEN MOUNT - CHIEF MCM1U
 - UNISTRUT ADAPTOR CHIEF CMA372
 - COLUMN - CHIEF CPA072
 - COLUMN TO UNISTRUT CONNECTOR - CHIEF CPA262
 - PROMO SCREEN MOUNT - INSTALLATION INSTRUCTIONS**
 - BUILD AND ASSEMBLE CEILING MOUNT AS PER MANUFACTURER'S INSTRUCTIONS.
 - DO NOT MIX UP THE FASTENERS FROM EACH OF THE COMPONENTS. MANY LOOK THE SAME.
 - SET THE TILT ON THE SCREEN MOUNT TO 10 DEGREES
 - MAKE SURE THE MOUNT IS LEVEL
 - PIPE CUTTING**
 - ATTACH THE CPA262 COUPLER TO ONE END OF THE COLUMN AND SCREW INTO THE UNISTRUT ADAPTOR.
 - MARK THE HOLE THAT IS AT OR ABOVE 90° ABOVE THE FLOOR. IF THE PIPE DOES NOT EXTEND DOWN TO 90° BECAUSE THE MOUNTING POINT IS VERY HIGH ABOVE THE CEILING, YOU CAN GO AS HIGH AS 98°.
 - MARK THE TOP EDGE OF THE HOLE BELOW AND CUT THE PIPE OFF AT THIS MARK.

BRIAN D. LAUG, AIA NCARB ARCHITECT

16925 OLD SAWMILL ROAD
WOODBINE, MD 21797
443-250-6557

CONSULTANT:

PROJECT:



**PMG DBA7-
ELEVEN 42655 CST**
1360 NC 24-87, Cameron, NC
28326

DRG. TITLE:

DIGITAL MENU BOARDS
INSTALLATION GUIDE AND
DETAILS

DATE: REVISIONS:

No.	DATE	DESCRIPTION

1	6/6/2025	BID & PERMIT SET
No.	DATE	DESCRIPTION

SEAL:



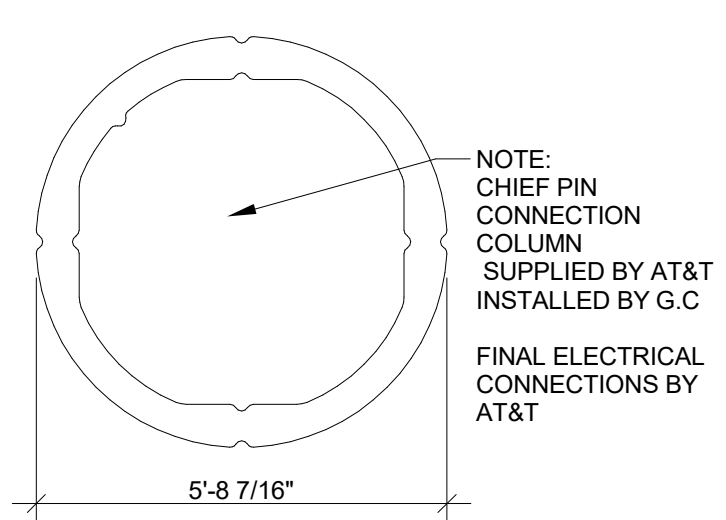
DESIGN BY:	CHECKED BY:
BMB	JK
SCALE:	PROJECT No.
As indicated	24088
DATE:	FILE NAME:
6/6/2025	

SHEET NO.

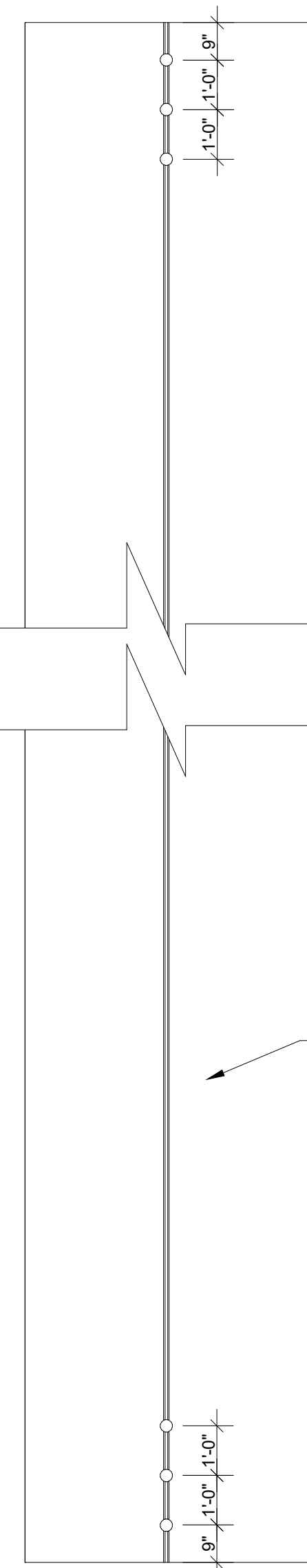
A7.2

F
E
D
C
B
A

7
6
5
4
3
2
1



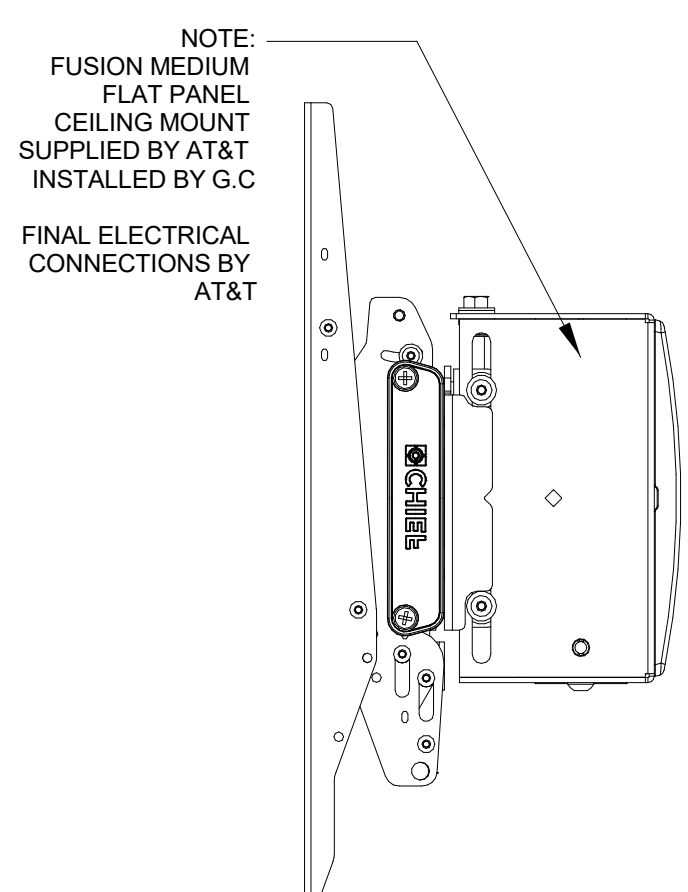
NOTE: CHIEF PIN CONNECTION COLUMN SUPPLIED BY AT&T INSTALLED BY G.C.
FINAL ELECTRICAL CONNECTIONS BY AT&T



NOTE: CHIEF PIN CONNECTION COLUMN SUPPLIED BY AT&T INSTALLED BY G.C.
FINAL ELECTRICAL CONNECTIONS BY AT&T

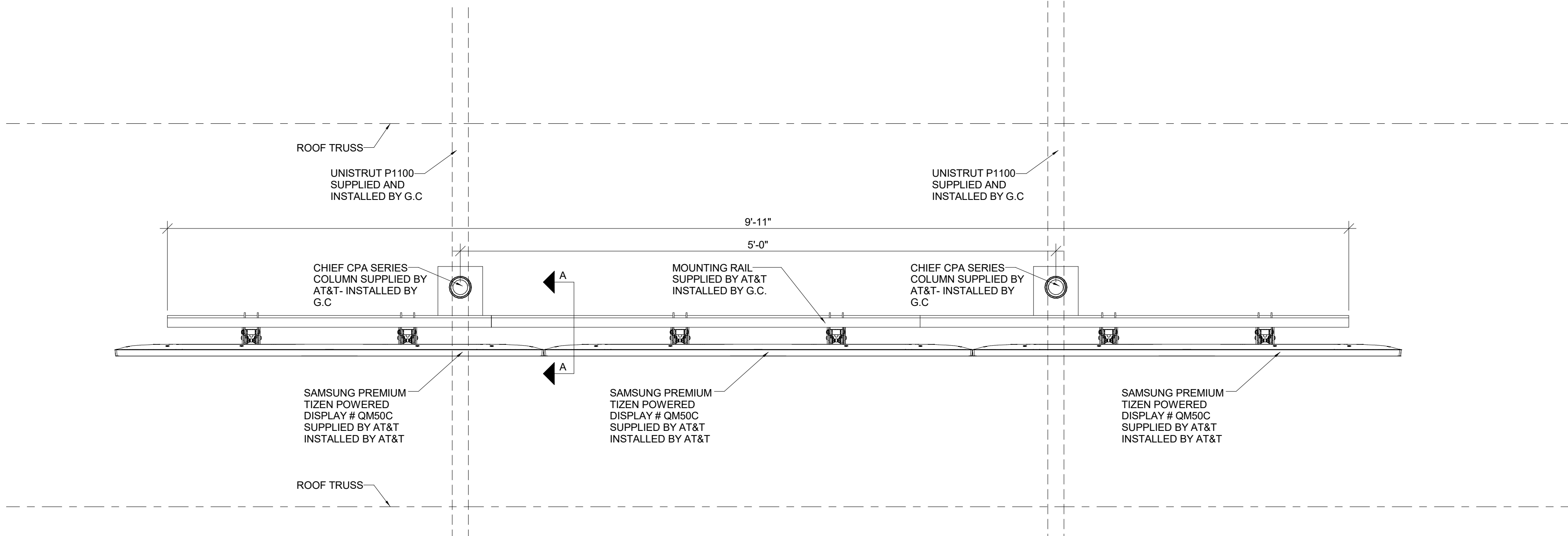
8 PIN CONNECTION COLUMN
3/8" = 1'-0"

5 UNISTRUT # P1100
6" = 1'-0"

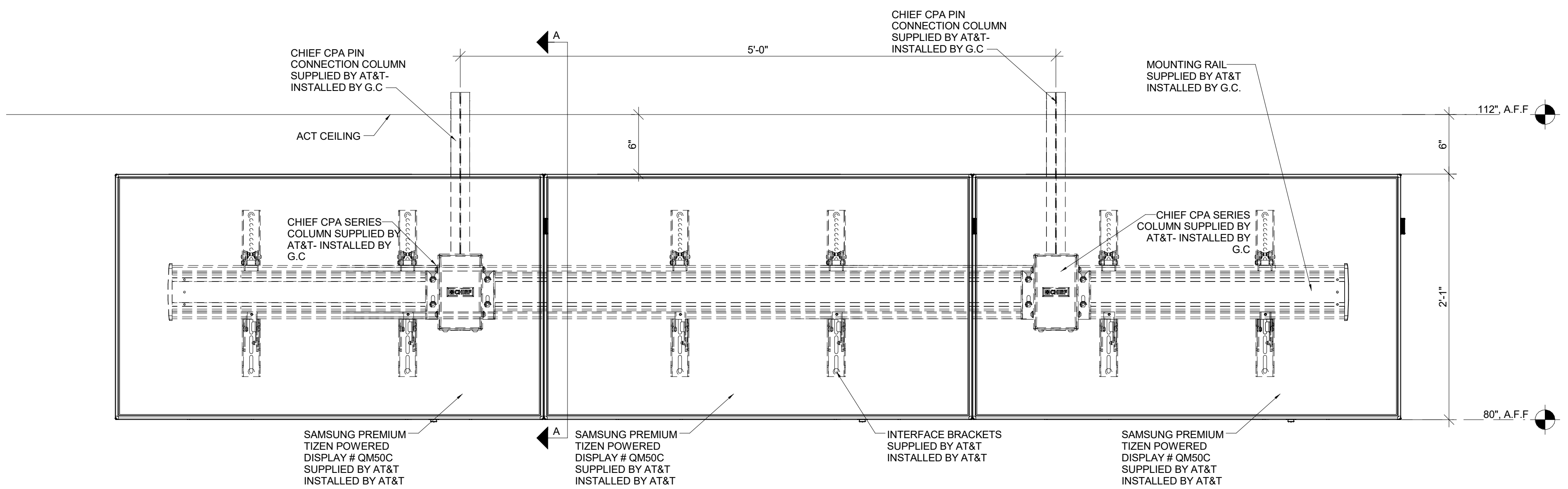


NOTE: FUSION MEDIUM FLAT PANEL CEILING MOUNT SUPPLIED BY AT&T INSTALLED BY G.C.
FINAL ELECTRICAL CONNECTIONS BY AT&T

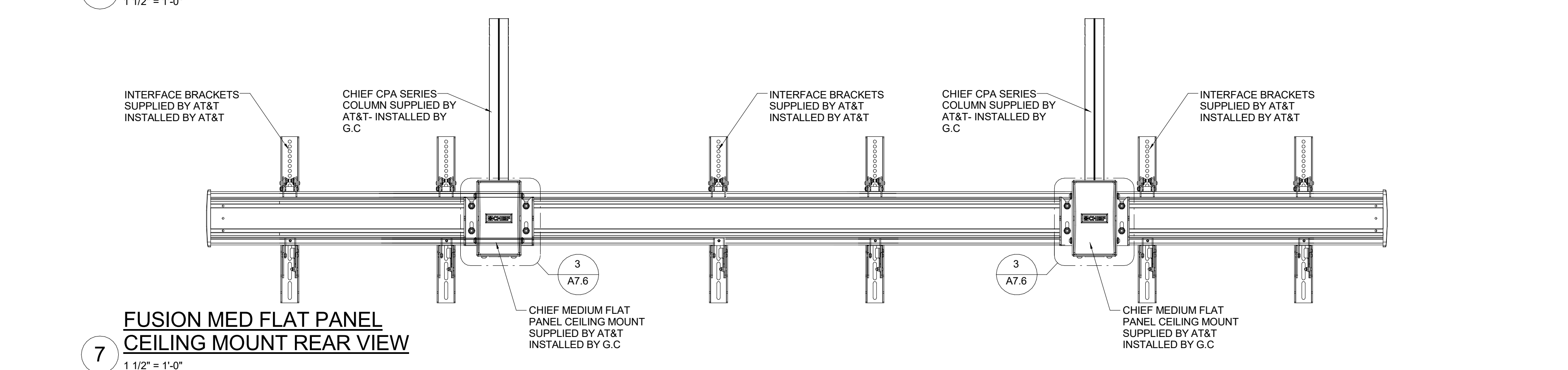
4 SIDE ELEVATION
3" = 1'-0"



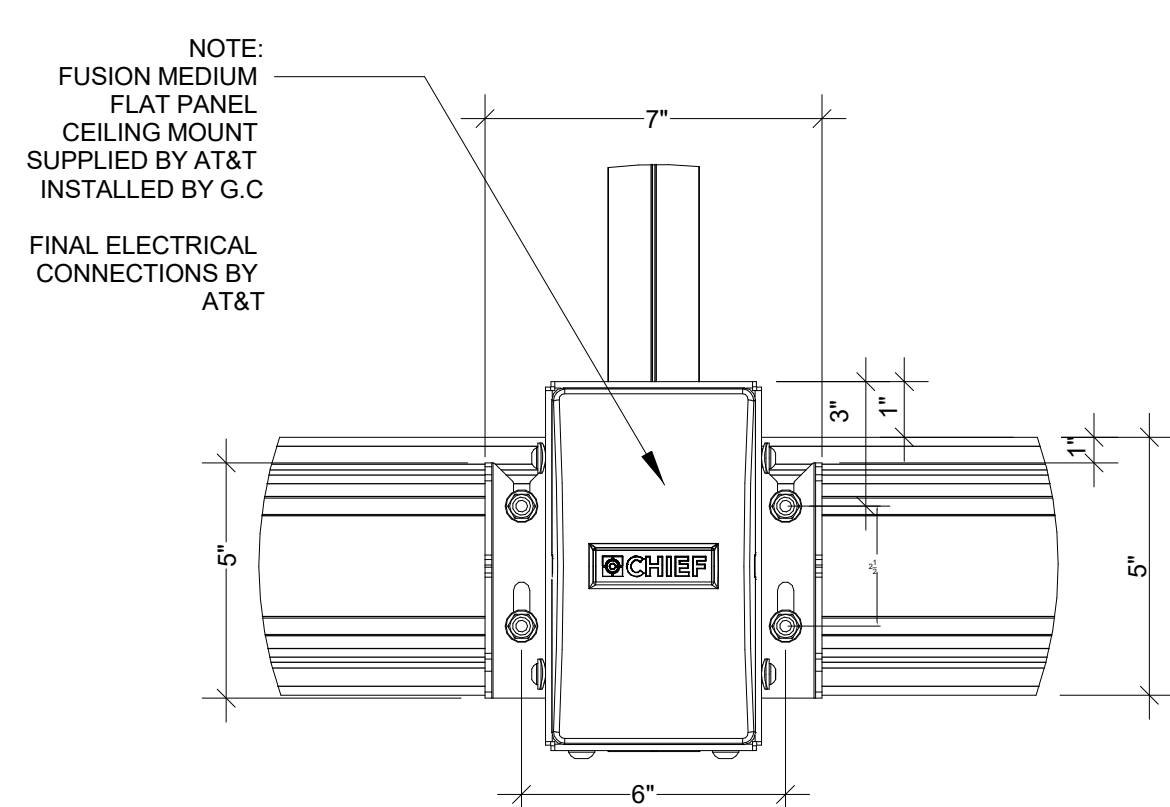
11 PLAN VIEW
1 1/2" = 1'-0"



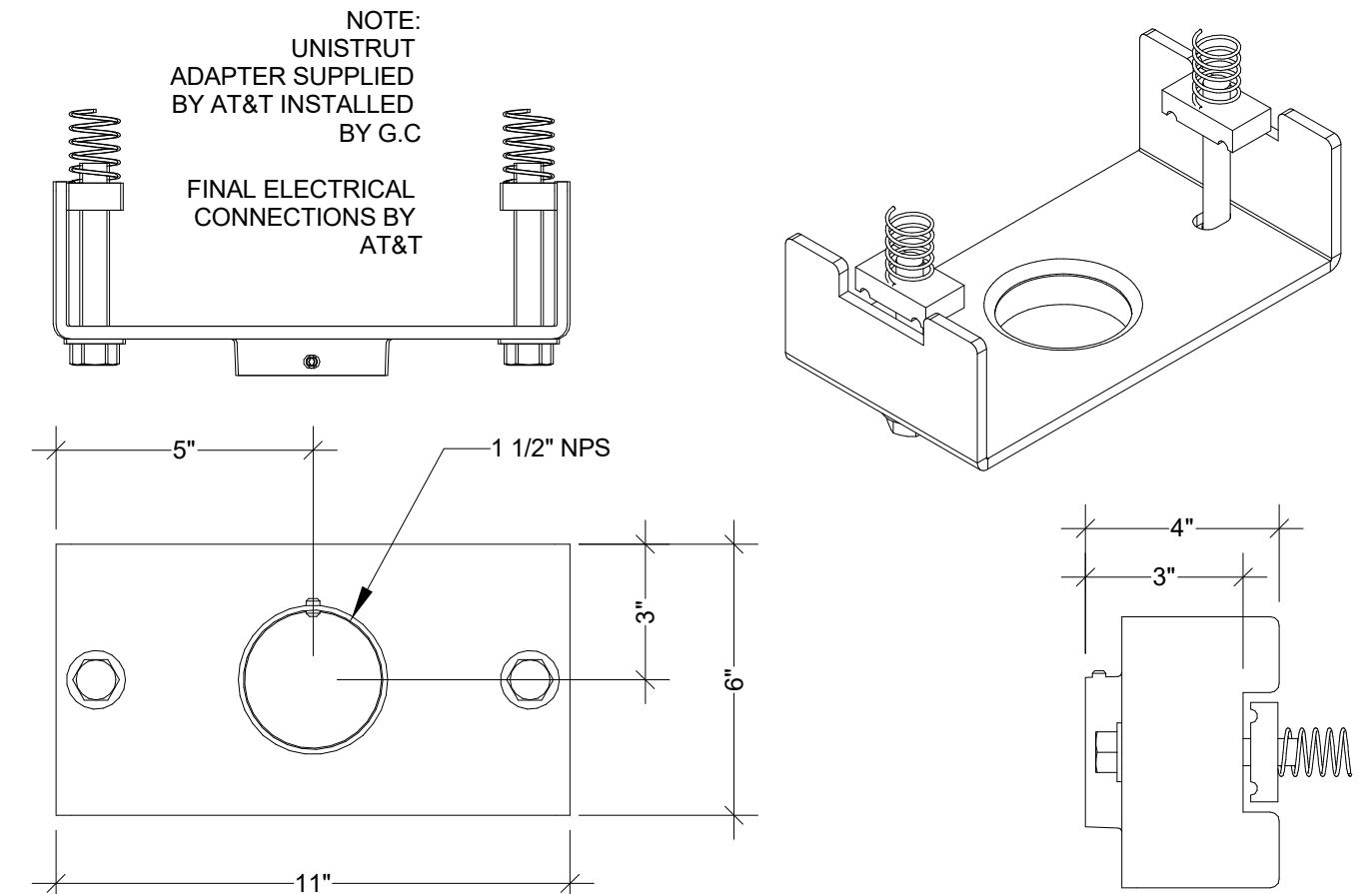
9 FRONT VIEW
1 1/2" = 1'-0"



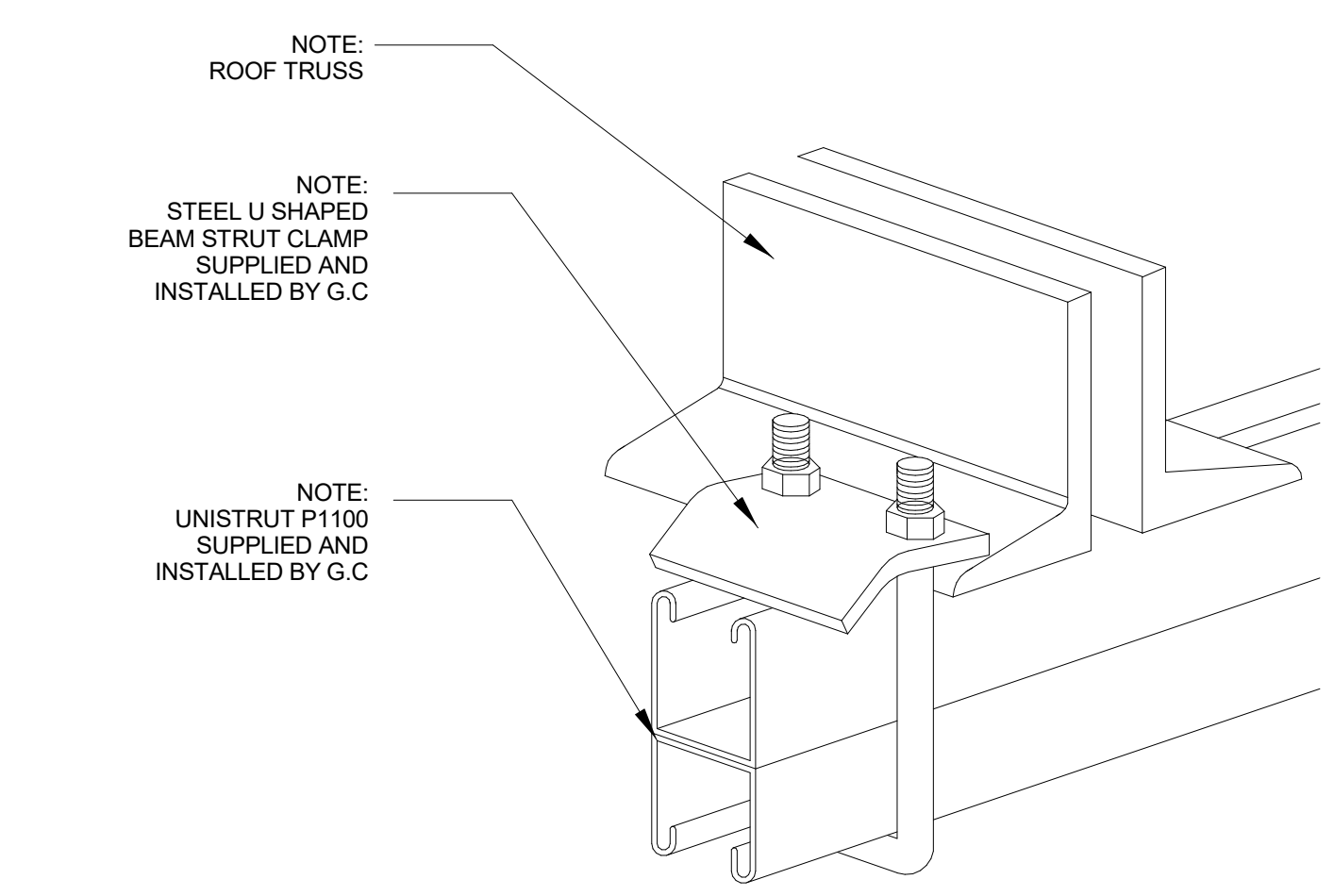
7 FUSION MED FLAT PANEL CEILING MOUNT REAR VIEW
1 1/2" = 1'-0"



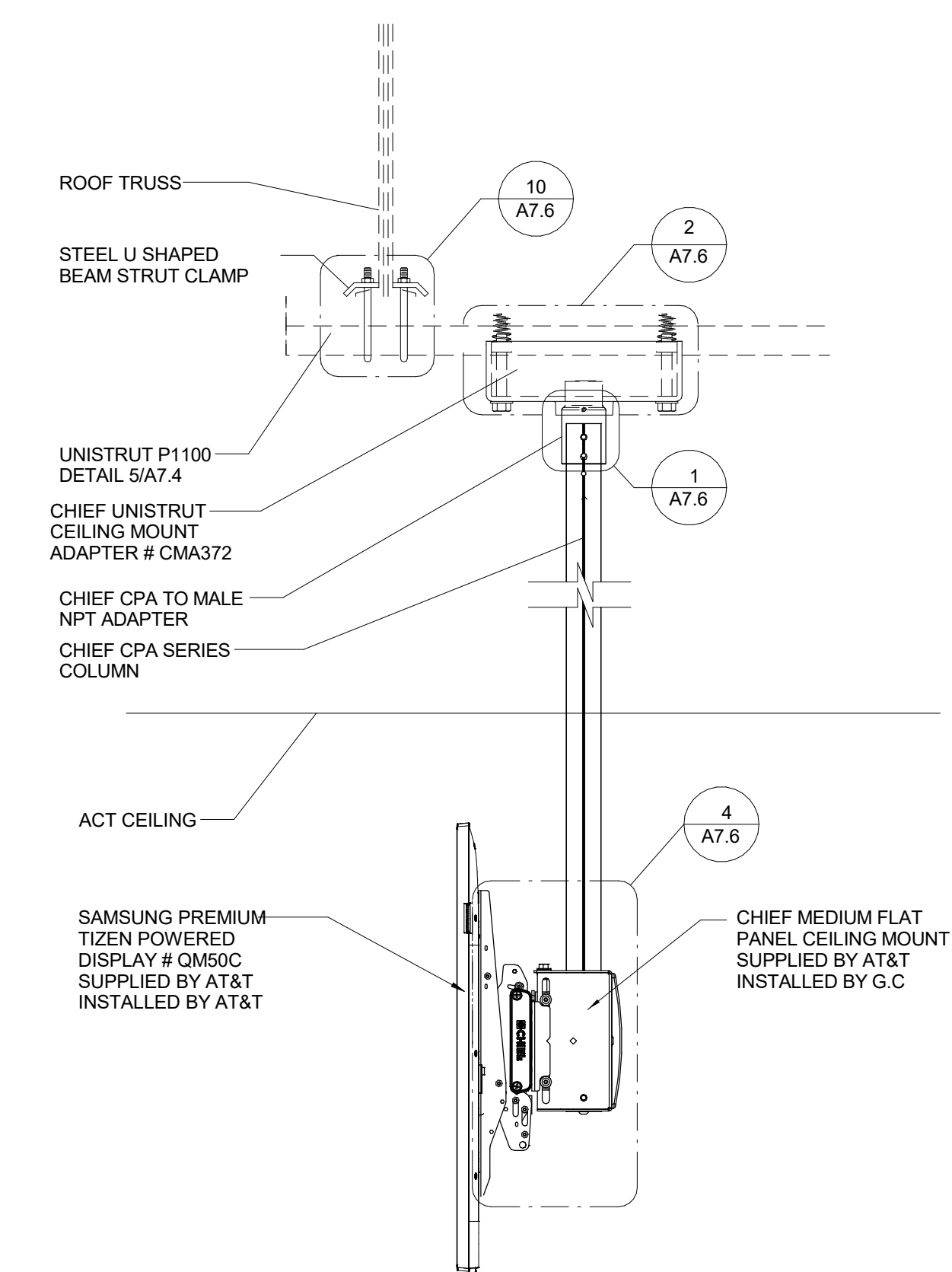
3 PNL CEILING MOUNT REAR ELEVATION
3" = 1'-0"



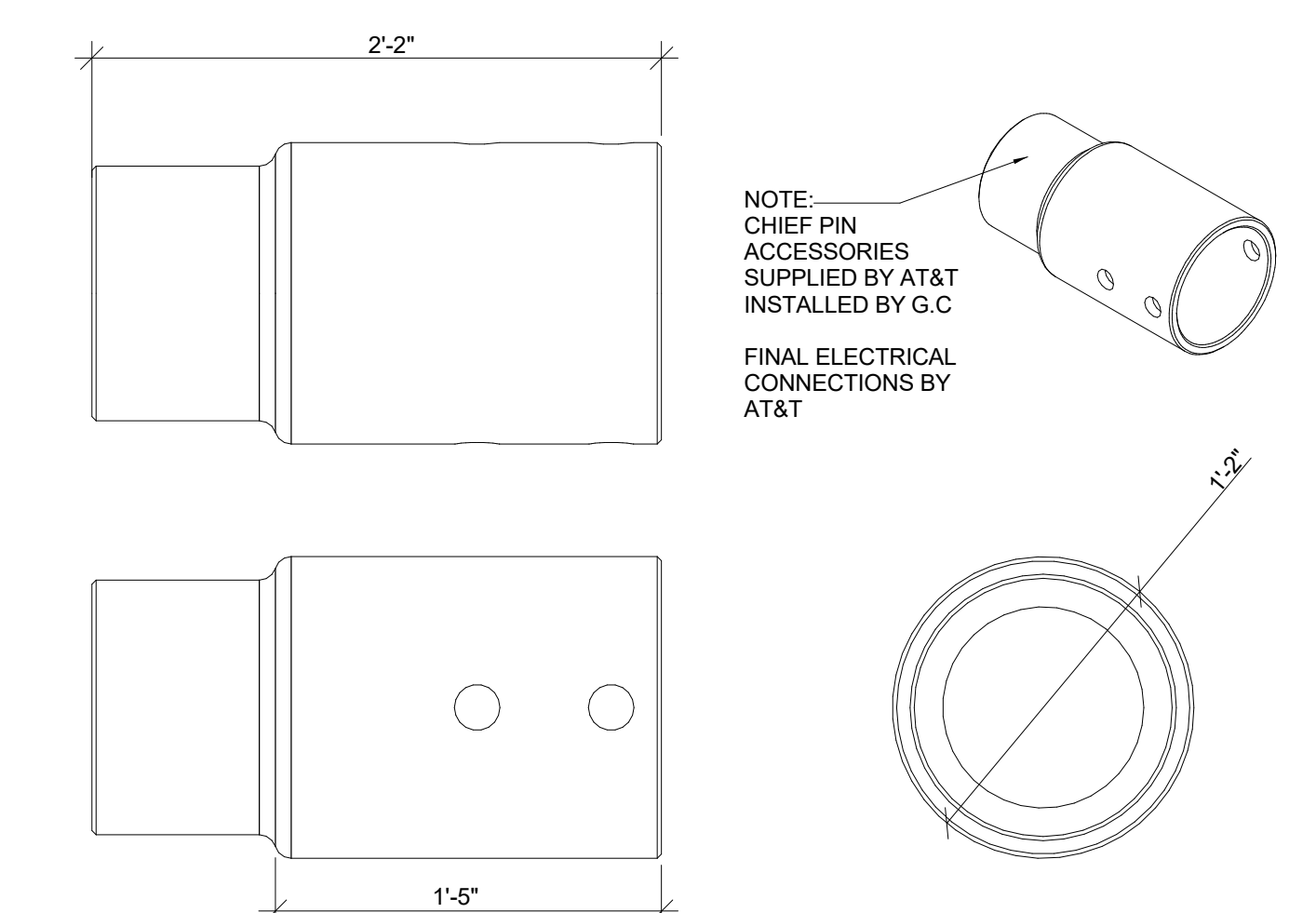
2 UNISTRUT ADAPTED DETAIL
3" = 1'-0"



10 TRUSS AND UNISTRUT CONNECTION DETAIL
N.T.S.



6 SECTION AA
1 1/2" = 1'-0"



1 ADAPTOR DETAIL
1 1/2" = 1'-0"

BRIAN D. LAUG, AIA NCARB ARCHITECT

16925 OLD SAWMILL ROAD
WOODBINE, MD 21797
443-250-6557

CONSULTANT:

PROJECT:

ELEVEN

PMG DBA7- ELEVEN 42655 CST

1360 NC 24-87, Cameron, NC 28326

DRG. TITLE:

DIGITAL MENU BOARDS
INSTALLATION GUIDE AND
DETAILS

DATE / REVISIONS	
1	6/6/2025 BID & PERMIT SET

1 6/6/2025 BID & PERMIT SET

DATE DESCRIPTION

SEAL:

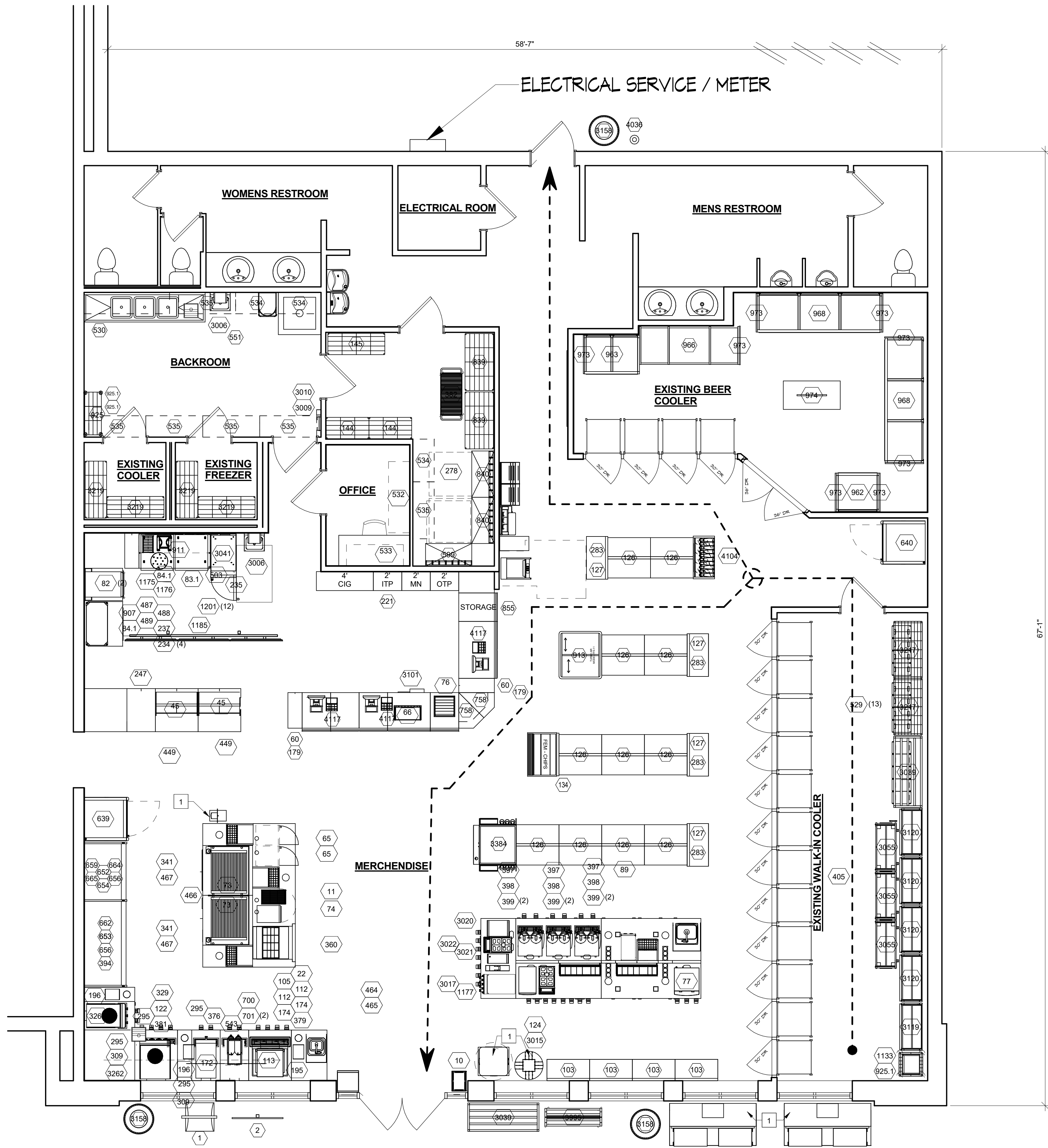
BRIAN D. LAUG
REGISTERED ARCHITECT
13568
NORTH CAROLINA
WOODBINE, MD
6/11/2025

DRAWN BY: BMB
SCALE: As indicated
DATE: 6/6/2025

CHECKED BY: JK
PROJECT No: 24088
FILE NAME:

SHEET No:

A7.3



KEYNOTES	
1	3RD-PARTY VENDOR-SUPPLIED ITEM
2	HAND SOAP OR SANITIZER TO BE PROVIDED BY OWNER AND INSTALLED ON WALL BY HAND SINK.

BRIAN D. LAUG, AIA NCARB
ARCHITECT

16925 OLD SAWMILL ROAD
WOODBINE, MD 21797
443-250-6557

CONSULTANT:

PROJECT:



**PMG DBA7-
ELEVEN 42655 CST**
1360 NC 24-87, Cameron, NC
28326


DWG. TITLE:

EQUIPMENT FLOOR PLAN

DATE: REVISIONS:

NO.	DATE	DESCRIPTION
1	6/6/2025	BID & PERMIT SET

SEAL:



DESIGN BY: BMB	CHECKED BY: JK
SCALE: 1/4" = 1'-0"	PROJECT NO: 24088
DATE: 6/6/2025	FILE NAME:

SHEET NO.

EQ1.0

F

E

D

C

B

A

ITEM	QTY	ORACLE	SUPPLIER	PART NUMBER	DESCRIPTION	FURNISH BY	INSTALL BY
533	1	03265638	Intermetro Industries Corp	711DW184	48" Shelf System - (Above Office Desk)	TURNKEY	GC
534	3	03265639	Intermetro Industries Corp	711WS235	24"X36" Single Wall Shelf System (General Use)	TURNKEY	GC
535	6	03265640	Intermetro Industries Corp	711WS245	24"X48" Single Wall Shelf System (General Use)	TURNKEY	GC
543	1	03126200	Bunn O Matic Corporation	49304.0001	ITBDD Sweetener Pump Kit	TURNKEY	GC
551	1	3265670	Intermetro Industries Corp	711HT36	36" Hanger Tube With Brackets For Trash Bag Rolls Dispensing - Option 2	TURNKEY	GC
599	1	03299751	Mariani	11044	3x4/4 Vertical Rack, no pumps (Pumps supplied by FBD)	TURNKEY	GC
639	1	03140605	Zero Zone Inc	1RHLC30	1 Door Highlight Black Exterior 448a Low Temp Doored Remote Case (To Be Used W/ Condensing Unit 69-10244)	TURNKEY	GC
640	1	03140606	Zero Zone Inc	1RHLC30IM	1 Door Highlight Black Exterior 448a Ice Merchandiser Doored Remote Case (To Be Used W/ Condensing Unit 69-10301)	TURNKEY	GC
652	1	06170378	Sanden Vendo America Inc	RSC4RA011	Type II Air Cooler 4" Display Case (Black/Black) (Center Only. No Side Panels)	TURNKEY	GC
653	1	06170374	Sanden Vendo America Inc	RSC6RA015	Type II Air Cooler 6" Display Case (Black/Black) (Center Only. No Side Panels) (used for middle section only)	TURNKEY	GC
654	1	00130388	Heatcraft Bohn	BZT010M6BF	RSC3 / RSC4, Outdoor Remote Condensing Unit (R404)	TURNKEY	GC
656	2	06170308	Sanden Vendo America Inc		RSC, Refrigeration Line Set 50' (3/8" / 3/4")	TURNKEY	GC
659	1	06170357	Sanden Vendo America Inc	1238795	Kit, RSC Self Contained Unit Mounting Frame Kit	TURNKEY	GC
662	1	06170366	Sanden Vendo America Inc	1222264	Kit, RSC Joining	TURNKEY	GC
664	1	06170297	Sanden Vendo America Inc	1225023-BR	RSC, Right Side Panel Assembly, (Includes Glass), Black	TURNKEY	GC
665	1	06170300	Sanden Vendo America Inc	1227117-B	RSC, Peg Hook Assembly (Black, 6-12" hooks)	TURNKEY	GC
700	1	03126303	Bunn O Matic Corporation	52000.0002	Infusion ITB-DD W/Sweetener, 120v, w/display flavor group (set)	TURNKEY	GC
701	2	03126170	Bunn O Matic Corporation	39600.0059	Iced Tea/Coffee Dispenser	TURNKEY	GC
839	2	03265622	Intermetro Industries Corp	7114244	Vault 24"X48" Shelving Unit 4 Tier - Metroseal	TURNKEY	GC
840	2	03299750	Mariani	11042	3X4/4 Verticle Rack, 16 Flojet syrup pumps	TURNKEY	GC
907	1	03291571	Intermetro Industries Corp	711C3036C	Metro Cook Workstations	TURNKEY	GC
911	1	03291576	Intermetro Industries Corp	711DCC5B	60" Metro Workstation - DCC Work Station Click and Collect - 30 x 60 x 7	TURNKEY	GC
913	1	03119468	Turbo Air Inc	Turbo Air Model TFS-11	Novelty Case with 15 Baskets, Use where 6' or 5' novelty case will not work	TURNKEY	GC
925	1	03291568	Intermetro Industries Corp	711RC143CB	Replenishing Cart ONLY (CHROME)- 14"X36"X60"H, Consists of: (4)1436NC, 14"X36" Chrome Wire Shelves, (4)54U, 54" Chrome Posts, (4)5M Casters (Quote J2687)- 711RC143CB-Packed in box W/Assembly Instructions. NOTE: This unit requires (2) MB302. Supplier part # 711RC143CB	TURNKEY	GC
925.1	3	03291572	Intermetro Industries Corp	MB30250B6	Bins (used with Replenishing Cart #925: 1 with 711RC1818KB and 2 with 711RC143CB) - (1 BOX of 6) -(Quote J2689) MB30250B / MB30250B6. Supplier part # MB30250B6. Cost is each box of 6	TURNKEY	GC
962	1	03299657	Marketing Alliance Group	SE-51	MAG 3ft In-Line Beer Cave "Craft Beer" Fixture, 36"Wx86"Hx32.5"D	TURNKEY	GC
963	1	03299658	Marketing Alliance Group	SE-42	MAG 4ft In-Line Beer Cave Fixture, 48"Wx86"Hx32.5"D	TURNKEY	GC
966	1	03299661	Marketing Alliance Group	SE-45	MAG 7ft In-Line Beer Cave Fixture, 84"Wx86"Hx32.5"D	TURNKEY	GC
968	2	03299663	Marketing Alliance Group	SE-47	MAG 9ft In-Line Beer Cave Fixture, 108"Wx86"Hx32.5"D	TURNKEY	GC
973	8	03299667	Marketing Alliance Group	SE-58	MAG Beer Cave corner side protector kit 31.75"Wx84.375"H	TURNKEY	GC
974	1	03299668	Marketing Alliance Group	SE-57	MAG Beer Cave center display 48"Wx41"Hx24"D	TURNKEY	GC
1133	1	03291567	Intermetro Industries Corp	711RC1818KB	Replenishing Cart ONLY (for the Vault) - 18"D x 18"L x 60"H - Consists of: (5)1818NK3, 18"x18" Metroseal Wire shelves, (4)54UPK3, 54" Metroseal Post, (4)5M Casters, (Quote J2688) Enc 2027 Narrow Stacking Stand (Used With Enc-3048)	TURNKEY	GC
1175	1	03135813	Turbochef Technologies Inc	ENC-2027	18" Cart And Clamps Kit For Double Stacking Ovens (2 Encores Or Bullets)	TURNKEY	GC
1176	1	03135812	Turbochef Technologies Inc	ENC-3048	Countertop Beverage System	TURNKEY	GC
1177	1	06660123	MICRO MATIC	MMCTADA4TAP-FL	4 Screen Ceiling Mount Digital Menu Board Package, Samsung QM50C, Chief Mounts & Accessories	TURNKEY	GC
1185	1	04300511	AT&T Connectivity	TK38451	Six slice dimple pans - 14" cutting guide with raised feet - clear coat anodized	TURNKEY	GC
1201	12	04410128	Vollrath	#7-11-CUTGUIDE	Manual Paper Tower Dispenser	TURNKEY	GC
3006	2	03164426	San Jamar	T1100TBK	3-Box Disposable Glove Rack	TURNKEY	GC
3009	1	03307013	Marco	711HT36	Hair Net Dispenser	TURNKEY	GC
3010	1	03307014	Marco	ABS-25319	Countertop ice and water dispenser, NO FILTER	TURNKEY	GC
3015	1	03129957	Follett	15C1100A-IW-CF-S T-00	Lid & Cup Dispenser	TURNKEY	GC
3017	1	03291361	Cal-mil	2051	Franke Undercounter Milk Refrigerator	TURNKEY	GC
3020	1	07812012	Franke Coffee Systems	UT12	Flavor Station	TURNKEY	GC
3021	1	07812006	Franke	TDF56	Coffee Maker	TURNKEY	GC
3022	1	07812011	Franke	A1000 FM CM FW	Dunnage Rack 24"D x 8"H x 60"L	TURNKEY	GC
3039	2	03117105	New Age	2016	Vector Series Multi-Cook Oven, RIGHT HINGE 208/240V/60/3phase, with cord and plug	TURNKEY	GC
3041	1	00097801	Alto-Shaam	VMCH4HRH	Stockmaster 4-3 Sliding Shelves- front rolling cart.	TURNKEY	GC
3055	3	03299728	PFI	MNOS2180-F	Safe with Printer Installed for PDI Back Office System	TURNKEY	GC
3101	1	03114247	Tidel	CKK1-2B01-1000-T 003	PFI Stockmaster -rear stationary- starter	TURNKEY	GC
3119	1	03299729	PFI	MNOS2180-RS	PFI Stockmaster -rear stationary- adder	TURNKEY	GC
3120	4	03299730	PFI	MNOS2180-RA	Exterior Trash Can, Black	TURNKEY	GC
3158	3	03175280	Wasau Made	MF3399	Vault 24"X48" Shelving Unit 6 Tier - Metroseal	TURNKEY	GC
3217	2	03291657	Intermetro Industries Corp	711624NK3	Vault 18"X48" Shelving Unit 6 Tier - Metroseal	TURNKEY	GC
3219	4	03291659	Intermetro Industries Corp	7116184NK3	Vault 18"X48" Shelving Unit 6 Tier - Metroseal	TURNKEY	GC
3262	1	03310809	FBD Partnership LP	774-621-7003	Fbd 774 Rc, Video Door Included	TURNKEY	GC
3263	1	3310807	Fbd Partnership LP	773-621-7003	Fbd 773 Rc, Video Door Included	TURNKEY	GC
3384	1	08888832	AWP	RAK-0797-ASMB	7-Eleven Bakery Case Endcap 45LX36Dx71H - 2 SIDE PANELS	TURNKEY	GC
3995	1	04410133	Bates Metal Products Inc.		Firewood Rack Display with Caster	TURNKEY	GC
4036	1	03175281	Wasau	MF4013	Smoker's Post	TURNKEY	GC
4104	1	04300819	Marketing Alliance Group	SE-278	MAG 3 ft In-line Wine 57"H Fixture w/Header 71"H	TURNKEY	GC
4117	3	07300003	Nct Technologies Group Inc		Selling Point Rack for POS / Sales Area.	TURNKEY	GC

ITEM	QTY	ORACLE	SUPPLIER	PART NUMBER	DESCRIPTION	FURNISH BY	INSTALL BY
1	1	03304401	Turnkey Resources	0	7-11 Windmaster Sign Consists of (1) 4205bkfp / 4200rbgg And (2) 2844in	TURNKEY	GC
2	1	03304400	Turnkey Resources	0	7-11 Pole Sign Consisting Of (1) X-46180 And (2) 4155in	TURNKEY	GC
10	1	03240000	Plasticade		6 Count Red Shopping Baskets With Stand 17 Long X 12 Wide X 8.5 High (American Store Fixtures) - (Includes Two 7-Eleven Stickers For Each Basket)	TURNKEY	GC
11	1	00804910	Merchandising Systems Inc	NAC3T	3 Shelf Nacho Counter Rack	TURNKEY	GC
22	1	03299748	Mariani	MC16-3172	Mccann Water Booster	TURNKEY	GC
45	2	06170391	Sanden Vendo America Inc	HFDC	Combo Serve Case, Tempered Glass, 6 Prod Temp Zones, Programmable Temp Controller With Assoc Timers, Xenon Lighting, Wire Racks, 2 Swing Open Front Doors, 2 Sliding Rear Doors. 115/1/60 Elec	TURNKEY	GC
65	2	00052320	Ettinger-Rosini & Assoc Inc	NE-17571	Panasonic Ne-17571 1700 Watt Microwave	TURNKEY	GC
66	1	03159318	Display Source Alliance Llc	107881BA	Multi Day Unit, Cosmic Strandz - (Bakery Rack/Banana rack) - overcounter display	TURNKEY	GC
73	2	03180540	Apw/Wyott Corp	HRS-75W-5T	Hot rod Roller Grill, 208/240v W/Truturn Coat 7/11 Replaces Item # 00010770; order with leg kit	TURNKEY	GC
74	1	00044720	Star Manufacturing Int'L Inc	HPDE2-120V	Chili Cheese Dispenser - 8mhpde2-120v Peristaltic Dispenser, Accy Kit 8mhpde2-711-P-K	TURNKEY	GC
76	1	00750777	Take A Ticket Inc	ICM(I) 32	32 Game Lottery Ticket Unit	TURNKEY	GC
77	1	00098000	Curtis	PCGT6300	Curtis 6-station Dispenser w Lift Door	TURNKEY	GC
82	2	03135810	Turnkey Resources	ENC-9600-600	Turbo Chef Bullet Oven, UL (KNL2) ventless operation, EPA 202 test (8 hrs), internal catalytic filtration, stainless steel Freezer, undercounter, R290, Work Top, One Section, 27" Wide, 7.0 Cubic Feet, ADA Model, 1" Casters with 1" drain pans, SneezeGuard, 1 yr warranty, ENERGY STAR	TURNKEY	GC
83.1	1	03119473	Turbo Air Inc	MUF-28-n-1c-711s	Refrigerated Counter, R290, Work Top, Left Hinge, One Section, 27" Wide, 7.0 Cubic Feet, ADA MODEL, 1" Casters with 1" drain pans, SneezeGuard - all stainless, exterior, 1 yr warranty ENERGY STAR; fits under Metro workstation	TURNKEY	GC
84.1	2	03119472	Turbo Air Inc	MUR-28-N-1C-711 S	Two Head Refrigerated Dispenser With Bulk Cream Graphics - Includes Standard 1 Year Parts And Labor Warranty For Bulk Cream Dispenser	TURNKEY	GC
89	1	03136112	Kan Pak Llc	CDG-211	Hoshizaki Ice Maker, BLACK PANEL, Cubelet-Style, Remote Air-Cooled, Remote Condenser, production capacity up to 821lb/24 Hours, R404-A refrigerant, 115V/60/1-ph, 15.7 Amps	TURNKEY	GC
105	1	04300414	Hoshizaki	FD-1002MRJ-CB	Pre-charged 35' refrigerant line set for Hoshizaki Ice Maker - May need two	TURNKEY	GC
112	2	03164150	Hoshizaki	R404-3546-2	IDC Pro - 20 FTN Brands with 4 Flavor Shots, 7-Eleven USB unit comes without drip tray, with extended splash plate	TURNKEY	GC
113	1	05990032	Cornelius	621058783	3 Brl Install Kit - Bulk System	TURNKEY	GC
122	1	03262170	Fbd Partnership Lp	12-2474-0007	Bean to Cup, coffee grounds ejector, cup sensor, gloss black	TURNKEY	GC
124	1	07812000	Franke Coffee Systems	A800	Single Vault Storage Shelving Unit, 18x36 - Supplier Prt# 7114183	TURNKEY	GC
144	2	03265601	Intermetro Industries Corp	7114183	Single Vault Storage Shelving Unit, 18x36 - Supplier Prt# 7114184	TURNKEY	GC
145	1	03265602	Intermetro Industries Corp	7114184	Frozen Uncarbonated Beverage, 7-Eleven, Lemon/Tea, SS, REMOTE, Video Door (Frozen Lemonade)	TURNKEY	GC
172	1	03309711	FBD Partnership LP	12-2817-0023	14 Line Bundle, 200'	TURNKEY	GC
174	2	03299749	Mariani	AC974-00140-01	Lid, Straw And Napkin Dispenser	TURNKEY	GC
195	1	03304868	Dispense Rite	MDH TLO-STNH	Dome,Straw And Napkin Dispenser	TURNKEY	GC
196	2	03304867	Dispense Rite	TLO-DL-STNH	10ft HP Impact Store Set - 7-Eleven	TURNKEY	GC
221	1	03118158	Imageworks Display & Marketing Group Inc	711IM-10HP	Pizza Thawing Rack - 5 Tier - Chrome Plated Steel	TURNKEY	GC
234	4	00804913	Merchandising Systems Inc	PTR5T	Hot Food Smallware Kit;(2 ea) Winco PPC-4 Pizza Cutter, (1 ea) Cambro 34CW135 1/3 Size Food Pan, (1 ea) Cambro 30CWGL135 Food Pan Cover with Gasket, (1 pr) Winco OMF-15 15in Oven.	TURNKEY	GC
235	1	03164205	Turnkey Resources	Hot Food Smallwares Kit	Pizza Pan Drying Rack - 10 Spaces - Chrome Plated Steel Wire Gage 6	TURNKEY	GC
237	1	00804912	Merchandising Systems Inc	PPDR	Bake In Store Smallwares Kit	TURNKEY	GC
247	1	03299546	Turnkey Resources	Bake In Small Wares	LogiCO2 Model MK90	TURNKEY	GC
278	1	04300400	Cornelius	2090	Refrigeration Lines Kit (Condenser To Dispenser), Remote Install, 50" Metal Flex	TURNKEY	GC
295	4	03262198	FBD Partnership LP	12-3003-0003	4 BRL Install Kit - Bulk System	TURNKEY	GC
309	2	03129997	FBD Partnership LP	12-2567-0002	FBD 561 beverage install kit for multi flavor machine bulk sys	TURNKEY	GC
329	1	03309718	FBD Partnership LP	12-2474-0073	Roller Grill Controller Cover for HRS-75 RG	TURNKEY	GC
341	2	03125978	Apw/Wyott Corp	21783950	Refrigerated Condiment Station, One Section, 27"" Wide, 7.3 Cubic Feet, SneezeGuard, Ada Model - 1 Yr Warranty	TURNKEY	GC
360	1	03119409	Turbo Air Inc	MST-28-711S-ADA	FBD 561, FUB Lemonade Video Door only	TURNKEY	GC
376	1	03309720	FBD Partnership LP	12-V561-BU03	IDC Pro Extended Splash Plate w/ ADA touchpads	TURNKEY	GC
379	1	05990020	Cornelius	629097436	FBD 773, VD & PACKAGING, W/UNIT	TURNKEY	GC
381	1	03291376	Fbd Partnership Lp	12-V773-BU02		TURNKEY	GC
382	1	03115271	Adco Industries/American Distributing Company	7011	Stowaway Cart, 22"D x 36"W x 37-1/4"H	TURNKEY	GC
394	1	03129750	Imagene Print Solutions Inc.	SV 6FT POP KIT	Sanden 6ft Deli Case Pop Kit. Includes: 1 Frame, 1 Insert 48x18, 1 Insert 22x18	TURNKEY	GC
397	3	03126273	Bunn O Matic Corporation	53452	Infusion Soft Heat Dual Drip Tray	TURNKEY	GC
398	3	03126320	Bunn O Matic Corporation	51200.011	Infusion Twin Soft Heat, Blk/SST (711) includes overlay and pre-loaded software	TURNKEY	GC
399	6	03126268	Bunn O Matic Corporation	27850.02	Infusion Soft Heat Server	TURNKEY	GC
405	1	00010735	Adco Industries/American Distributing Company	NZ Cooler Caddy - Handle	Vault Dolly Handle - (Handle Only)	TURNKEY	GC
449	2	06170394	Sanden Vendo America Inc	1260456	POP Kit	TURNKEY	GC
464	1	03299780	Mariani	183-165-01	Water Regulator, 65 psi	TURNKEY	GC
465	1	04300399	Mariani	TC5261SN	Secondary Regulator,1 product, 1 pressure	TURNKEY	GC
466	1	03180542	Apw/Wyott Corp	21858500	Bwd-75n, Bun Warmer, Dry, 208v 200w Replaces Item # 00010771	TURNKEY	GC
467	2	03291076	Apw/Wyott Corp	21794095	Kit, Divider Hrs-75 Wide Flat Replaces Item # 00010772	TURNKEY	GC
487	1	04300844	Bixolon	XL5-40	Bixolon Linerless Desktop Label Printer with 7MD	TURNKEY	GC
488	1	04300843	Bixolon		Iconex Linerless Labels	TURNKEY	GC
489	1	03291677	Intermetro Industries Corp	7117MD5	Metro Mounting Racks	TURNKEY	GC
503	1	00097816	Alto-Shaam	5028895	Equipment Stand w/Casters for Vector Oven, 23-1/2"H	TURNKEY	GC
529	13	00032032	Turnkey Resources	NZ Cooler Caddy	Small - Vault Dolly Kit (Pkg Of 6) (No Handle) - Supplier Prt # - Nz Cooler Caddy	TURNKEY	GC
530	1	03291536	Intermetro Industries Corp	711SG56	72" Sink Wall System - Metroseal	TURNKEY	GC
532	1	03265637	Intermetro Industries Corp	711DW185	60" Shelf System (Inside Office - Side Desk Wall System)	TURNKEY	GC

BRIAN D. LAUG, AIA NCARB ARCHITECT

16925 OLD SAWMILL ROAD WOODBINE, MD 21797 443-250-6557

CONSULTANT

PROJECT



**PMG DBA7-
ELEVEN 42655 CST**
1360 NC 24-87, Cameron, NC 28326


DWG. TITLE

EQUIPMENT SCHEDULE

DATE: REVISIONS:

1	6/6/2025	BID & PERMIT SET
No.	DATE	DESCRIPTION

SEAL:



DESIGN BY:	CHECKED BY:
BMB	JK
SCALE:	PRODUCT No:
	24088
DATE:	FILE NAME:
6/6/2025	

SHEET No.

EQ1.1

APPROVED MILLWORK MANUFACTURERS*			
MANUFACTURER	CONTACT	PHONE	EMAIL
NELCO	KENNY JANES	502-939-6146	KENNY@NELCO.NET
ROYSTON	BETHANY JONES	770-735-3456 EXT. 3173	BETHANY.JONES@ROYSTONLLC.COM
SHOPCO	DAVID BIRD	214-551-0406	DBIRD@SHOPCOUSA.COM

* NOTE: APPROVED MILLWORK MANUFACTURER TO BE SELECTED BY THE 7-ELEVEN CONSTRUCTION MANAGER.

BRIAN D. LAUG, AIA NCARB
ARCHITECT

16925 OLD SAWMILL ROAD
WOODBINE, MD 21797
443-250-6557

CONSULTANT:

PROJECT:



**PMG DBA7-
ELEVEN 42655 CST**
1360 NC 24-87, Cameron, NC
28326

DWG. TITLE:

FIXTURE FLOOR PLAN

DATE: REVISIONS:

NO.	DATE	DESCRIPTION

1	6/6/2025	BID & PERMIT SET

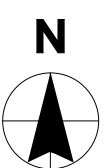
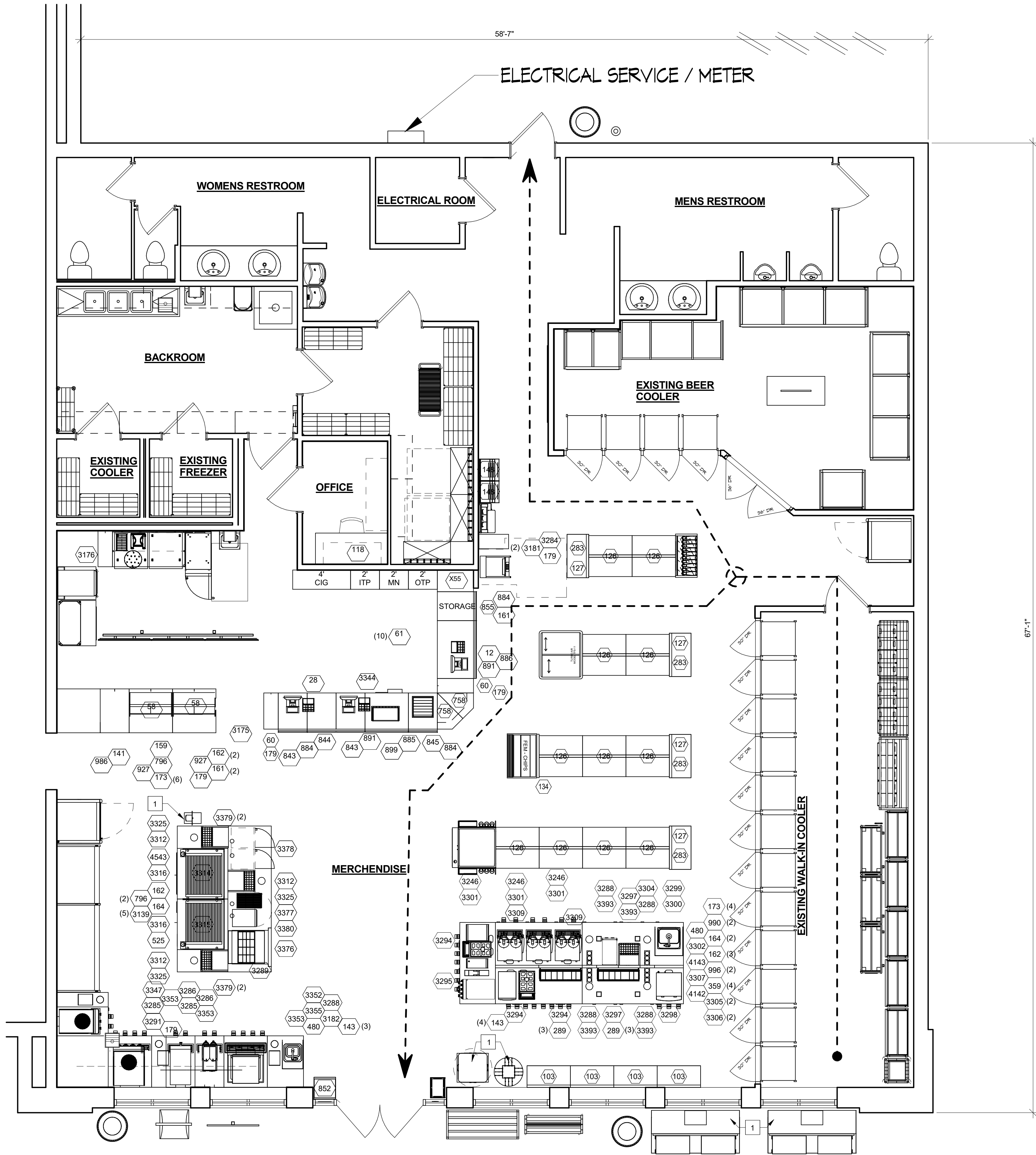
SEAL:



DESIGN BY:	CHECKED BY:
BMB	JK
SCALE:	PROJECT NO.
1/4" = 1'-0"	24088
DATE:	FILE NAME:
6/6/2025	

SHEET NO.

EQ2.0



1 FIXTURE PLAN
1/4" = 1'-0"

