

SOUTHEASTERN SHEDS - CLINTON, NC





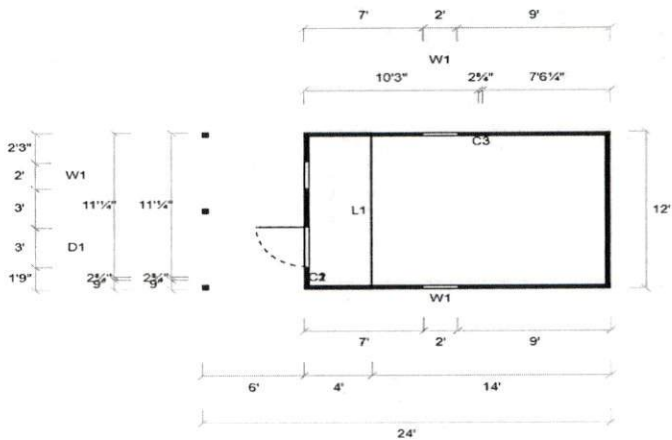

KURT SMITH

714 WARSAW RD
CLINTON, NC 28328-3634

Sales Order #: CS-380939
Inventory #: 142082
Purchase Type: Cash
Serial Number: TBD
IdeaRoom #: 1679943158898828
09/25/2024

Delivery Address
1096 PATTERSON RD
BROADWAY, NC 27505-8870
(919) 601-1660

Salesperson: ASTRID
(910) 824-6170

 <p>Coastal Sheds</p>	 <p>Coastal Sheds</p>	 <p>Coastal Sheds</p>																		
 <p>Coastal Sheds</p>	 <p>Coastal Sheds</p>																			
 <p>Coastal Sheds</p>	<table border="1"> <thead> <tr> <th colspan="2">SYMBOL LEGEND</th> </tr> </thead> <tbody> <tr> <td>W1</td> <td>24"x36" Window</td> <td>D1</td> <td>3' Slab Door</td> </tr> <tr> <td>C1</td> <td>Switch</td> <td>C3</td> <td>Outlet</td> </tr> <tr> <td>C3</td> <td>Overhead Light w/ Bulb</td> <td>L1</td> <td>Loft: 4' Loft - Front</td> </tr> <tr> <td>—</td> <td>Closed Wall</td> <td></td> <td></td> </tr> </tbody> </table>		SYMBOL LEGEND		W1	24"x36" Window	D1	3' Slab Door	C1	Switch	C3	Outlet	C3	Overhead Light w/ Bulb	L1	Loft: 4' Loft - Front	—	Closed Wall		
SYMBOL LEGEND																				
W1	24"x36" Window	D1	3' Slab Door																	
C1	Switch	C3	Outlet																	
C3	Overhead Light w/ Bulb	L1	Loft: 4' Loft - Front																	
—	Closed Wall																			

Configurator Notes:

ITEM DESCRIPTION	QTY	PRICE
Style: Lofted Barn		\$10,005.00
Sidewall Height: 6' Wall Height		—
Size: 12x24		—
Siding Color: Old Town Gray		—
Trim Color: Ash Gray		—
Porch Decking Color: Composite		—
Porch Railing Color: Porch		—
Roof Color: Black		—
Flooring: 3/4" T&G		—
Floor Joist: 2x6 Floor Joist		—
Roof Material: Metal Roof		—
Loft: 4' Loft - Front		—
Basis Electrical Package (One Light & Switch, and 1 Outlet)		\$75.00
24"x36" Window		\$125.00
Color: White		—
3' Slab Door		\$310.00
Color: White		—
24"x36" Window		\$125.00
Color: White		—
24"x36" Window		\$125.00
Color: White		—
6' Slab Door (Credit)		(\$310.00)
Base: 2 Pressure Treated Skids		—
Siding: Metal Siding		—
Porch: Front Porch with Trex Deck		\$1,295.00
Porch Depth: 6ft Porch		—
Porch Railing: Door on the Right		—
Roof Pitch: Standard		—

Subtotal	\$11,750.00
Dealer Adjustment	(\$5,500.00)
Tax (7%)	\$437.50
Total	\$6,687.50
Deposit Amount	(\$3,347.75)
Outstanding Balance	\$3,339.75

Dealer Disclosures

Please Note:

All deposits or purchases are non-refundable.

Storage buildings are classified as residential storage buildings and are not for living in.

Build and delivery dates are subject to change based on weather conditions and unforeseen circumstances.

We will make every effort to deliver your purchase on the assigned date. However, we do not control the weather, therefore

occasionally we need to reschedule.

Dimensions are measured eave to eave and reflect exterior dimension. Interior dimensions should take into account building materials. All dimensions are approximate.

Any order changes must be requested and agreed in writing 48 hours prior to scheduled delivery for in-stock or pre-owned sheds.

Any changes within 48 hours may result in additional charges.

Lot to Lot transfer Fees as follows:

1. Lots -- 40 miles or less apart ----- No fee
2. Lots -- 40 to 60 miles apart ----- \$150.00
3. Lots -- over 60 miles apart ----- \$200.00

This information is an estimate only. Final pricing- including pricing adjustments, discounts, delivery, Lot to Lot fees, and taxes - will be provided with final quote prior to order.

Signature:

Kurt Smith

Date: 09/25/2024

Kurt Smith