


Autodesk Docs/9101-223870 Duke Energy Dunn Ops Center/ARCH/Dunn Ops Center_v2022.rvt
 8/16/2024 3:05:59 PM


A1 SITE PLAN
 1/8" = 1'-0"

DRAWING NO.
 CFD-####-AS-0110-41CC2B



MAILING ADDRESS:
 P.O. BOX 1007
 CHARLOTTE, NC 28201

Safety Expectations:
 ILLNESS **ZERO** Reduce Risk
 INJURY **ZERO** Remove Exposures to Hazards
 REINFORCE SAFE BEHAVIOR



SEAL
 05.24.2023

DUNN OPERATIONS CENTER

1269 Jonesboro Rd.
 Harnett County, NC 28334
OPERATIONS BUILDING

MARK	DATE	DRN BY	REVISION
9			
8			
7			
6			
5			
4	03.27.24		OWNER VE
3	09.22.23		CLIENT CHANGES
2	05.24.23		ISSUED FOR CONSTRUCTION

PROJECT NO: 9101-223870
 DRAWING NUMBER
 CFD-####-AS-0110-41CC2B

ELECTRONIC FILE NAME:
 DRAWN BY: Author
 CHK'D BY: Checker DATE: 05.24.2023
 E-MAIL: JOHNKINCHELOE@LS3P.COM

SHEET TITLE:
ARCHITECTURAL SITE PLAN

SHEET NO.
A-001



ISSUED FOR CONSTRUCTION

DRAWING NO.



MAILING ADDRESS:
P.O. BOX 1007
CHARLOTTE, NC 28201

Safety Expectations:
 Reduce Risk
 Remove Exposures to Hazards
 Reinforce Safe Behavior



SEAL
DUNN OPERATIONS CENTER

1269 Jonesboro Rd.
Harnett County, NC 28334

OPERATIONS BUILDING

MARK	DATE	DRN BY	REVISION
1	03.27.24	OWNER - VE	ISSUED FOR CONSTRUCTION
2	05.24.23		
3			
4			
5			
6			
7			
8			
9			

PROJECT NO: 9101-223870
DRAWING NUMBER

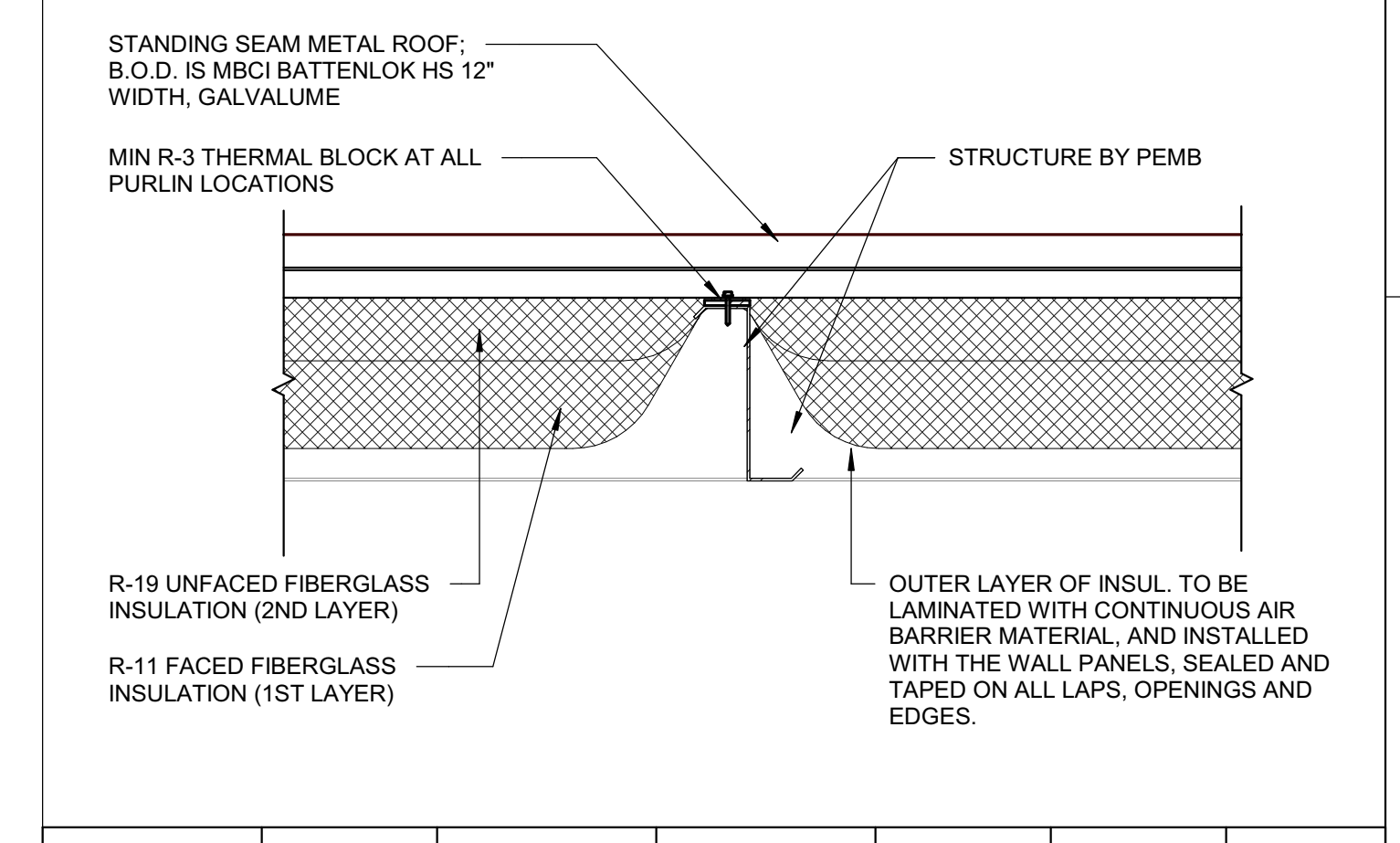
ELECTRONIC FILE NAME:
 DRAWN BY: Author
 CHK'D BY: Checker DATE: 05.24.2023
 E-MAIL: JOHNKINCHELOE@LS3P.COM

SHEET TITLE:
EXTERIOR SUB-SYSTEMS

SHEET NO.
A-002

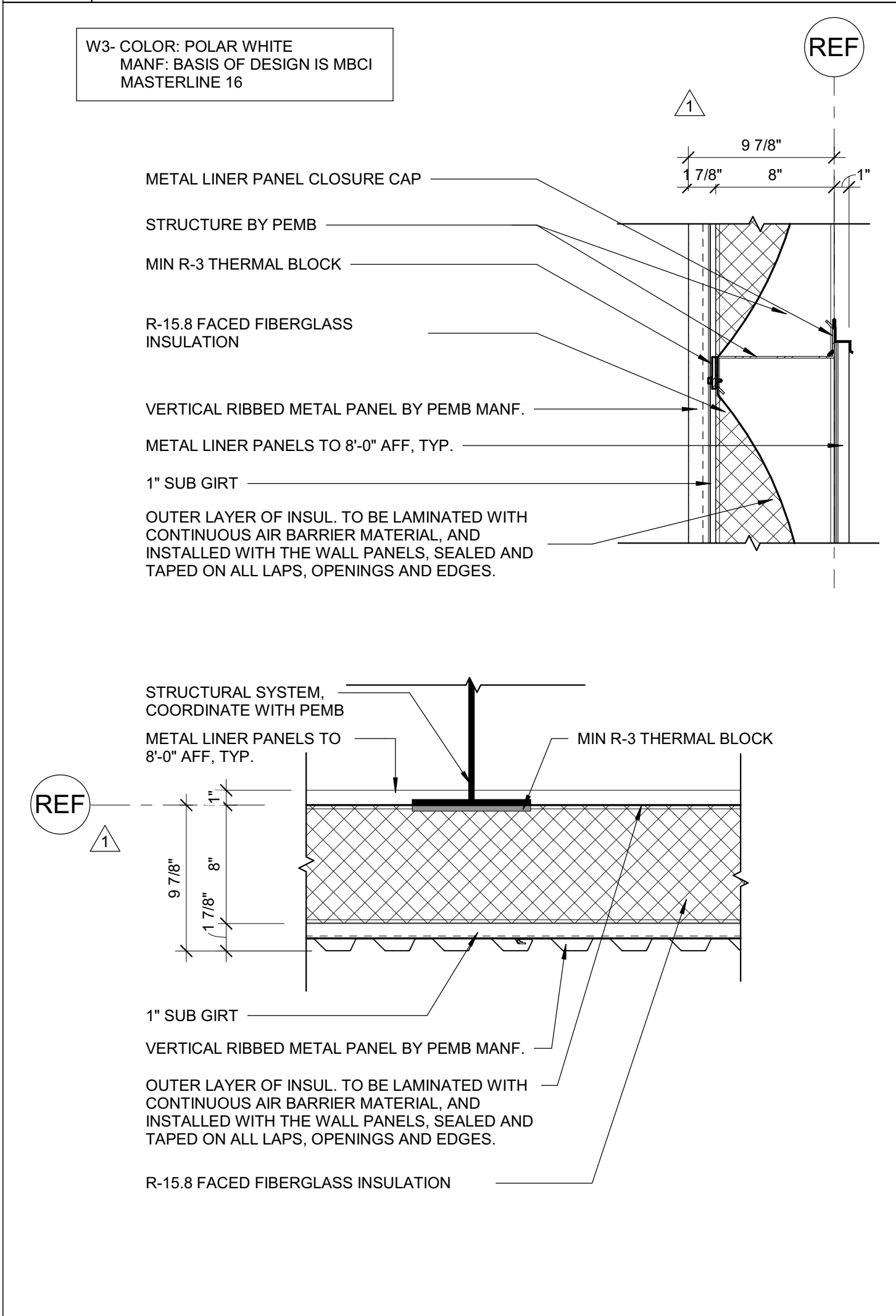
ISSUED FOR CONSTRUCTION

R1 METAL PANEL / PEMB STRUCTURE INSULATION



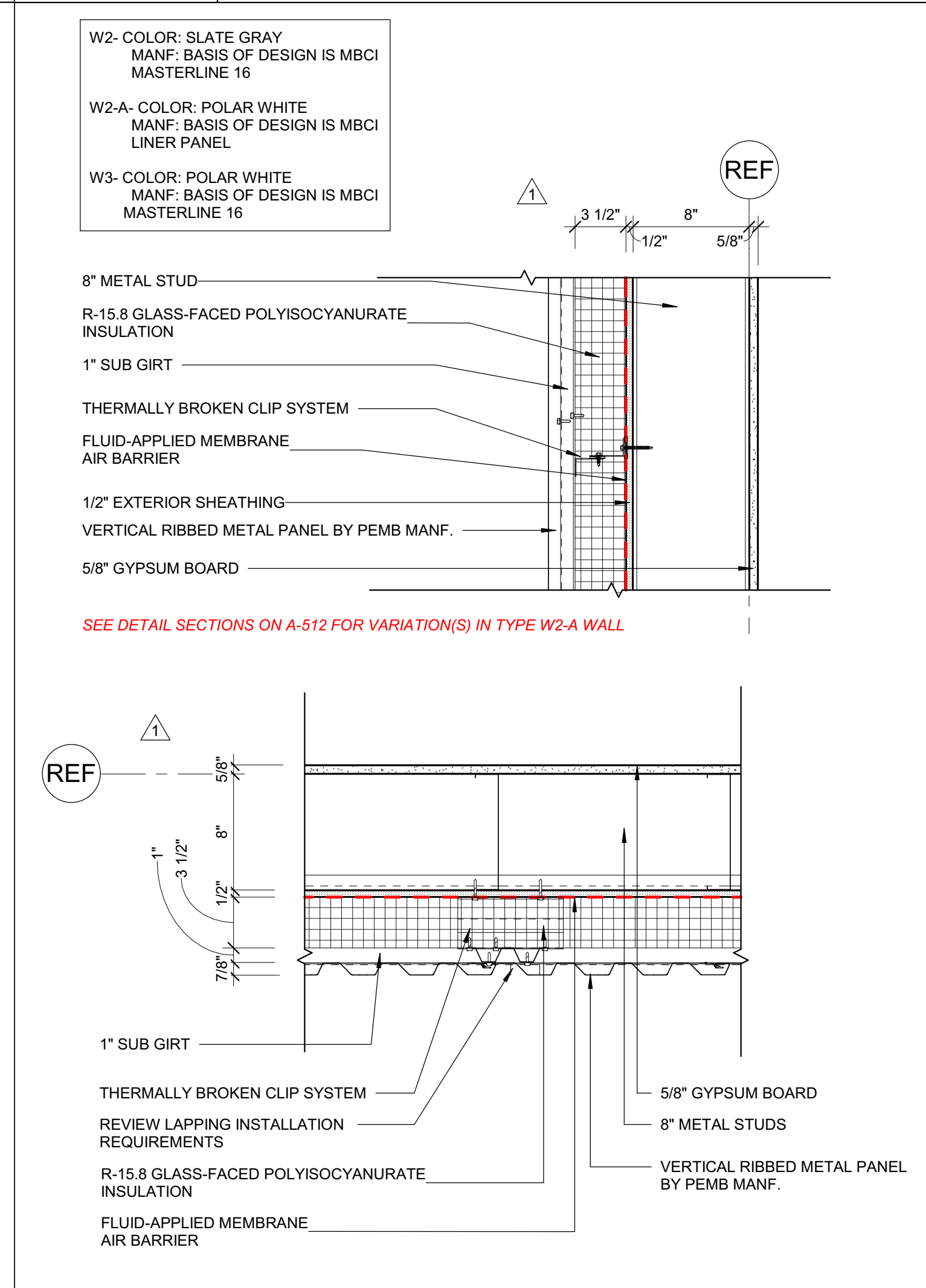
FIRE RATING & REFERENCE	NC	SOUND RATING & REFERENCE		EFFECTIVE R-VALUE	R-19 + R-11 LS
-------------------------	----	--------------------------	--	-------------------	----------------

W4 METAL PANEL / PEMB GIRT



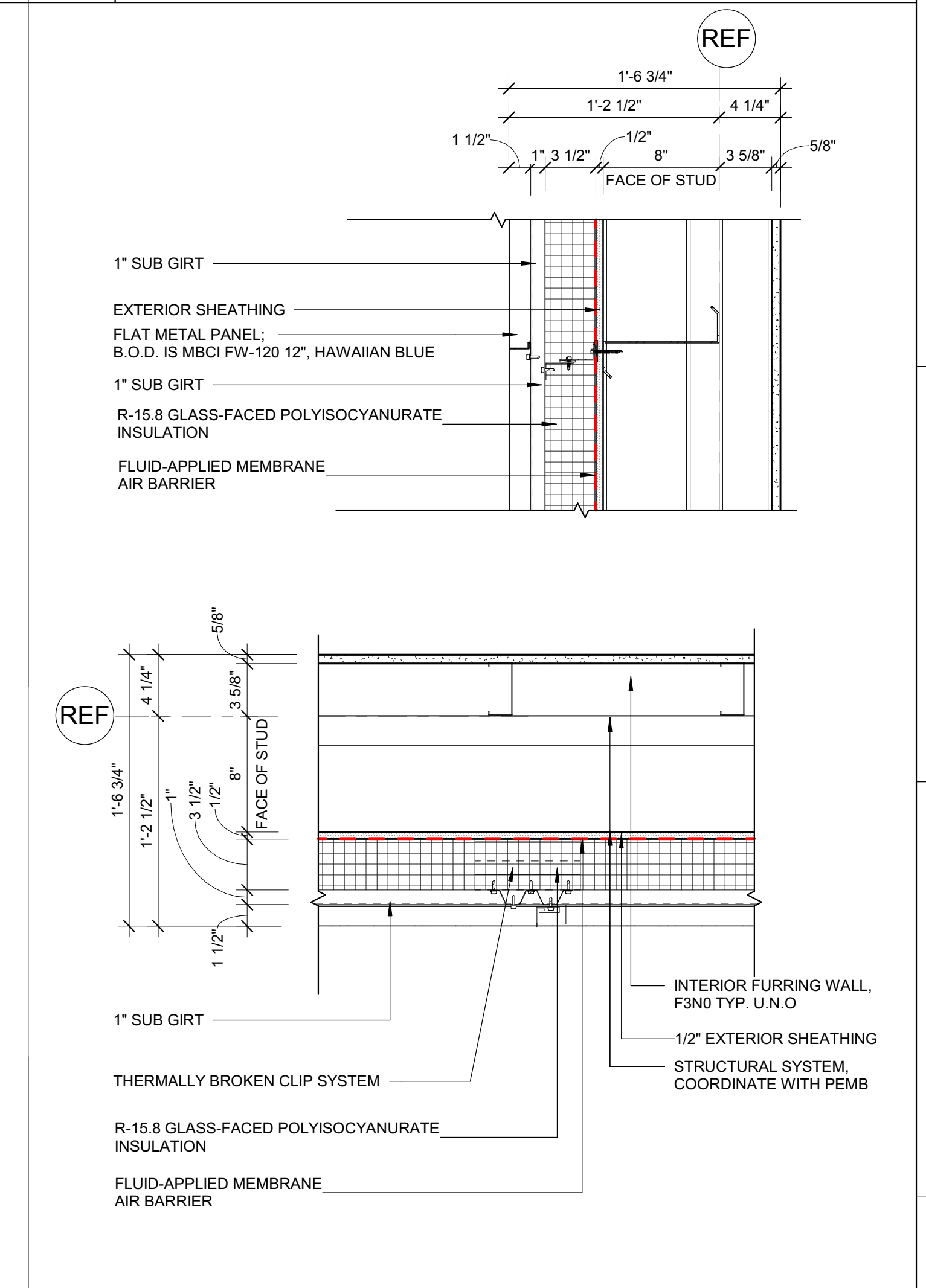
FIRE RATING & REFERENCE		MUST COMPLY WITH NFPA 285	SOUND RATING & REFERENCE	EFFECTIVE R-VALUE	R-15.8
-------------------------	--	---------------------------	--------------------------	-------------------	--------

W2/W3 METAL PANEL / CI / METAL STUD BACKUP WALL



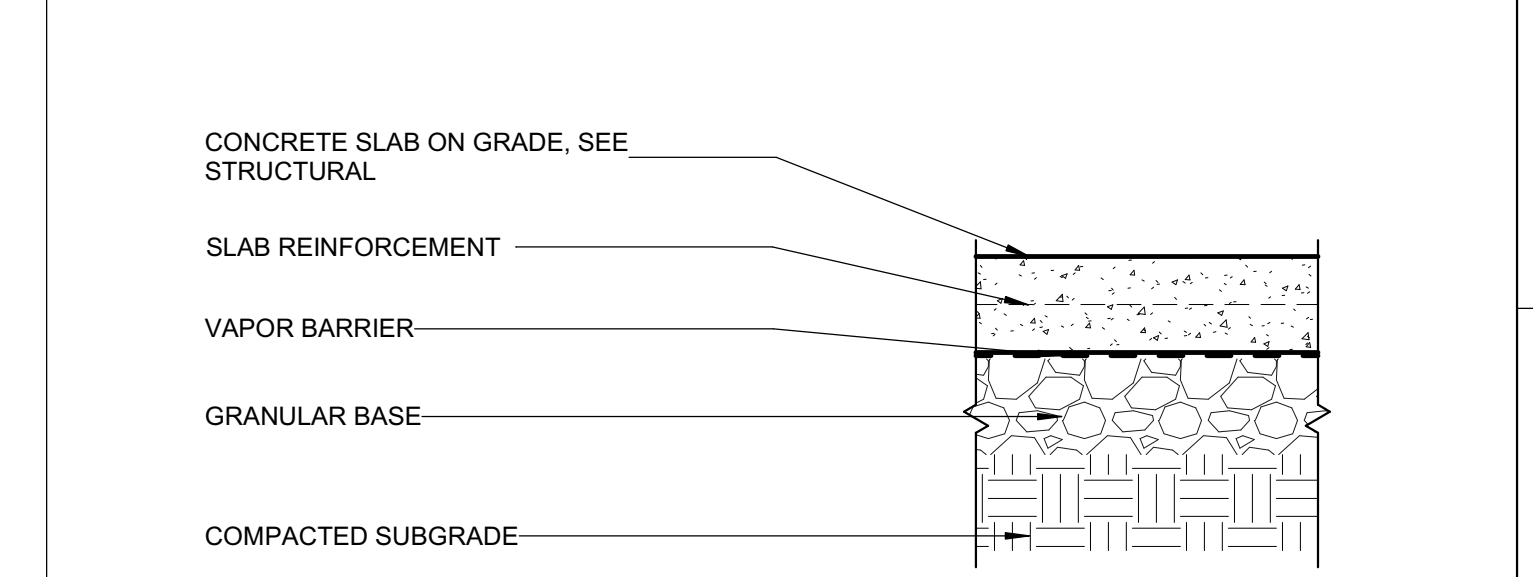
FIRE RATING & REFERENCE		MUST COMPLY WITH NFPA 285	SOUND RATING & REFERENCE	EFFECTIVE R-VALUE	R-15.8
-------------------------	--	---------------------------	--------------------------	-------------------	--------

W1 METAL PANEL / CI / METAL STUD BACKUP WALL



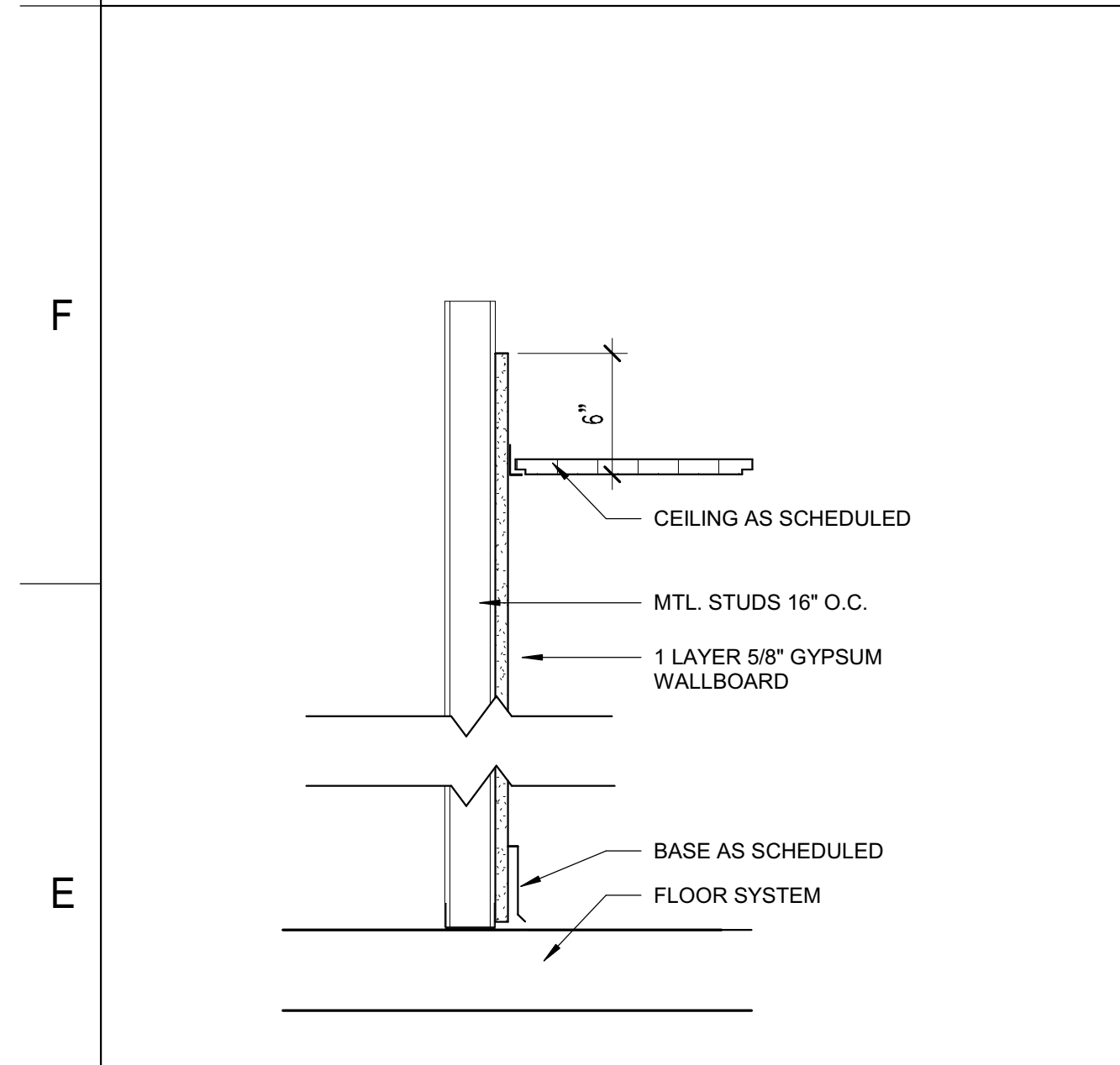
FIRE RATING & REFERENCE		MUST COMPLY WITH NFPA 285	SOUND RATING & REFERENCE	EFFECTIVE R-VALUE	R-15.8
-------------------------	--	---------------------------	--------------------------	-------------------	--------

S1 CONCRETE SLAB ON GRADE

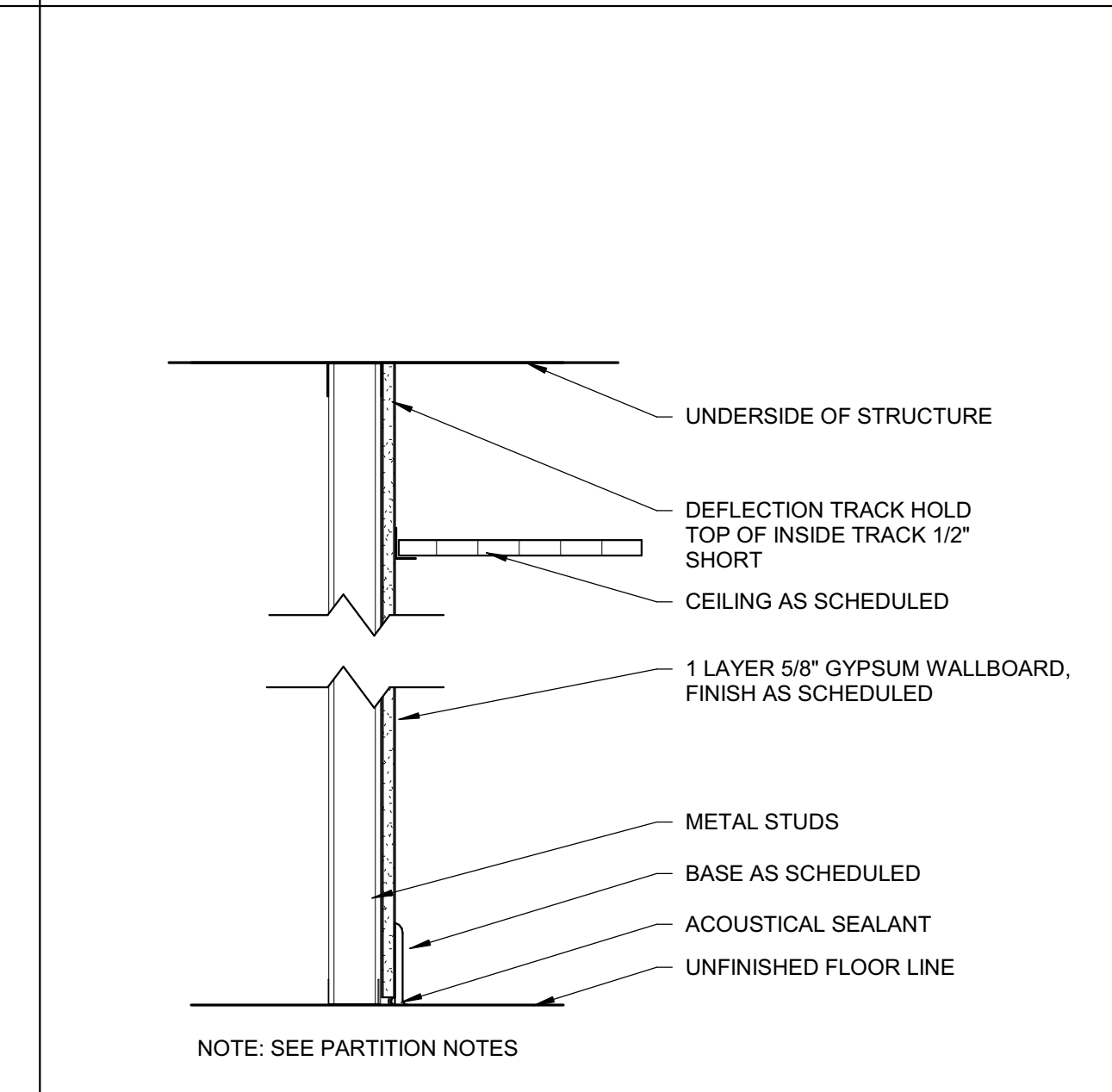


H

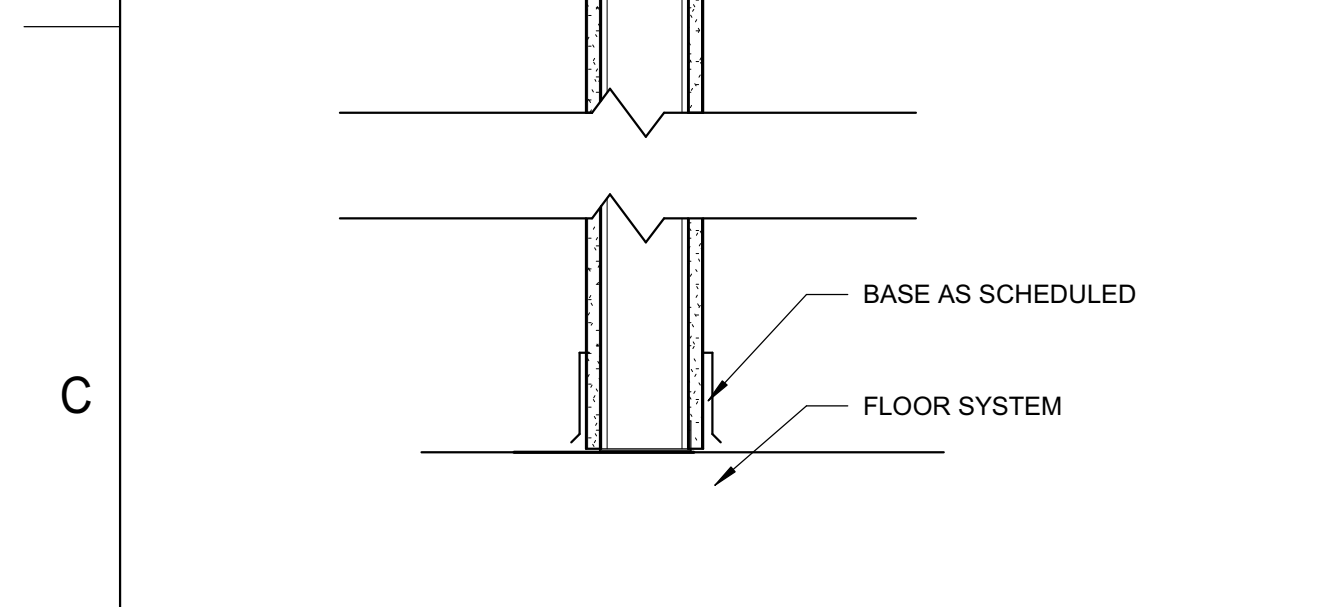
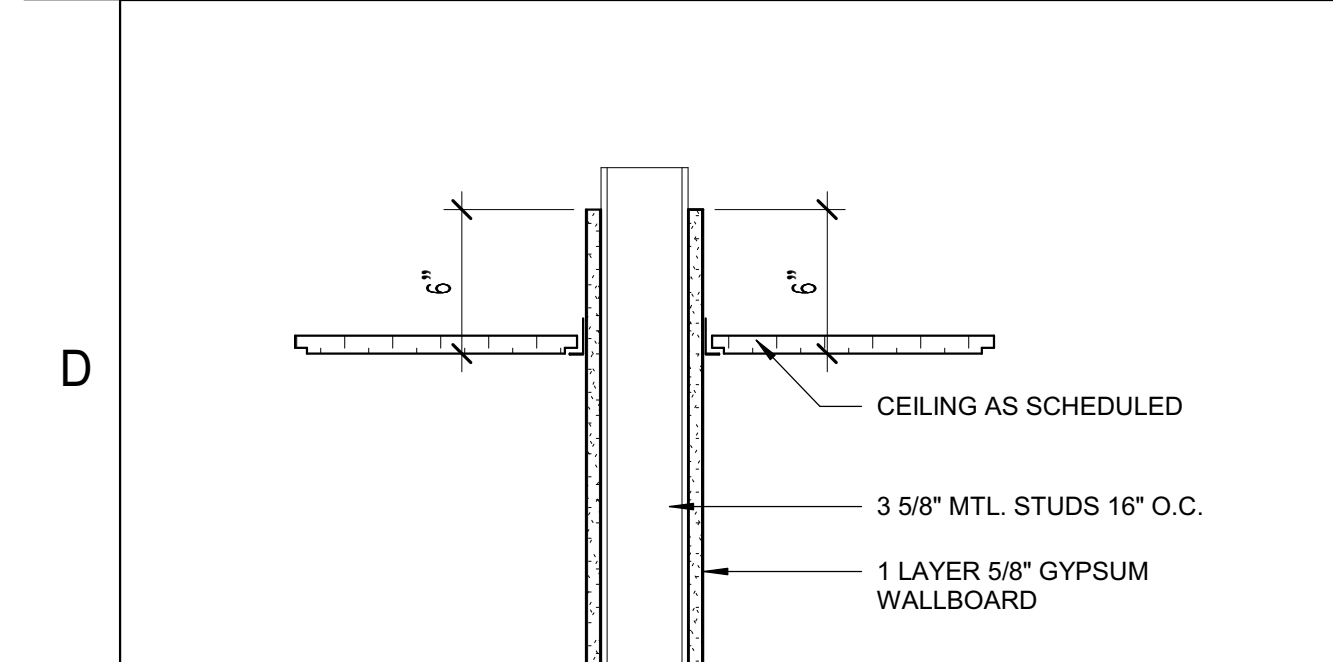
G



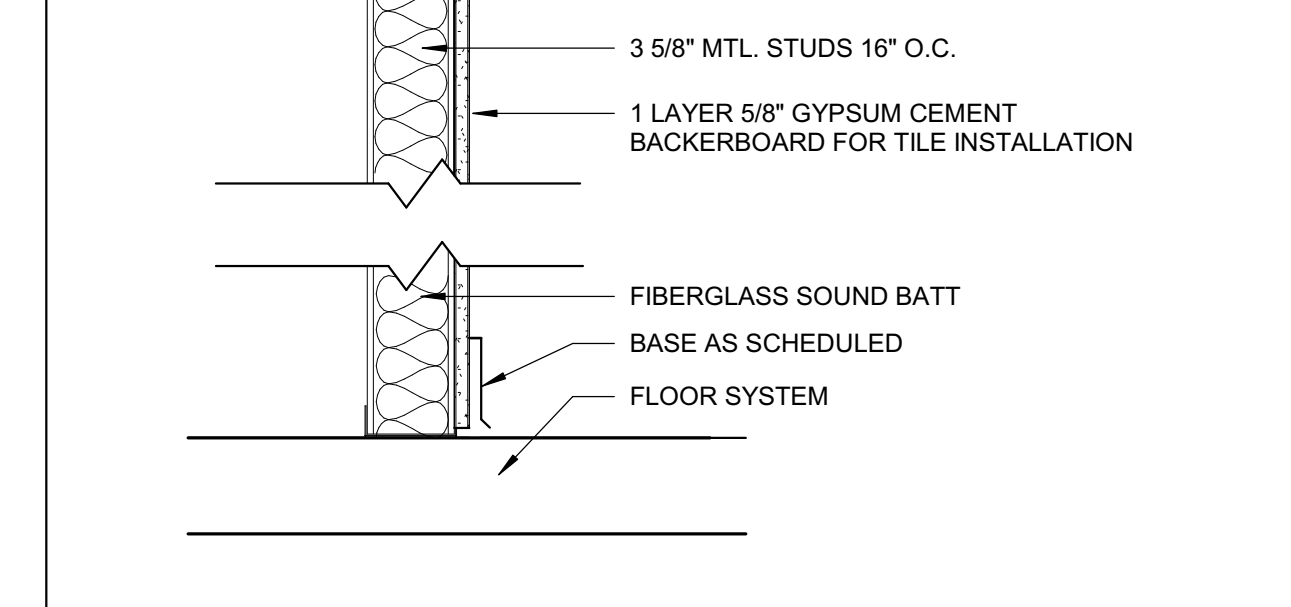
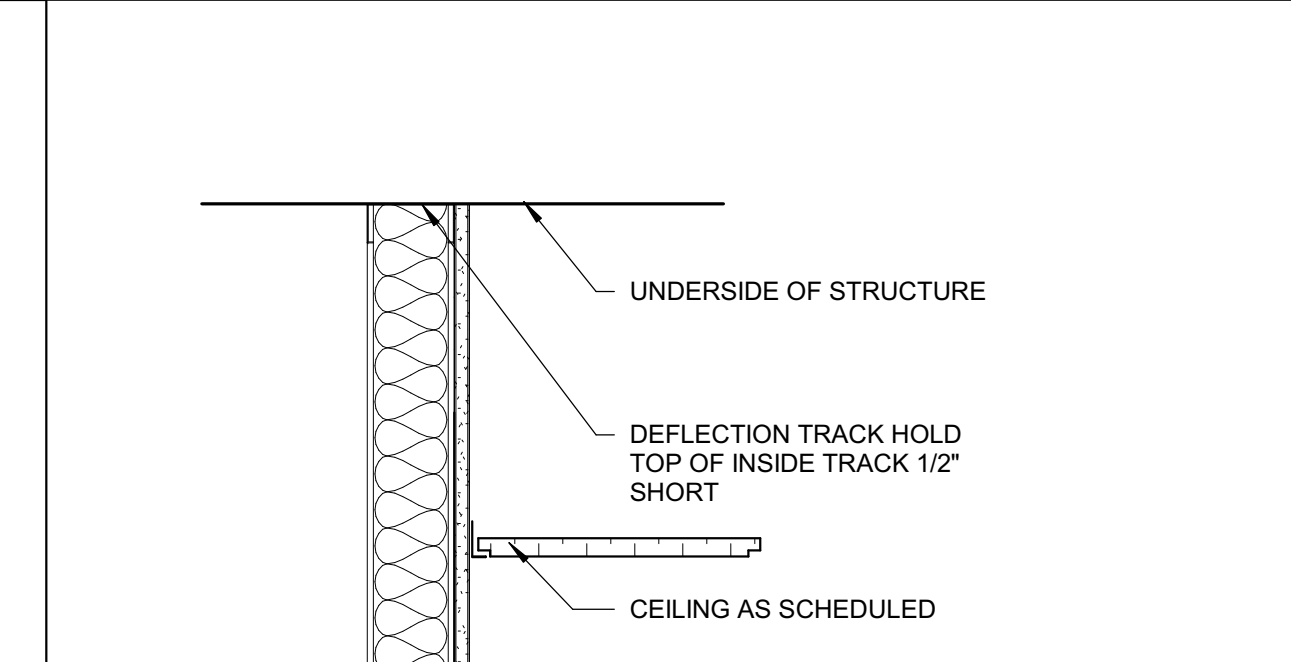
F2N0/F3N0	FIRE RATING	UL TEST NO.	STC RATING - N/A
	N/A	N/A	N/A



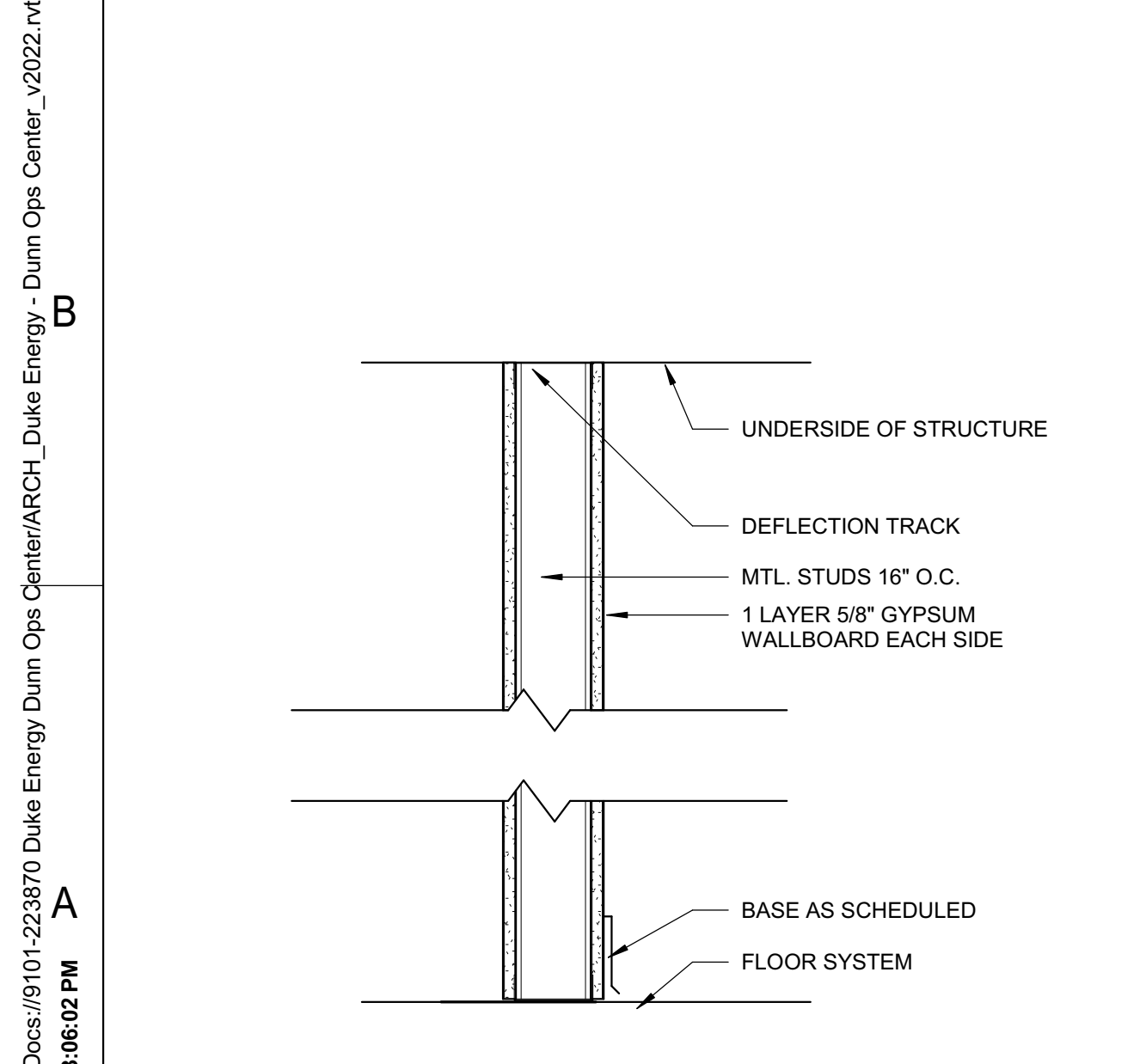
F2NX/F3NX	FIRE RATING	UL TEST NO.	ACOUST. RATING (STC)
	N/A	N/A	N/A



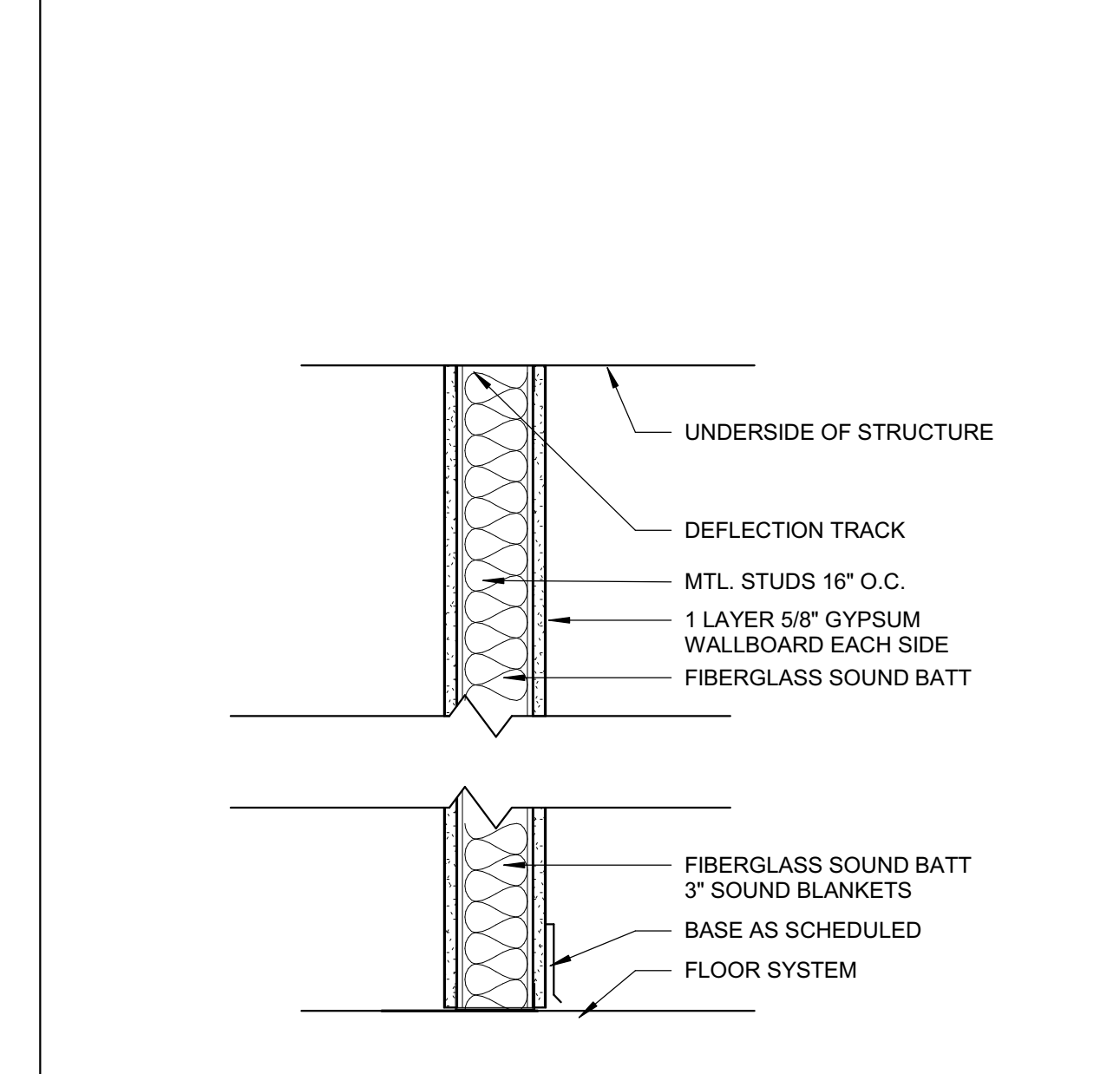
A3N0/A6N0	FIRE RATING	UL TEST NO.	STC RATING
	N/A	N/A	N/A



F3ST/F6ST	FIRE RATING	UL TEST NO.	STC RATING - N/A
	N/A	N/A	N/A



A3NX/A6NX	FIRE RATING	UL TEST NO.	STC RATING - N/A
	N/A	N/A	N/A



A3SX/A6SX	FIRE RATING	UL TEST NO.	STC RATING - N/A
	N/A	N/A	N/A

PARTITION DESIGNATION KEY

A3N0L

PARTITION CATEGORY: A
 PARTITION SIZE: 3
 PARTITION INSULATION: L
 PARTITION RATING: 0

PARTITION CATEGORY
 A - METAL STUD M - MASONRY
 C - CHASE C - CHASE
 F - FURRING S - SHAFT
 G - GLASS BLOCK W - WOOD

PARTITION SIZE
 0 7/8\"/>

DRAWING NO.
CFD-####-A-0001-41CC2B

MAILING ADDRESS:
P.O. BOX 1007
CHARLOTTE, NC 28201

Safety Expectations:

Reduce Risk
Remove Exposures to Hazards
Reinforce Safe Behavior

SEAL 05.24.2023

DUNN OPERATIONS CENTER

1269 Jonesboro Rd.
Harnett County, NC 28334

OPERATIONS BUILDING

MARK	DATE	DRN BY	REVISION
1	05.24.23		ISSUED FOR CONSTRUCTION

PROJECT NO: 9101-223870
 DRAWING NUMBER
CFD-####-A-0001-41CC2B

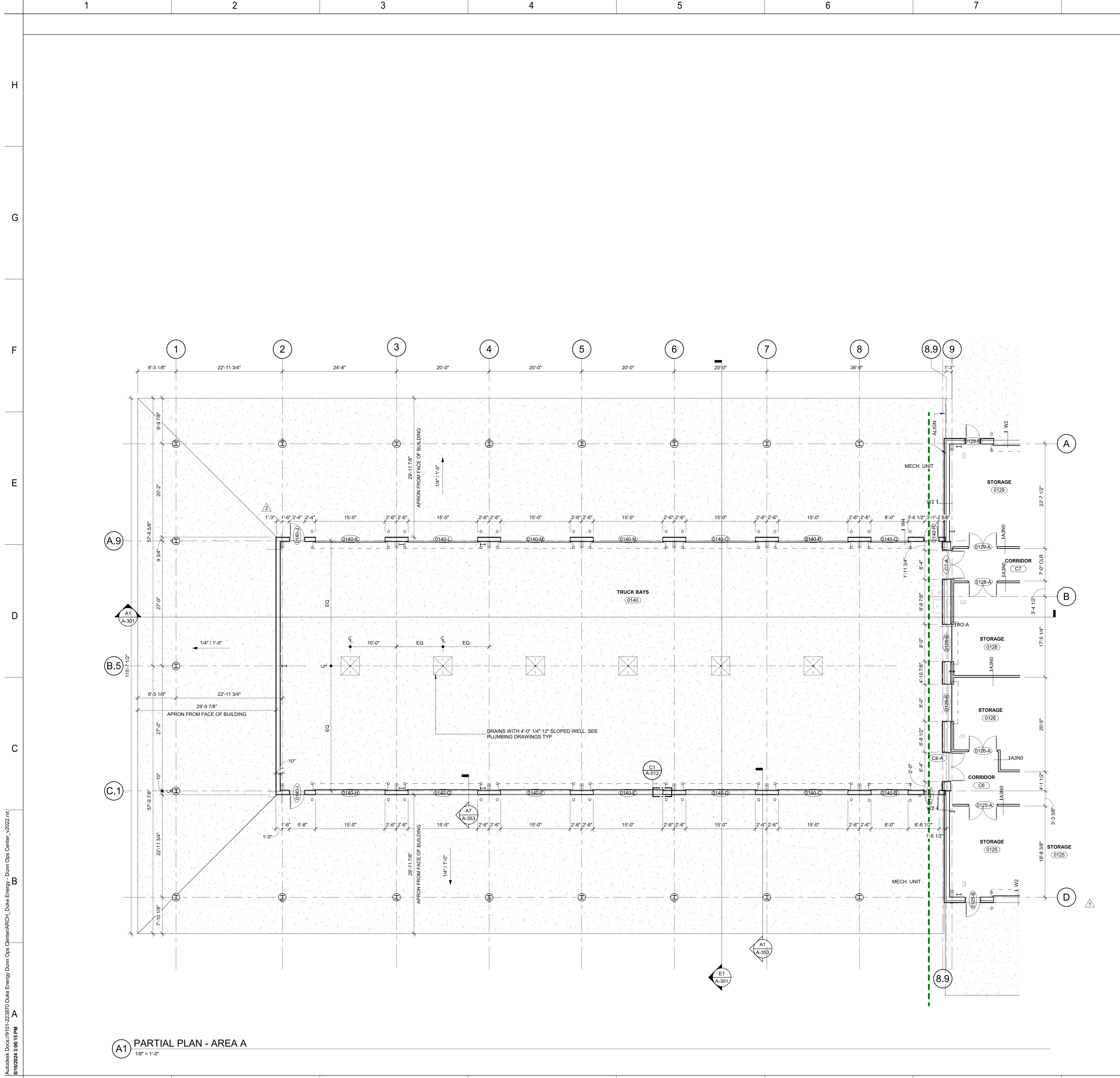
ELECTRONIC FILE NAME:
 DRAWN BY: Author
 CHK'D BY: Checker DATE: 05.24.2023
 E-MAIL: JOHNKINCHELOE@LS3P.COM

THIS DESIGN DRAWING IS THE EXCLUSIVE PROPERTY OF DUKE ENERGY CORPORATION AND IS CONSIDERED CONFIDENTIAL. IT SHALL NOT BE MODIFIED, COPIED, OR DISTRIBUTED WITHOUT PRIOR APPROVAL. THIS INFORMATION SHOULD ONLY BE USED FOR THE SPECIFIC PROJECT INTENDED.

SHEET TITLE:
PARTITION TYPES

SHEET NO.
A-003

Autodesk Docs/9101-223870 Duke Energy Dunn Ops Center/ARCH/Duke Energy - Dunn Ops Center_2022.rvt 8/16/2024 3:06:02 PM



FLOOR PLAN SHEET NOTES

1. EXTERIOR DIMENSION AT METAL PANEL ARE TO FACE OF FINISH
2. INTERIOR DIMENSIONS INDICATED ARE TO FACE OF FINISH AND CENTERLINES OF COLUMNS, UNO.
3. LOCATE DOOR OPENINGS 4" FROM NEAREST PERPENDICULAR WALL.
4. INSTALL BLOCKING IN PARTITIONS FOR CASEWORK, WALL MOUNTED EQUIPMENT, TRIM AND RELATED CONSTRUCTION AS INDICATED IN THE SPECIFICATIONS.
5. SEE STRUCTURAL DRAWINGS FOR SLAB DEPRESSIONS AND CUTOUTS.

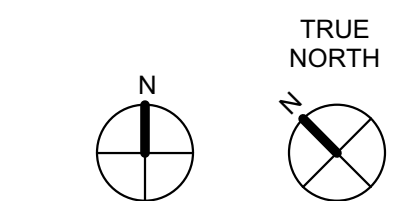
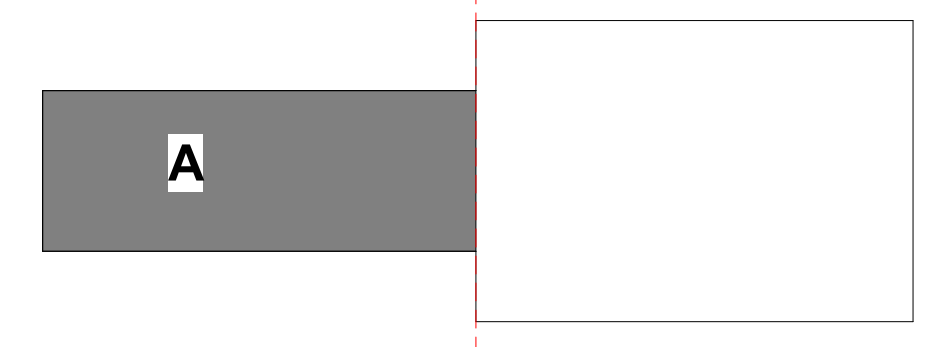
PARTITION NOTES

1. ALL NON-DESIGNATED PARTITIONS SHALL BE TYPE A3SX.
2. TILE BACKER BOARD SHALL BE USED IN ALL LOCATIONS TO RECEIVE TILE FINISHES. REFER TO FINISH SCHEDULE AND INTERIOR ELEVATIONS FOR LOCATIONS.
3. CONTRACTOR SHALL COORDINATE WITH MECHANICAL DUCTWORK PRIOR TO FABRICATION OF PARTITION WALLS.
4. SHOULD CONDITIONS OCCUR WHERE A WALL IS UNABLE TO GO STRAIGHT UP TO STRUCTURE DUE TO PIPING, DUCTWORK, ETC., THE PARTITION (GYPSUM BOARD AND FRAMING) MAY JOG HORIZONTALLY ABOVE THE CEILING TO AVOID THE PROBLEM. RATED WALL INTEGRITY SHALL BE MAINTAINED.
5. WHERE STUDS EXTEND TO STRUCTURE AND GYPSUM WALLBOARD AND SOUND ATTENUATION BLANKETS EXTEND JUST ABOVE THE FINISH CEILING, CAP OFF PARTITION FINISHES WITH A RUNNER CHANNEL WHEN CEILING PLENUM IS USED AS A RETURN AIR PLENUM.
6. DIMENSIONAL CONFLICTS BETWEEN PARTITION TYPES AND THE ARCHITECTURAL FLOOR PLANS SHALL BE BROUGHT TO THE ATTENTION OF THE ARCHITECT.
7. WHERE COLUMNS ARE TO BE FURRED OUT, FURRING WALLS SHOULD BE HELD TIGHT TO STRUCTURE U.N.O.
8. FURRING WALLS AT SLOPED PEMB COLUMNS TO FOLLOW SLOPE OF PEMB STRUCTURE U.N.O.


PARTITION LEGEND

1. ALL INTERIOR METAL STUD PARTITIONS TO BE TYPE A3SX U.N.O.
- NON-RATED PARTITION W/O SOUND BATT INSULATION, SEE PARTITION SCHEDULE.
 - NON-RATED PARTITION WITH SOUND BATT INSULATION, SEE PARTITION SCHEDULE.
- NOTE: SEE SHEET A-003 FOR CONSTRUCTION OF PARTITION TYPES

KEY PLAN


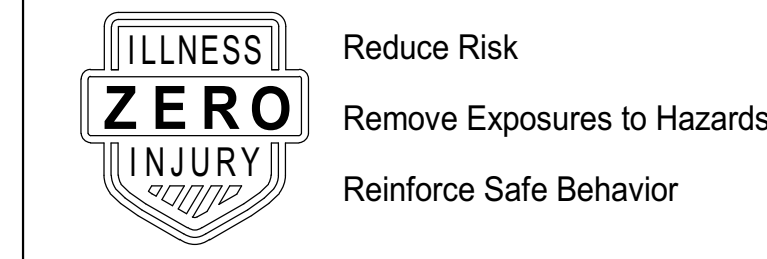


DRAWING NO.
CFD-####-A-0110-41CC2B



MAILING ADDRESS:
P.O. BOX 1007
CHARLOTTE, NC 28201

Safety Expectations:



DUNN OPERATIONS CENTER

1269 Jonesboro Rd.
Harnett County, NC 28334

OPERATIONS BUILDING

MARK	DATE	DRN BY	REVISION
6			
7			
8			
9			
10			
11			
12			
13			
14			
15			
16			
17			
18			
19			
20			
21			
22			
23			
24			
25			
26			
27			
28			
29			
30			
31			
32			
33			
34			
35			
36			
37			
38			
39			
40			
41			
42			
43			
44			
45			
46			
47			
48			
49			
50			
51			
52			
53			
54			
55			
56			
57			
58			
59			
60			
61			
62			
63			
64			
65			
66			
67			
68			
69			
70			
71			
72			
73			
74			
75			
76			
77			
78			
79			
80			
81			
82			
83			
84			
85			
86			
87			
88			
89			
90			
91			
92			
93			
94			
95			
96			
97			
98			
99			
100			

PROJECT NO: 9101-223870
DRAWING NUMBER
CFD-####-A-0110-41CC2B

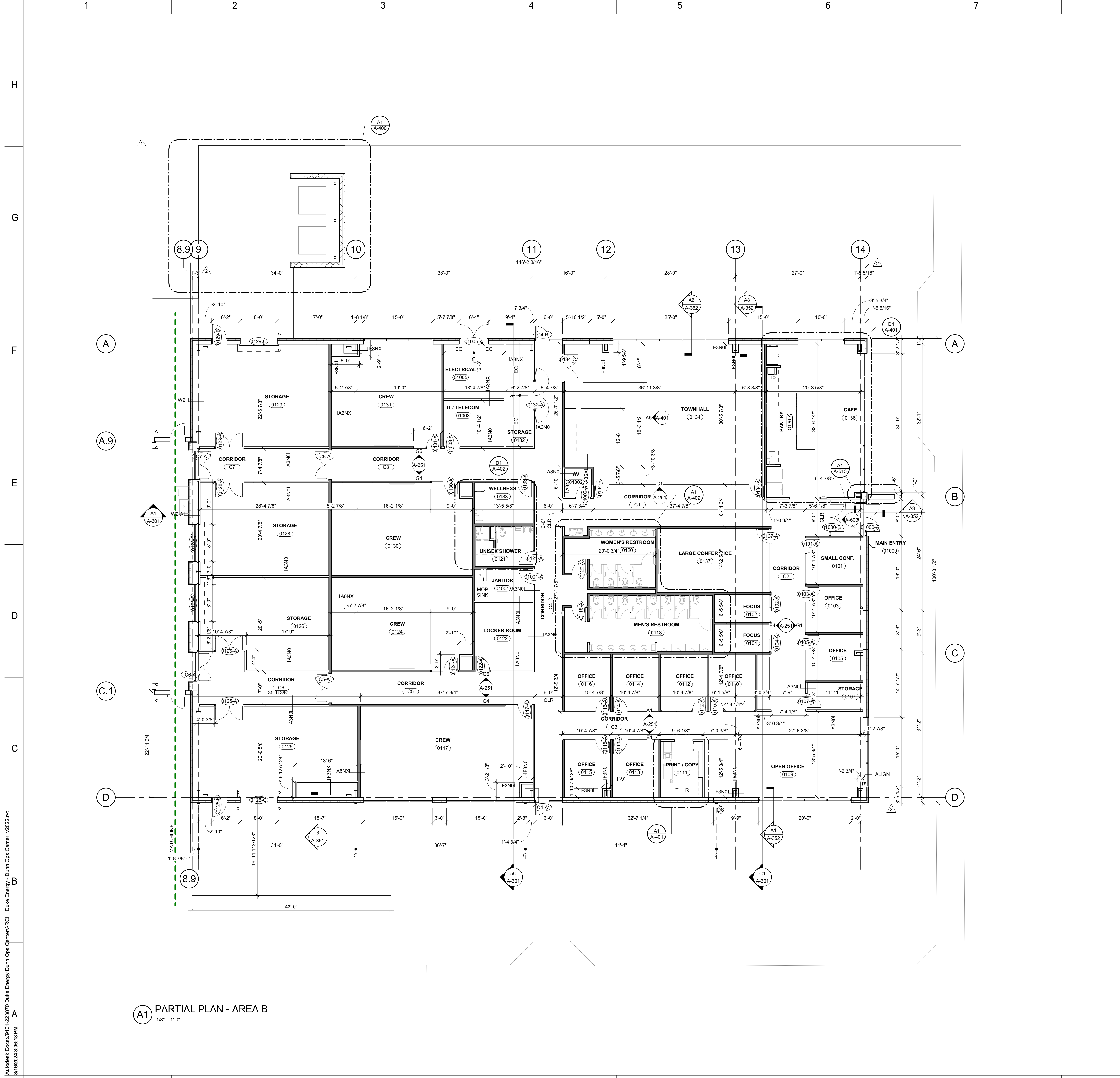
ELECTRONIC FILE NAME:
DRAWN BY: Author
CHK'D BY: Checker DATE: 05.24.2023
E-MAIL: JOHNKINCHELOE@LS3P.COM

PARTIAL PLAN - AREA A

SHEET NO.
A-101

ISSUED FOR CONSTRUCTION

Autodesk Docs\9101-223870 Duke Energy Dunn Ops Center\ARCH-Dunn Ops Center_v2022.rvt
8/16/2024 3:06:15 PM



A1 PARTIAL PLAN - AREA B
1/8" = 1'-0"

FLOOR PLAN SHEET NOTES

1. EXTERIOR DIMENSION AT METAL PANEL ARE TO FACE OF FINISH
2. INTERIOR DIMENSIONS INDICATED ARE TO FACE OF FINISH AND CENTERLINES OF COLUMNS, UNO.
3. LOCATE DOOR OPENINGS 4" FROM NEAREST PERPENDICULAR WALL.
4. INSTALL BLOCKING IN PARTITIONS FOR CASEWORK, WALL MOUNTED EQUIPMENT, TRIM AND RELATED CONSTRUCTION AS INDICATED IN THE SPECIFICATIONS.
5. SEE STRUCTURAL DRAWINGS FOR SLAB DEPRESSIONS AND CUTOUTS.

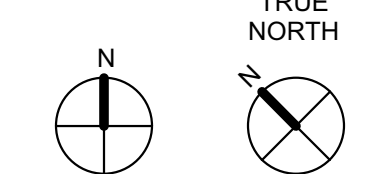

PARTITION NOTES

1. ALL NON-DESIGNATED PARTITIONS SHALL BE TYPE A3SX.
2. TILE BACKER BOARD SHALL BE USED IN ALL LOCATIONS TO RECEIVE TILE FINISHES. REFER TO FINISH SCHEDULE AND INTERIOR ELEVATIONS FOR LOCATIONS.
3. CONTRACTOR SHALL COORDINATE WITH MECHANICAL DUCTWORK PRIOR TO FABRICATION OF PARTITION WALLS.
4. SHOULD CONDITIONS OCCUR WHERE A WALL IS UNABLE TO GO STRAIGHT UP TO STRUCTURE DUE TO PIPING, DUCTWORK, ETC., THE PARTITION (GYPSUM BOARD AND FRAMING) MAY JOG HORIZONTALLY ABOVE THE CEILING TO AVOID THE PROBLEM. RATED WALL INTEGRITY SHALL BE MAINTAINED.
5. WHERE STUDS EXTEND TO STRUCTURE AND GYPSUM WALLBOARD AND SOUND ATTENUATION BLANKETS EXTEND JUST ABOVE THE FINISH CEILING, CAP OFF PARTITION FINISHES WITH A RUNNER CHANNEL WHEN CEILING PLENUM IS USED AS A RETURN AIR PLENUM.
6. DIMENSIONAL CONFLICTS BETWEEN PARTITION TYPES AND THE ARCHITECTURAL FLOOR PLANS SHALL BE BROUGHT TO THE ATTENTION OF THE ARCHITECT.
7. WHERE COLUMNS ARE TO BE FURRED OUT, FURRING WALLS SHOULD BE HELD TIGHT TO STRUCTURE U.N.O.
8. FURRING WALLS AT SLOPED PEMB COLUMNS TO FOLLOW SLOPE OF PEMB STRUCTURE U.N.O.

PARTITION LEGEND

1. ALL INTERIOR METAL STUD PARTITIONS TO BE TYPE A3SX U.N.O.
- NON-RATED PARTITION W/O SOUND BATT INSULATION, SEE PARTITION SCHEDULE
 - NON-RATED PARTITION WITH SOUND BATT INSULATION, SEE PARTITION SCHEDULE
- NOTE: SEE SHEET A-003 FOR CONSTRUCTION OF PARTITION TYPES

KEY PLAN



DRAWING NO.
CFD-####-A-0210-41CC2B



MAILING ADDRESS:
P.O. BOX 1007
CHARLOTTE, NC 28201

Safety Expectations:

- ILLNESS **ZERO** Reduce Risk
- INJURY **ZERO** Remove Exposures to Hazards
- REINFORCE SAFE BEHAVIOR



LSI ASSOCIATES, P.C.
CERT. NO. 50417
ARCHITECT
WORTH CAROLINA, N.C.
WORTH CAROLINA ARCHITECTS
WORTH CAROLINA, N.C.

SEAL
05.24.2023

DUNN OPERATIONS CENTER

1269 Jonesboro Rd.
Harnett County, NC 28334

OPERATIONS BUILDING

MARK	DATE	DRN BY	REVISION
9			
8			
7			
6			
5			
4			
3			
2			
1			

PROJECT NO:	9101-223870
DRAWING NUMBER:	CFD-####-A-0210-41CC2B
ELECTRONIC FILE NAME:	
DRAWN BY:	Author
CHK'D BY:	Checker
DATE:	05.24.2023
E-MAIL:	JOHNKINCHELOE@LS3P.COM
OWNER:	VE
CLIENT CHANGES:	03.27.24
ISSUED FOR CONSTRUCTION:	09.22.23
	05.24.23

PROJECT NO: 9101-223870
DRAWING NUMBER: **CFD-####-A-0210-41CC2B**

ELECTRONIC FILE NAME:

DRAWN BY: Author

CHK'D BY: Checker DATE: 05.24.2023

E-MAIL: JOHNKINCHELOE@LS3P.COM

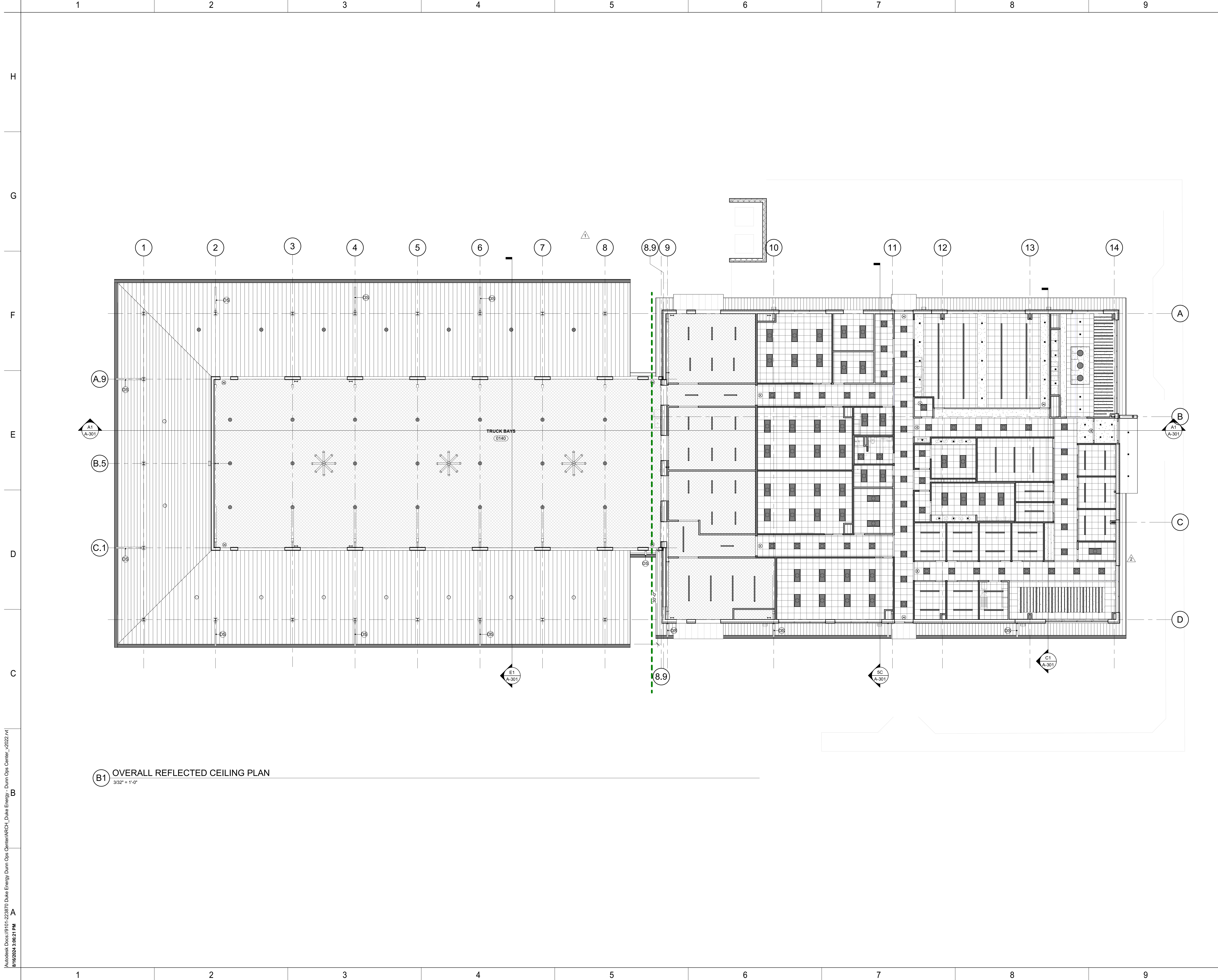
PARTIAL PLAN - AREA B

SHEET NO.

A-102

ISSUED FOR CONSTRUCTION


Autodesk Docs/9101-223870/Duke Energy/Dunn Ops Center/ARCH/Duke Energy - Dunn Ops Center_02022.rvt
8/16/2024 3:06:18 PM



(B1) OVERALL REFLECTED CEILING PLAN
3/32" = 1'-0"


Autodesk Docs/9101-223870 Duke Energy Dunn Ops Center/ARCH_L_Duke Energy - Dunn Ops Center_v2022.rvt
8/16/2024 3:06:21 PM

DRAWING NO.



MAILING ADDRESS:
P.O. BOX 1007
CHARLOTTE, NC 28201

Safety Expectations:
 Reduce Risk
 Remove Exposures to Hazards
 Reinforce Safe Behavior



DUNN OPERATIONS CENTER

1269 Jonesboro Rd.
Harnett County, NC 28334

OPERATIONS BUILDING

MARK	DATE	DRN BY	REVISION
9			
8			
7			
6			
5			
4			
3	03.27.24	OWNER VE	
2	09.22.23	CLIENT CHANGES	
1	05.24.23	ISSUED FOR CONSTRUCTION	

PROJECT NO: 9101-223870
DRAWING NUMBER

ELECTRONIC FILE NAME:
DRAWN BY: Author
CHK'D BY: Checker DATE: 05.24.2023
E-MAIL: JOHNKINCHELOE@LS3P.COM

THIS DESIGN DRAWING IS THE EXCLUSIVE PROPERTY OF DUKE ENERGY CORPORATION AND IS CONSIDERED CONFIDENTIAL. IT SHALL NOT BE MODIFIED, COPIED, OR DISTRIBUTED WITHOUT PRIOR APPROVAL. THIS INFORMATION SHOULD ONLY BE USED FOR THE SPECIFIC PROJECT INTENDED.

OVERALL REFLECTED CEILING PLAN
SHEET NO.

A-120

ISSUED FOR CONSTRUCTION

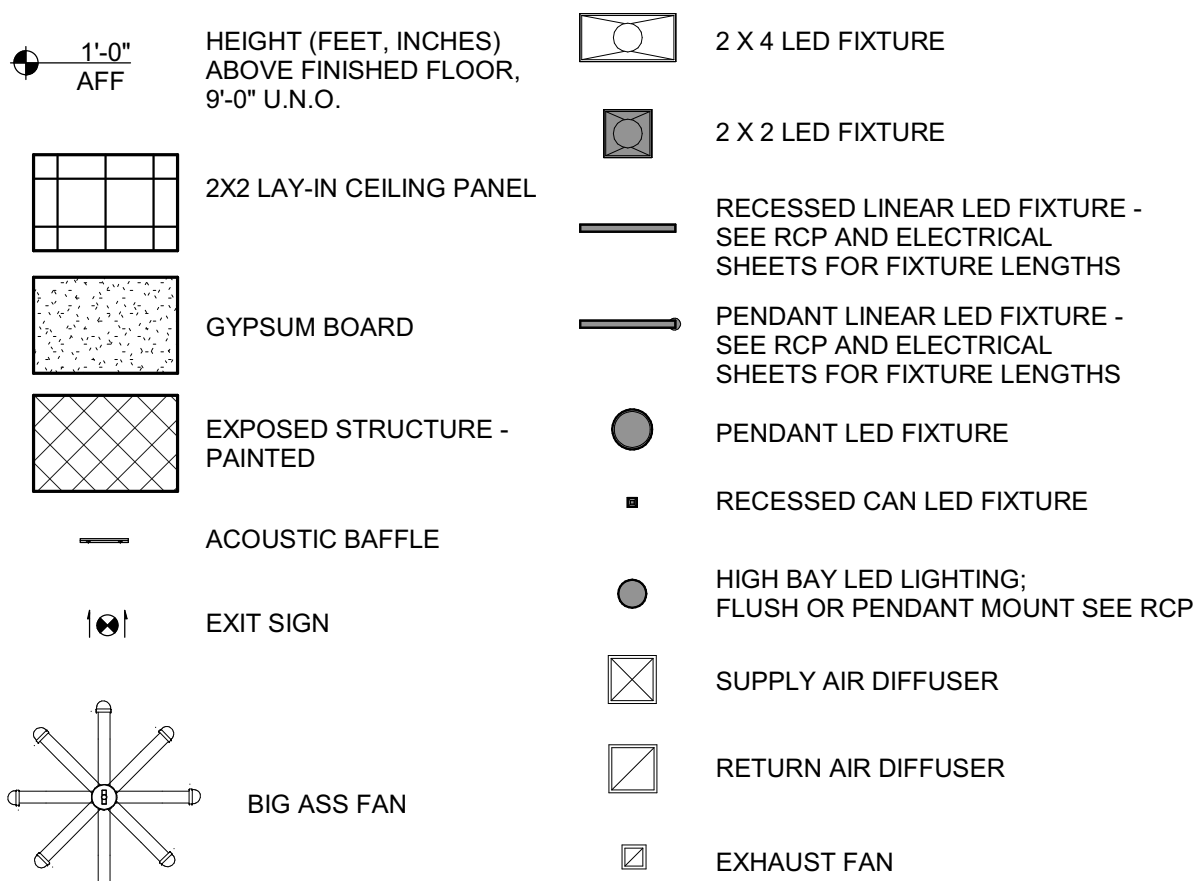
REFLECTED CEILING PLAN SHEET NOTES

RCP LEGEND

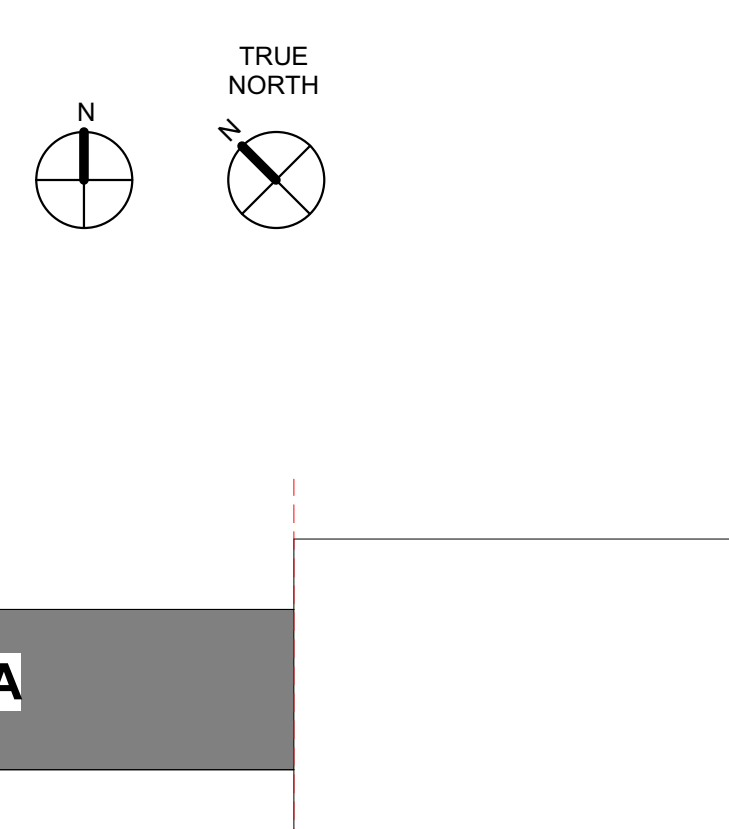
PARTITION LEGEND

KEY PLAN

- SEE SHEET A-003 FOR WALL TYPES AND HEIGHT OF WALLS ABOVE CEILING.
- SEE FINISH SCHEDULE FOR CEILING TYPES & MATERIALS IN EACH ROOM / AREA.
- PERIMETER TRUCK FOR ALL ACUSTICAL CEILING GRIDS TO BE 2" WIDE INSTALLED IN ACCORDANCE WITH IBC AND CISCA GUIDELINES.
- DIMENSIONS ARE TO FACE OF FINISH
- CEILING GRID/TILES TO BE CENTERED IN ALL ROOMS UNLESS NOTED OTHERWISE. PARTIAL TILES AT ROOM PERIMETERS SHALL NOT BE LESS THAN 6" IN EITHER DIMENSION.
- ALL CEILING TO BE 9'-0" AFF. UNO. CEILING HEIGHTS SHOWN ON THE REFLECTED CEILING PLANS ARE NON-TYPICAL AND SPECIFIC TO THE AREA INDICATED.
- SEE ELECTRICAL, FIRE ALARM AND FIRE PROTECTION DRAWINGS FOR SPECIAL SYSTEMS, SMOKE DETECTORS, LIGHTING AND WALL MOUNTED FIXTURES NOT SHOWN ON THIS SHEET. COORDINATE LOCATIONS OF ALL FIXTURES NOT INDICATED WITH LAYOUT INDICATED ON THIS SHEET.
- LIGHT FIXTURES AND MECHANICAL DIFFUSERS ARE SHOWN FOR POSITIONING IN FINISH CEILING SYSTEM. COORDINATE WITH MECHANICAL AND ELECTRICAL DRAWINGS FOR FIXTURE TYPES, MECHANICAL DIFFUSERS, WALL MOUNTED FIXTURES AND INSTALLATION OF FIXTURES IN SPACES WITHOUT CEILINGS (LIGHTING AND HVAC DIFFUSERS ARE SHOWN FOR COORDINATION ONLY - SEE MECHANICAL AND ELECTRICAL DRAWINGS FOR SPECIFIC INFORMATION).
- SEE MECHANICAL FLOOR PLANS FOR EXTENT OF EXPOSED DUCTWORK IN EXPOSED STRUCTURE AREAS WITHOUT CEILINGS.
- PAINT ALL EXPOSED DUCTWORK, PIPING, HANGERS, ETC IN AREAS WITHOUT CEILINGS.
- SEE MECHANICAL AND ELECTRICAL DRAWINGS FOR MOUNTING LOCATIONS OF ITEMS WHERE NO CEILING IS INDICATED.
- CENTER LIGHTS, DIFFUSERS, EXIT SIGNS, SMOKE DETECTORS, SPEAKERS, GENERAL ALARM SPEAKERS/STROBES & MISC DEVICES IN CEILING TILES WHERE THEY ARE LOCATED. ALIGN MULTIPLE ITEM CENTER OR EDGES.
- LOCATE MECHANICAL GRILLES AND DIFFUSERS SHOWN IN CORNERS OR NEAR WALL TO 12" OFF WALLS, UNO.
- INSTALL ACCESS PANELS IN GYPSUM BOARD CEILINGS AT DUCT DAMPER CONTROLS, DUCT MOUNTED SMOKE DETECTORS, MANUAL DUCT CONTROLS, ETC.
- ALL SINGLE LIGHT FIXTURES SHALL BE CENTERED IN THE CEILING WITHIN THEY OCCUR.
- LIGHTS LOCATED IN STAIRS SHALL OCCUR AT EACH FLOOR AND INTERMEDIATE LANDINGS.
- LOCATE SPRINKLER HEADS IN THE CENTER ZONE OF THE CEILING TILE. ALIGN CORRIDOR SPRINKLER HEADS IN THE SAME LINE PARALLEL TO THE WALL WITHIN EACH SPECIFIC CEILING CONSTRUCTION.
- SPRINKLER HEADS, OTHER THAN CONCEALED, SHALL BE FULLY RECESSED (CENTER IN CEILING TILE).
- ALL GWB CEILINGS TO RECEIVE CONCEALED SPRINKLER HEADS.



- ALL INTERIOR METAL STUD PARTITIONS TO BE TYPE A3SX U.N.O.
 - NON-RATED PARTITION W/O SOUND BATT INSULATION. SEE PARTITION SCHEDULE.
 - NON-RATED PARTITION WITH SOUND BATT INSULATION. SEE PARTITION SCHEDULE.
- NOTE: SEE SHEET A-003 FOR CONSTRUCTION OF PARTITION TYPES



DRAWING NO.
CFD-####-A-0111-41CC2B

MAILING ADDRESS:
P.O. BOX 1007
CHARLOTTE, NC 28201

Safety Expectations:

Reduce Risk
Remove Exposures to Hazards
Reinforce Safe Behavior

SEAL 05.24.2023

DUNN OPERATIONS CENTER

1269 Jonesboro Rd.
Harnett County, NC 28334

OPERATIONS BUILDING

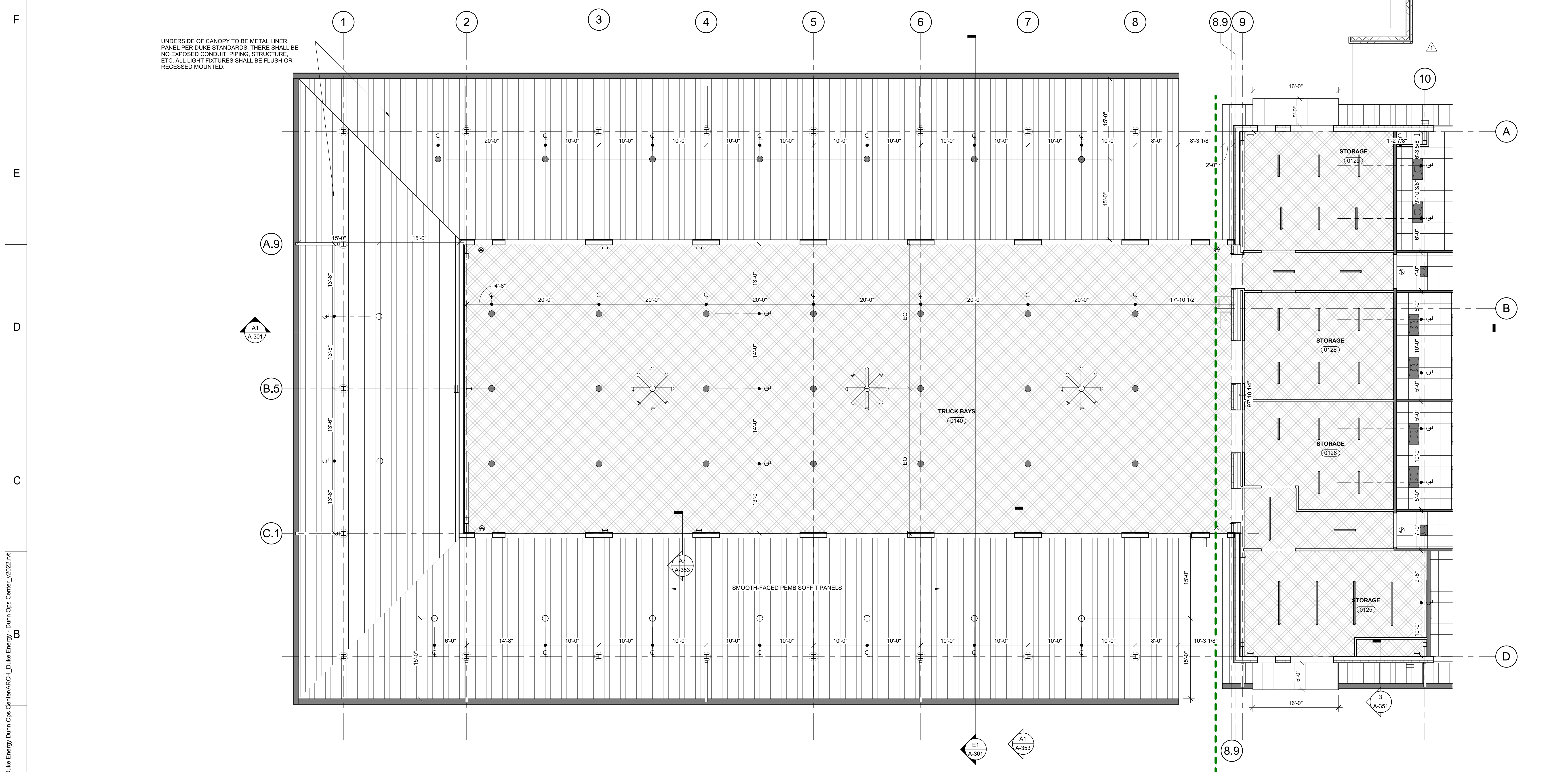
MARK	DATE	DRN BY	REVISION
9			
8			
7			
6			
5			
4			
3	09.22.23		CLIENT CHANGES
2	05.24.23		ISSUED FOR CONSTRUCTION

PROJECT NO: 9101-223870
DRAWING NUMBER
CFD-####-A-0111-41CC2B

ELECTRONIC FILE NAME:
DRAWN BY: Author
CHK'D BY: Checker DATE: 05.24.2023
E-MAIL: JOHNKINCHELOE@LS3P.COM

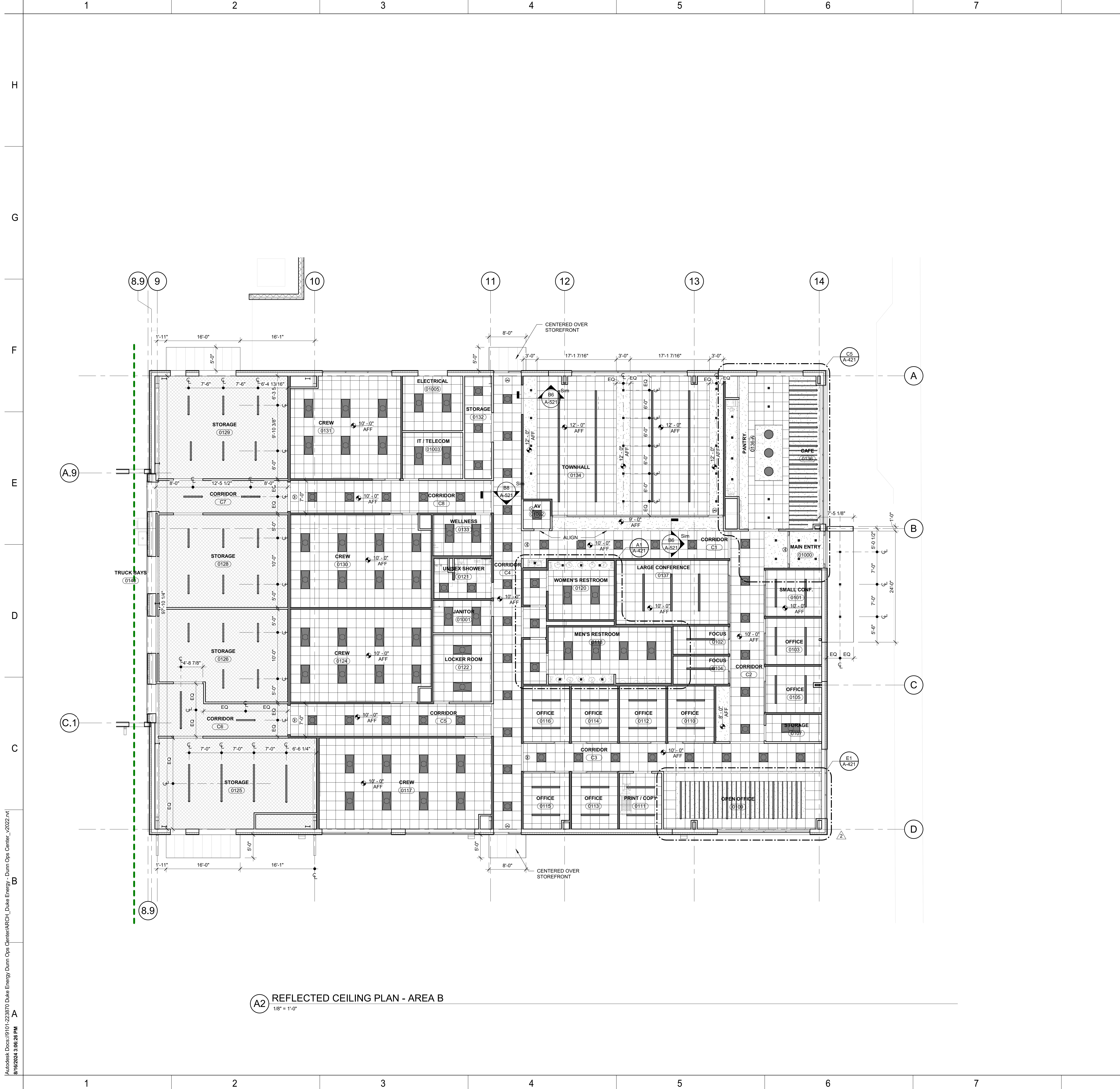
THIS DESIGN DRAWING IS THE EXCLUSIVE PROPERTY OF DUKE ENERGY CORPORATION AND IS CONSIDERED CONFIDENTIAL. IT SHALL NOT BE MODIFIED, COPIED, OR DISTRIBUTED WITHOUT PRIOR APPROVAL. THIS INFORMATION SHOULD ONLY BE USED FOR THE SPECIFIC PROJECT INTENDED.

SHEET TITLE:
REFLECTED CEILING PLAN AREA A
SHEET NO.
A-121



A1 REFLECTED CEILING PLAN - AREA A
1/8" = 1'-0"

Autodesk Docs/9101-223870/Duke Energy - Dunn Ops Center/ARCH/Duke Energy - Dunn Ops Center_2022.rvt 8/16/2024 3:06:23 PM



A2 REFLECTED CEILING PLAN - AREA B
1/8" = 1'-0"

REFLECTED CEILING PLAN SHEET NOTES

- SEE SHEET A-003 FOR WALL TYPES AND HEIGHT OF WALLS ABOVE CEILING.
- SEE FINISH SCHEDULE FOR CEILING TYPES & MATERIALS IN EACH ROOM / AREA.
- PERIMETER TRACK FOR ALL ACOUSTICAL CEILING GRIDS TO BE 2" WIDE INSTALLED IN ACCORDANCE WITH IBC AND CISC&A GUIDELINES.
- DIMENSIONS ARE TO FACE OF FINISH
- CEILING GRIDS/TILES TO BE CENTERED IN ALL ROOMS UNLESS NOTED OTHERWISE. PARTIAL TILES AT ROOM PERIMETERS SHALL NOT BE LESS THAN 6" IN EITHER DIMENSION.
- ALL CEILINGS TO BE 9'-0" AFF. UNO. CEILING HEIGHTS SHOWN ON THE REFLECTED CEILING PLANS ARE NON-TYPICAL AND SPECIFIC TO THE AREA INDICATED.
- SEE ELECTRICAL, FIRE ALARM AND FIRE PROTECTION DRAWINGS FOR SPECIAL SYSTEMS, SMOKE DETECTORS, LIGHTING AND WALL MOUNTED FIXTURES NOT SHOWN ON THIS SHEET. COORDINATE LOCATIONS OF ALL FIXTURES NOT INDICATED WITH LAYOUT INDICATED ON THIS SHEET.
- LIGHT FIXTURES AND MECHANICAL DIFFUSERS ARE SHOWN FOR POSITIONING IN FINISH CEILING SYSTEM. COORDINATE WITH MECHANICAL AND ELECTRICAL DRAWINGS FOR FIXTURE TYPES, MECHANICAL DIFFUSERS, WALL MOUNTED FIXTURES AND INSTALLATION OF FIXTURES IN SPACES WITHOUT CEILINGS. (LIGHTING AND HVAC DIFFUSERS ARE SHOWN FOR COORDINATION ONLY - SEE MECHANICAL AND ELECTRICAL DRAWINGS FOR SPECIFIC INFORMATION)
- SEE MECHANICAL FLOOR PLANS FOR EXTENT OF EXPOSED DUCTWORK IN EXPOSED STRUCTURE AREAS WITHOUT CEILINGS.
- PAINT ALL EXPOSED DUCTWORK, PIPING, HANGERS, ETC IN AREAS WITHOUT CEILINGS
- SEE MECHANICAL AND ELECTRICAL DRAWINGS FOR MOUNTING LOCATIONS OF ITEMS WHERE NO CEILING IS INDICATED.
- CENTER LIGHTS, DIFFUSERS, EXIT SIGNS, SMOKE DETECTORS, SPEAKERS, GENERAL ALARM SPEAKERS/STROBES & MISC DEVICES IN CEILING TILES WHERE THEY ARE LOCATED. ALIGN MULTIPLE ITEM CENTER OR EDGES.
- LOCATE MECHANICAL GRILLES AND DIFFUSERS SHOWN IN CORNERS OR NEAR WALL TO 12" OFF WALLS, UNO.
- INSTALL ACCESS PANELS IN GYPSUM BOARD CEILINGS AT DUCT DAMPER CONTROLS, DUCT MOUNTED SMOKE DETECTORS, MANUAL DUCT CONTROLS, ETC.
- ALL SINGLE LIGHT FIXTURES SHALL BE CENTERED IN THE CEILING WITHIN THEY OCCUR.
- LIGHTS LOCATED IN STAIRS SHALL OCCUR AT EACH FLOOR AND INTERMEDIATE LANDINGS.
- LOCATE SPRINKLER HEADS IN THE CENTER ZONE OF THE CEILING TILE. ALIGN CORRIDOR SPRINKLER HEADS IN THE SAME LINE PARALLEL TO THE WALL WITHIN EACH SPECIFIC CEILING CONSTRUCTION.
- SPRINKLER HEADS, OTHER THAN CONCEALED, SHALL BE FULLY RECESSED (CENTER IN CEILING TILE).
- ALL GWB CEILINGS TO RECEIVE CONCEALED SPRINKLER HEADS.

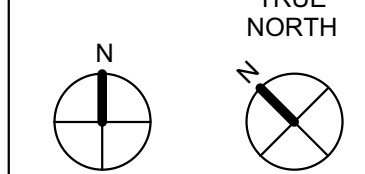
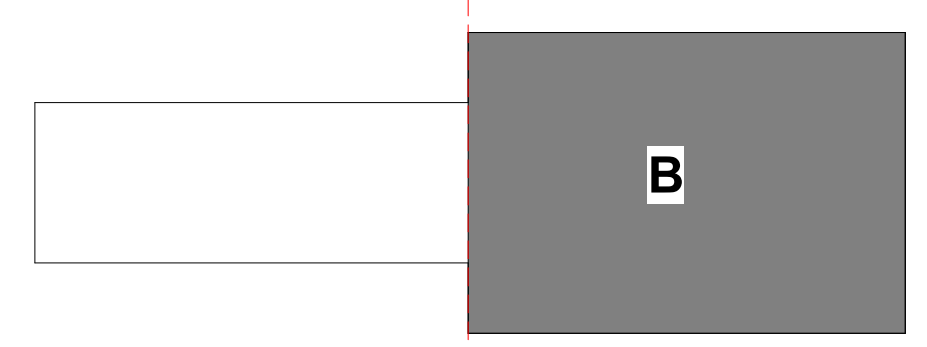
RCP LEGEND

	HEIGHT (FEET, INCHES) ABOVE FINISHED FLOOR, 9'-0" UNO.		2 X 4 LED FIXTURE
			2 X 2 LED FIXTURE
			RECESSED LINEAR LED FIXTURE - SEE RCP AND ELECTRICAL SHEETS FOR FIXTURE LENGTHS
			PENDANT LINEAR LED FIXTURE - SEE RCP AND ELECTRICAL SHEETS FOR FIXTURE LENGTHS
			PENDANT LED FIXTURE
			RECESSED CAN LED FIXTURE
			HIGH BAY LED LIGHTING: FLUSH OR PENDANT MOUNT SEE RCP
			SUPPLY AIR DIFFUSER
			RETURN AIR DIFFUSER
			EXHAUST FAN


PARTITION LEGEND

- ALL INTERIOR METAL STUD PARTITIONS TO BE TYPE ASSX U.N.O.
- -
- NOTE: SEE SHEET A-003 FOR CONSTRUCTION OF PARTITION TYPES

KEY PLAN




DRAWING NO.
CFD-####-A-0211-41CC2B



MAILING ADDRESS:
P.O. BOX 1007
CHARLOTTE, NC 28201

Safety Expectations:

	Reduce Risk
	Remove Exposures to Hazards
	Reinforce Safe Behavior



CERT. NO. 50417	ARCHITECT
CHARLOTTE, NORTH CAROLINA	W. RINKAID COLE

SEAL 05.24.2023

DUNN OPERATIONS CENTER

1269 Jonesboro Rd.
Harnett County, NC 28334

OPERATIONS BUILDING

MARK	DATE	DRN BY	REVISION
6			
5			
4			
3			
2			
1			
0	05.24.23		ISSUED FOR CONSTRUCTION

PROJECT NO: 9101-223870
DRAWING NUMBER
CFD-####-A-0211-41CC2B

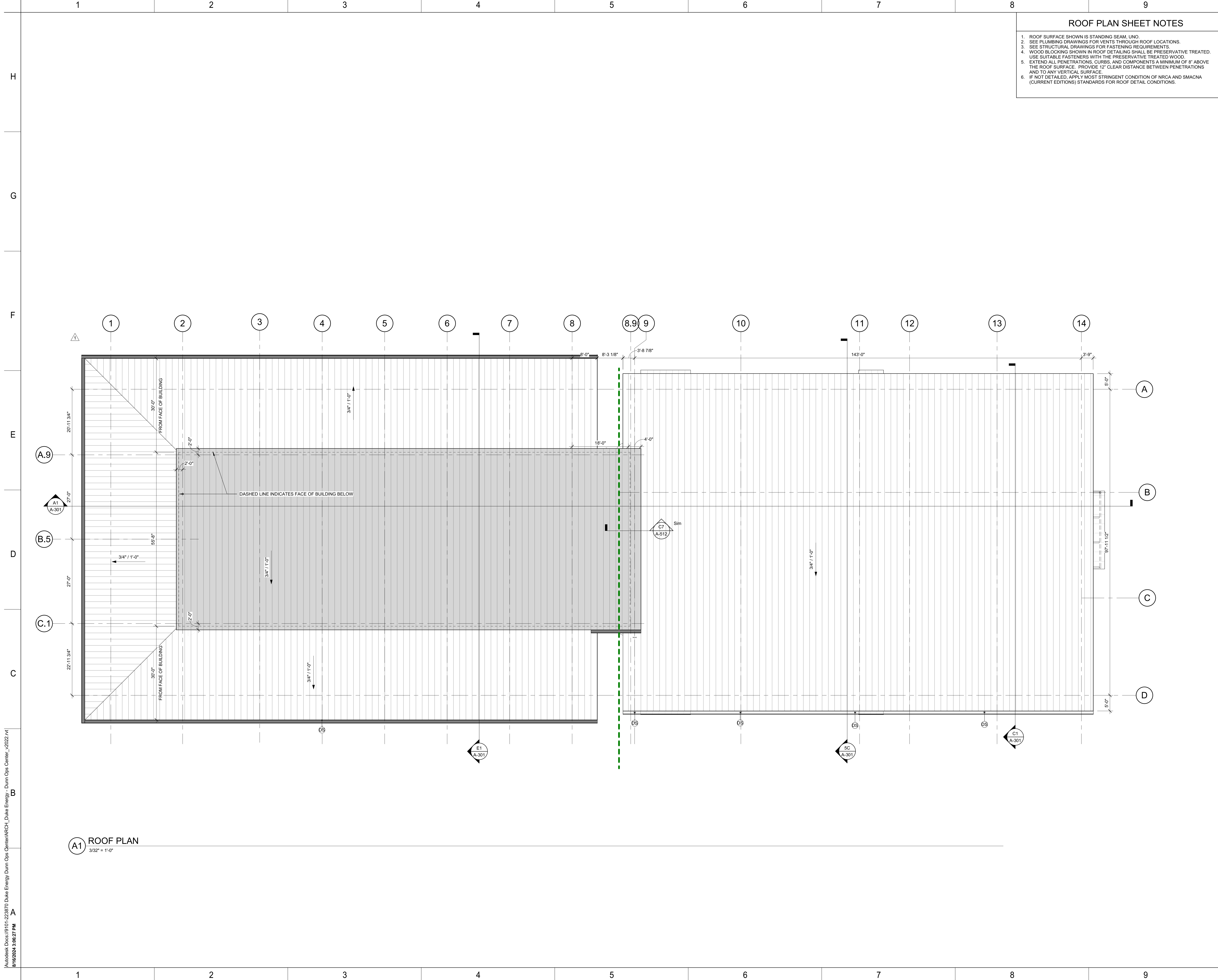
ELECTRONIC FILE NAME:
DRAWN BY: Author
CHK'D BY: Checker DATE: 05.24.2023
E-MAIL: JOHNKINCHELOE@LS3P.COM

REFLECTED CEILING PLAN AREA B

SHEET NO.
A-122


ISSUED FOR CONSTRUCTION

Autodesk Docs/9101-223870 Duke Energy Dunn Ops Center/ARCH/Duke Energy - Dunn Ops Center_v2022.rvt 8/16/2024 3:06:26 PM



- ROOF PLAN SHEET NOTES**
1. ROOF SURFACE SHOWN IS STANDING SEAM UNO.
 2. SEE PLUMBING DRAWINGS FOR VENTS THROUGH ROOF LOCATIONS.
 3. SEE STRUCTURAL DRAWINGS FOR FASTENING REQUIREMENTS.
 4. WOOD BLOCKING SHOWN IN ROOF DETAILING SHALL BE PRESERVATIVE TREATED. USE SUITABLE FASTENERS WITH THE PRESERVATIVE TREATED WOOD.
 5. EXTEND ALL PENETRATIONS, CURBS, AND COMPONENTS A MINIMUM OF 8" ABOVE THE ROOF SURFACE. PROVIDE 12" CLEAR DISTANCE BETWEEN PENETRATIONS AND TO ANY VERTICAL SURFACE.
 6. IF NOT DETAILED, APPLY MOST STRINGENT CONDITION OF NRCA AND SMACNA (CURRENT EDITIONS) STANDARDS FOR ROOF DETAIL CONDITIONS.

DRAWING NO.
CFD-####-A-0R10-41CC2B




MAILING ADDRESS:
P.O. BOX 1007
CHARLOTTE, NC 28201

Safety Expectations:

ILLNESS ZERO INJURY ZERO

- Reduce Risk
- Remove Exposures to Hazards
- Reinforce Safe Behavior



DUNN OPERATIONS CENTER

1269 Jonesboro Rd.
Harnett County, NC 28334

OPERATIONS BUILDING

MARK	DATE	DRN BY	REVISION
9			
8			
7			
6			
5			
4			
3			
2			
1			
0	09.22.23		CLIENT CHANGES
	05.24.23		ISSUED FOR CONSTRUCTION

PROJECT NO: 9101-223870
DRAWING NUMBER
CFD-####-A-0R10-41CC2B

ELECTRONIC FILE NAME:
DRAWN BY: Author

CHK'D BY: Checker DATE: 05.24.2023

E-MAIL: JOHNKINCHELOE@LS3P.COM


THIS DESIGN DRAWING IS THE EXCLUSIVE PROPERTY OF DUKE ENERGY CORPORATION AND IS CONSIDERED CONFIDENTIAL. IT SHALL NOT BE MODIFIED, COPIED, OR DISTRIBUTED WITHOUT PRIOR APPROVAL. THIS INFORMATION SHOULD ONLY BE USED FOR THE SPECIFIC PROJECT INTENDED.

SHEET TITLE:
ROOF PLAN

SHEET NO.
A-151

ISSUED FOR CONSTRUCTION

Autodesk Docs\9101-223870 Duke Energy\Drawings\ARCH\Dunn Ops Center_v2022.rvt
8/16/2024 3:06:27 PM



EXTERIOR ELEVATION LEGEND

NO.	MATERIAL	COLOR/PRODUCT MATCH
1	MP. BLUE SMOOTH METAL PANEL	COLOR: HAWAIIAN BLUE MANF: BASIS OF DESIGN IS MBCI FW120-0
2	MP. GRAY HORIZONTAL RIBBED METAL PANEL	COLOR: SLATE GRAY MANF: BASIS OF DESIGN IS MBCI MASTERLINE 16
3	MP. WHITE HORIZONTAL RIBBED METAL PANEL	COLOR: POLAR WHITE MANF: BASIS OF DESIGN IS MBCI MASTERLINE 16
4	STANDING SEAM METAL ROOF PANELS	COLOR: GALVALUME MANF: BASIS OF DESIGN IS MBCI BATTENLOK HS 12" WIDTH
5	PREFAB CANOPY BY PEMB MANUFACTURER	COLOR: POLAR WHITE TO MATCH MGBI COLOR CHART
6	OVERHEAD MOTORIZED COILING DOOR.	
7	4'-0" HIGH 8" DIA. STEEL PIPE BOLLARD FILLED WITH CONCRETE	SAFETY YELLOW
10	5'-0" HIGH CONCRETE WRAPPED COLUMN BASE	SAFETY YELLOW
11	ALUMINUM DOWNSPOUT, TIE INTO STORM DRAINAGE	COLOR: CHARCOAL GREY TO MATCH MGBI COLOR CHART
12	ALUMINUM STROEFRONT WINDOW SYSTEM	COLOR: POLAR WHITE BASIS OF DESIGN: KAWNEER TRIFAB 451

	METAL PANEL - BLUE SMOOTH		METAL PANEL - GRAY HORIZONTAL RIBBED		METAL PANEL - WHITE HORIZONTAL RIBBED
--	---------------------------	--	--------------------------------------	--	---------------------------------------

NOTES:

- CONCRETE APRON UNDERNEATH CANOPY, REFER TO CIVIL.
- STANDING SEAM METAL ROOF, PANELS WITH CONCEALED FASTENERS.
- PROVIDE NEW EXHAUST LOUVERS AND FAN, SEE MECHANICAL.


DRAWING NO.
CFD-####-A-2001-41CC2B



MAILING ADDRESS:
P.O. BOX 1007
CHARLOTTE, NC 28201

Safety Expectations:

Reduce Risk
Remove Exposures to Hazards
Reinforce Safe Behavior



DUNN OPERATIONS CENTER

1269 Jonesboro Rd.
Harnett County, NC 28334

OPERATIONS BUILDING

MARK	DATE	DRN BY	REVISION
1			
2			
3			
4			
5			
6			
7			
8			
9			
10			
11			
12			
13			
14			

OWNER: VE	ISSUED FOR CONSTRUCTION
CLIENT: CHANGES	
DATE: 03.27.24	
DATE: 09.22.23	
DATE: 05.24.23	

PROJECT NO: 9101-223870
DRAWING NUMBER
CFD-####-A-2001-41CC2B

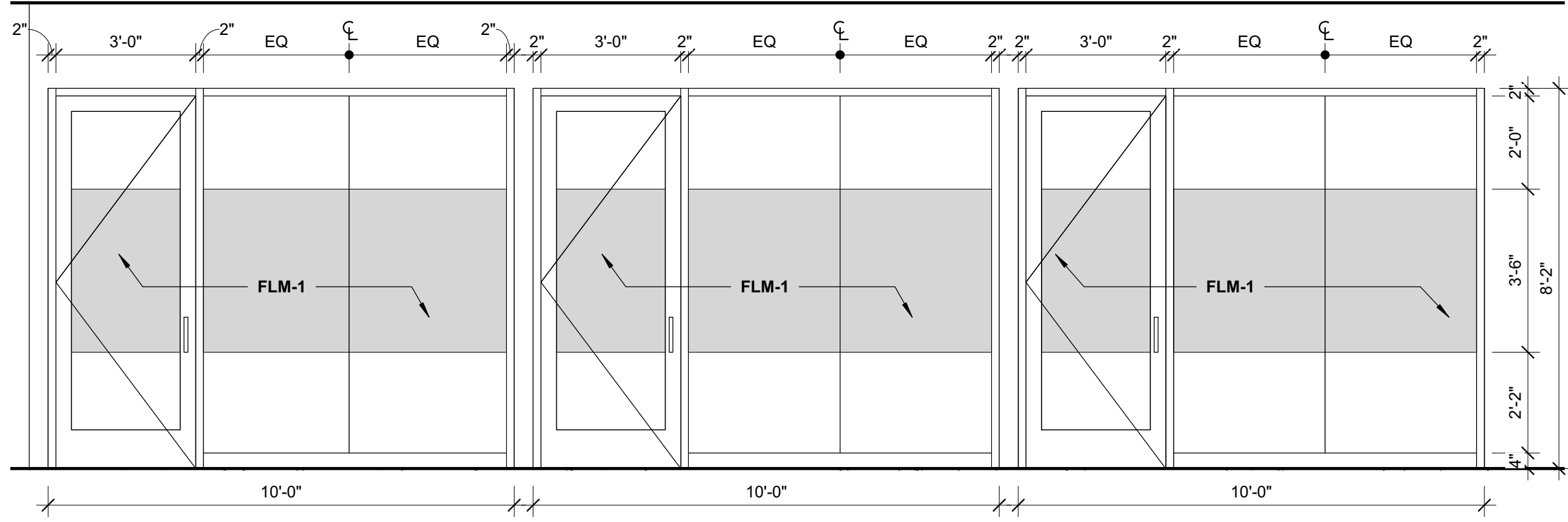
ELECTRONIC FILE NAME:
DRAWN BY: Author
CHKD BY: Checker DATE: 05.24.2023
E-MAIL: JOHNKINCHLOE@LS3P.COM

EXTERIOR ELEVATIONS

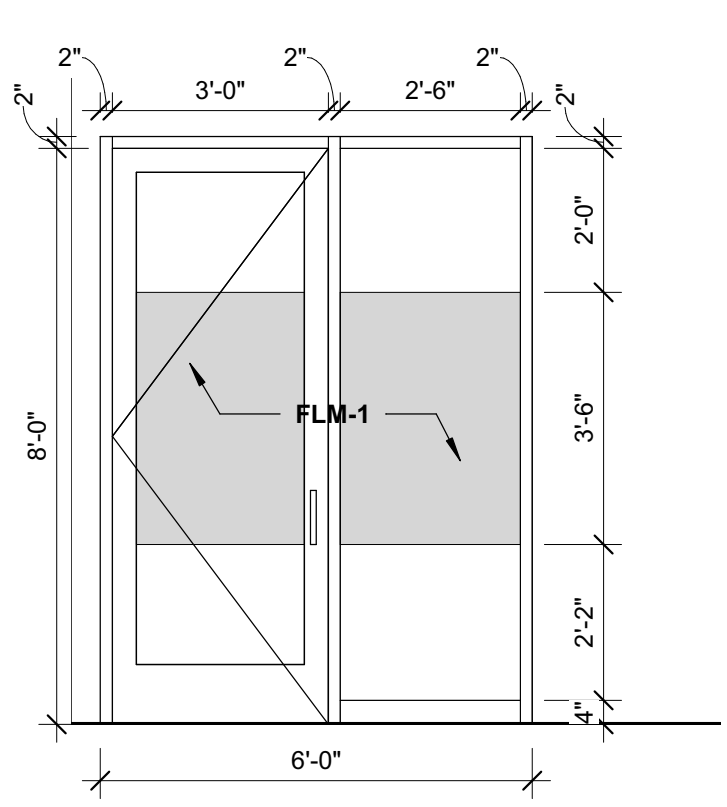
SHEET NO.
A-201

ISSUED FOR CONSTRUCTION

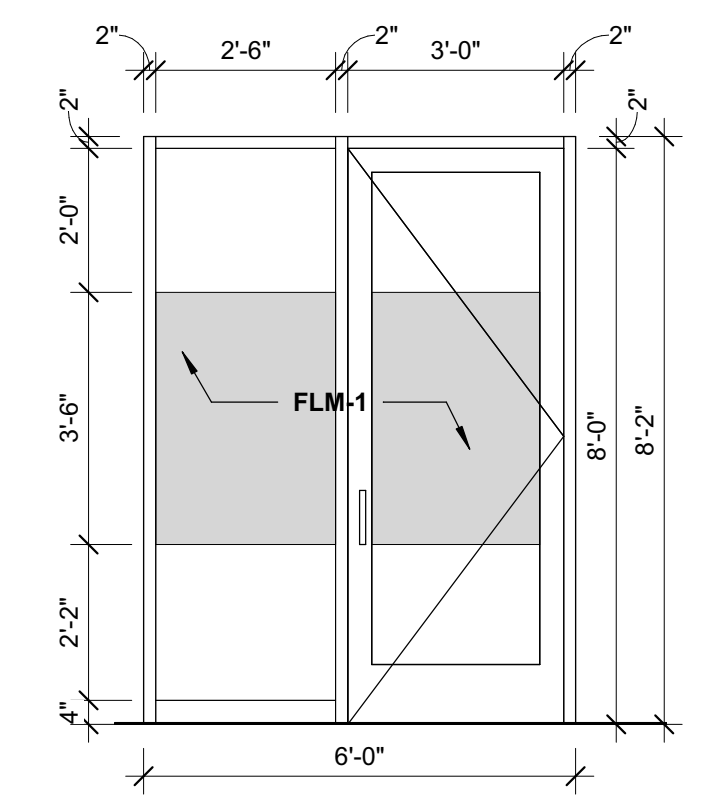
Autodesk Docs/9101-223870 Duke Energy Dunn Ops Center/ARCH/Duke Energy - Dunn Ops Center_202322.rvt
8/16/2024 3:06:35 PM



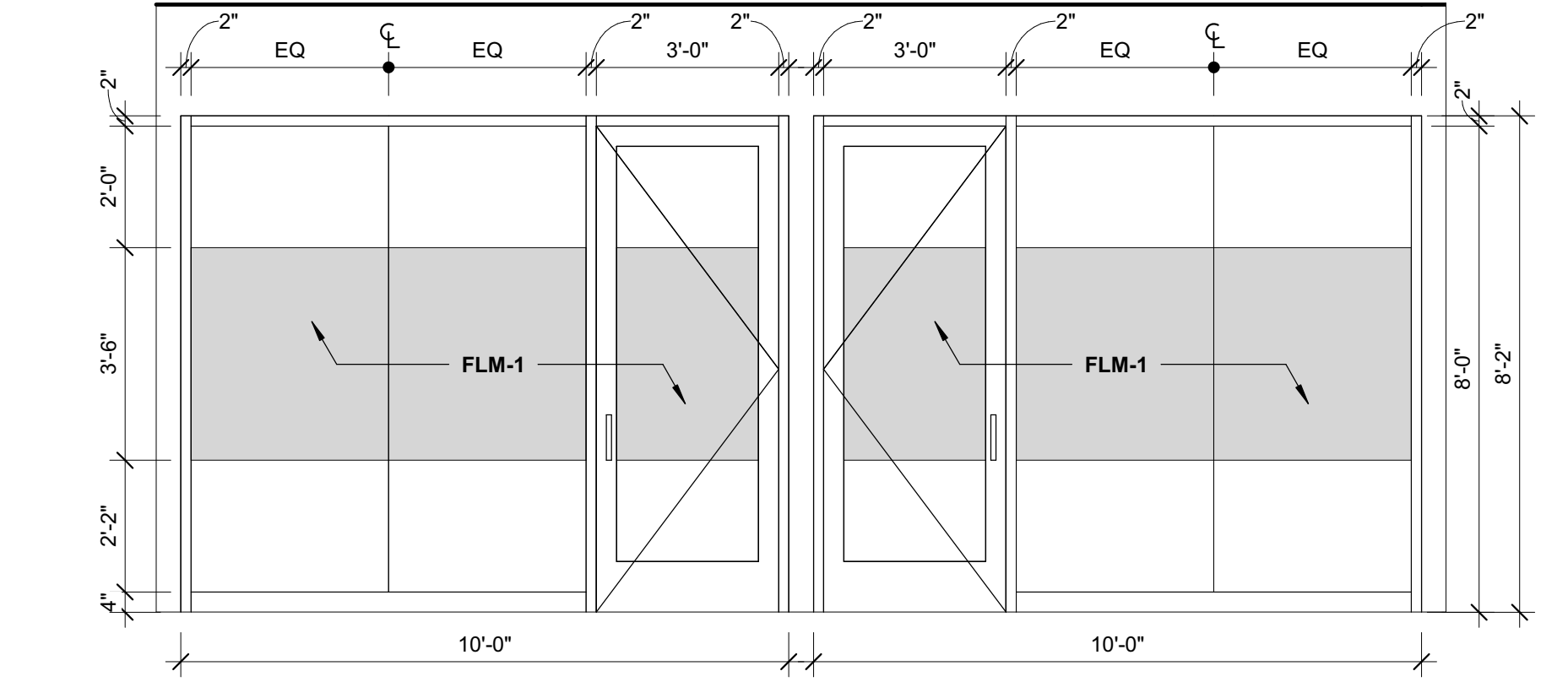
G1 INTERIOR ELEVATION - CORRIDOR C2 - EAST
3/8" = 1'-0"



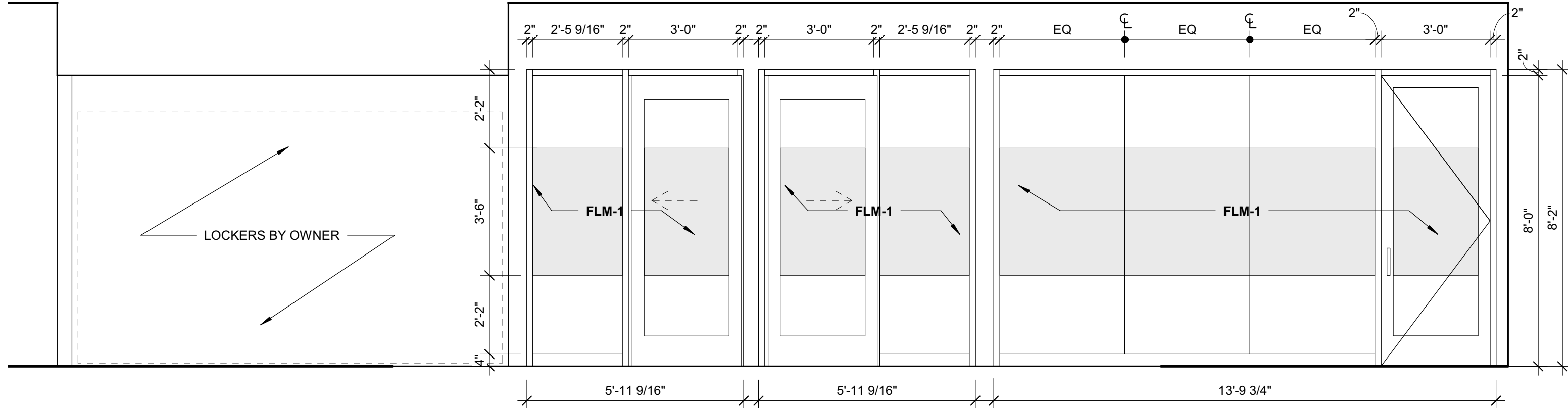
G4 INTERIOR ELEVATION - CREW, SWING LEFT
3/8" = 1'-0"



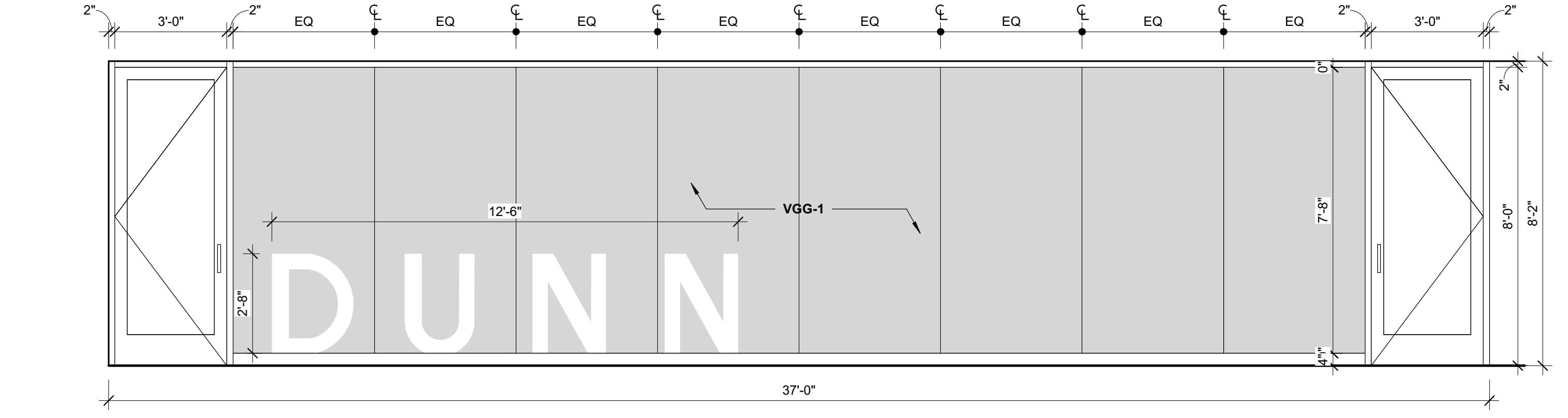
G6 INTERIOR ELEVATION - CREW, SWING RIGHT
3/8" = 1'-0"



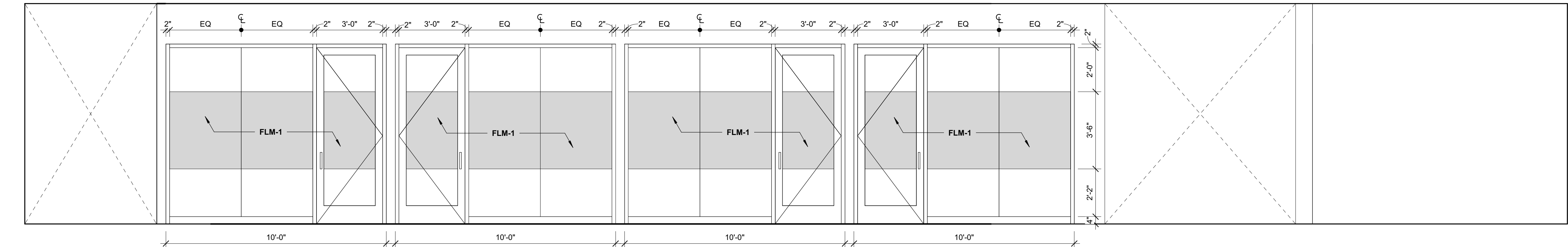
E1 INTERIOR ELEVATION - OPEN OFFICE, PRINT COPY, OFFICES
3/8" = 1'-0"



E4 INTERIOR ELEVATION - CORRIDOR C2 - WEST
3/8" = 1'-0"




C1 INTERIOR ELEVATION - TOWNHALL 0119 - N
3/8" = 1'-0"



A1 INTERIOR ELEVATION - OFFICES
3/8" = 1'-0"


Autodesk Docs/9101-223870 Duke Energy Dunn Ops Center/ARCH/Duke Energy - Dunn Ops Center_2022.rvt
8/16/2024 3:06:36 PM

DRAWING NO.
CFD-####-A-2501-41CC2B



MAILING ADDRESS:
P.O. BOX 1007
CHARLOTTE, NC 28201

Safety Expectations:
ILLNESS ZERO INJURY ZERO
Reduce Risk
Remove Exposures to Hazards
Reinforce Safe Behavior



DUNN OPERATIONS CENTER

1269 Jonesboro Rd.
Harnett County, NC 28334

OPERATIONS BUILDING

MARK	DATE	DRN BY	REVISION
1	09.22.23		CLIENT CHANGES
2	09.24.23		ISSUED FOR CONSTRUCTION

PROJECT NO: 9101-223870
DRAWING NUMBER
CFD-####-A-2501-41CC2B

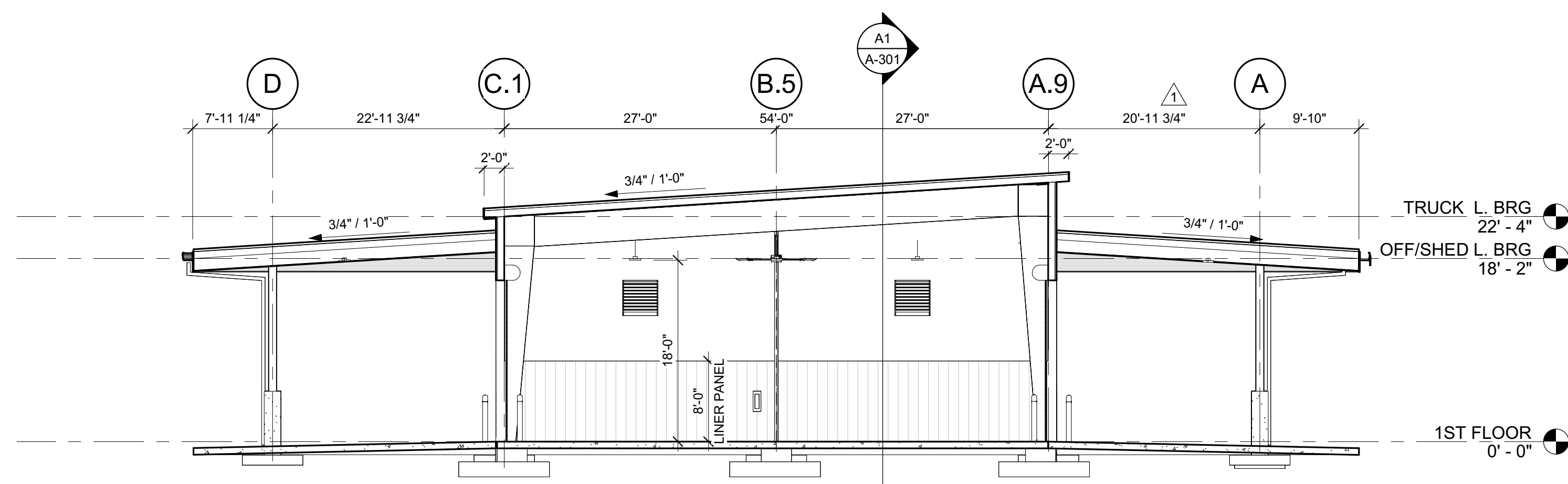
ELECTRONIC FILE NAME:
DRAWN BY: Author
CHK'D BY: Checker DATE: 05.24.2023
E-MAIL: JOHNKINCHELOE@LS3P.COM

THIS DESIGN DRAWING IS THE EXCLUSIVE PROPERTY OF DUKE ENERGY CORPORATION AND IS CONSIDERED CONFIDENTIAL. IT SHALL NOT BE MODIFIED, COPIED, OR DISTRIBUTED WITHOUT PRIOR APPROVAL. THIS INFORMATION SHOULD ONLY BE USED FOR THE SPECIFIC PROJECT INTENDED.

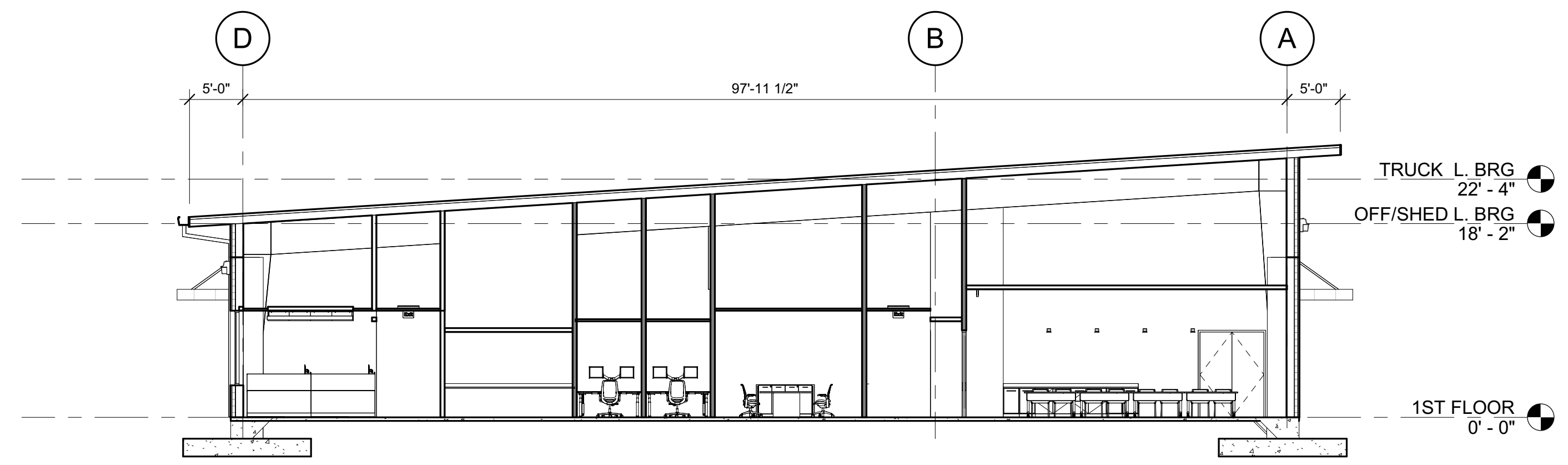
SHEET TITLE:
INTERIOR ELEVATIONS

SHEET NO.
A-251

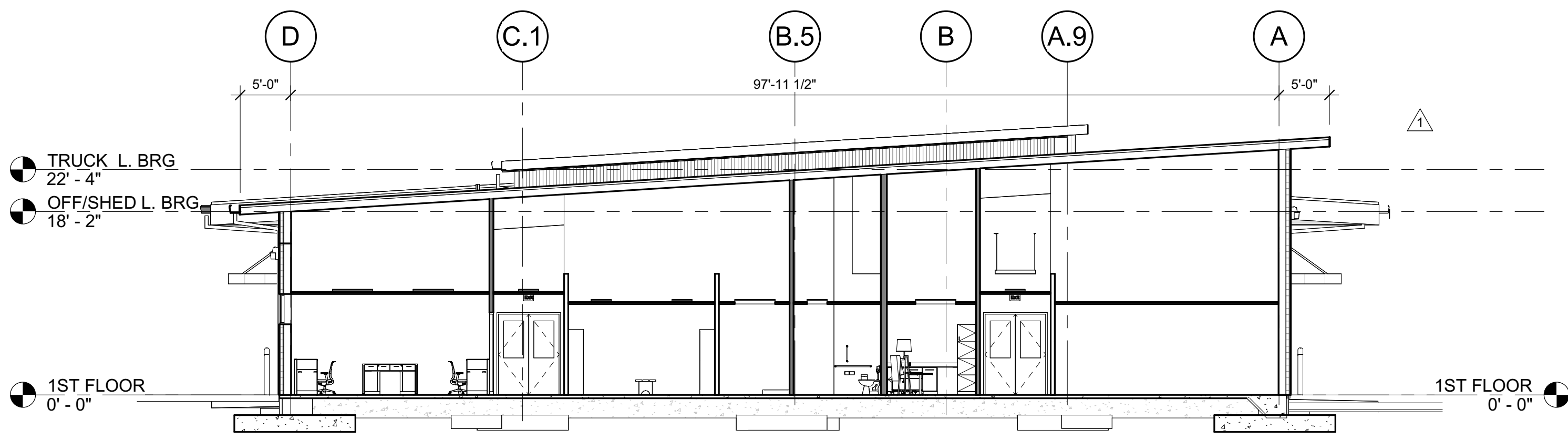
ISSUED FOR CONSTRUCTION



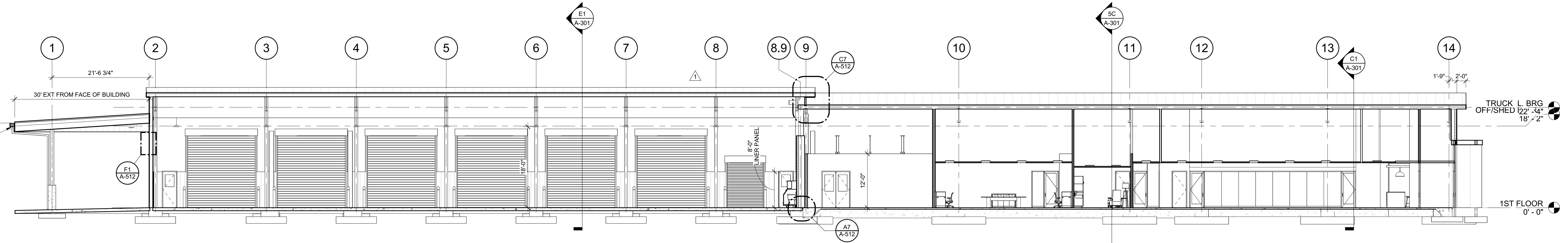
E1 SECTION - N/S TRUCK BAYS
1" = 10'-0"



C1 SECTION - N/S OPEN OFFICE/TOWNHALL
1" = 10'-0"




5C SECTION - N/S CORRIDOR
1" = 10'-0"



A1 SECTION - E/W TRUCKBAY/WAREHOUSE/CREW/RESTROOMS/
1" = 10'-0"



Autodesk Docs\9101-223870 Duke Energy Dunn Ops Center\ARCH_L\ Duke Energy - Dunn Ops Center_2022.rvt
8/16/2024 3:06:41 PM

DRAWING NO.
CFD-####-A-3001-41CC2B



MAILING ADDRESS:
P.O. BOX 1007
CHARLOTTE, NC 28201

Safety Expectations:
ILLNESS **ZERO** Reduce Risk
INJURY **ZERO** Remove Exposures to Hazards
REINFORCE SAFE BEHAVIOR



DUNN OPERATIONS CENTER

1269 Jonesboro Rd.
Harnett County, NC 28334

OPERATIONS BUILDING

MARK	DATE	DRN BY	REVISION
1	09.22.23		CLIENT CHANGES
2	09.22.23		ISSUED FOR CONSTRUCTION

PROJECT NO: 9101-223870
DRAWING NUMBER

CFD-####-A-3001-41CC2B

ELECTRONIC FILE NAME:

DRAWN BY: Author

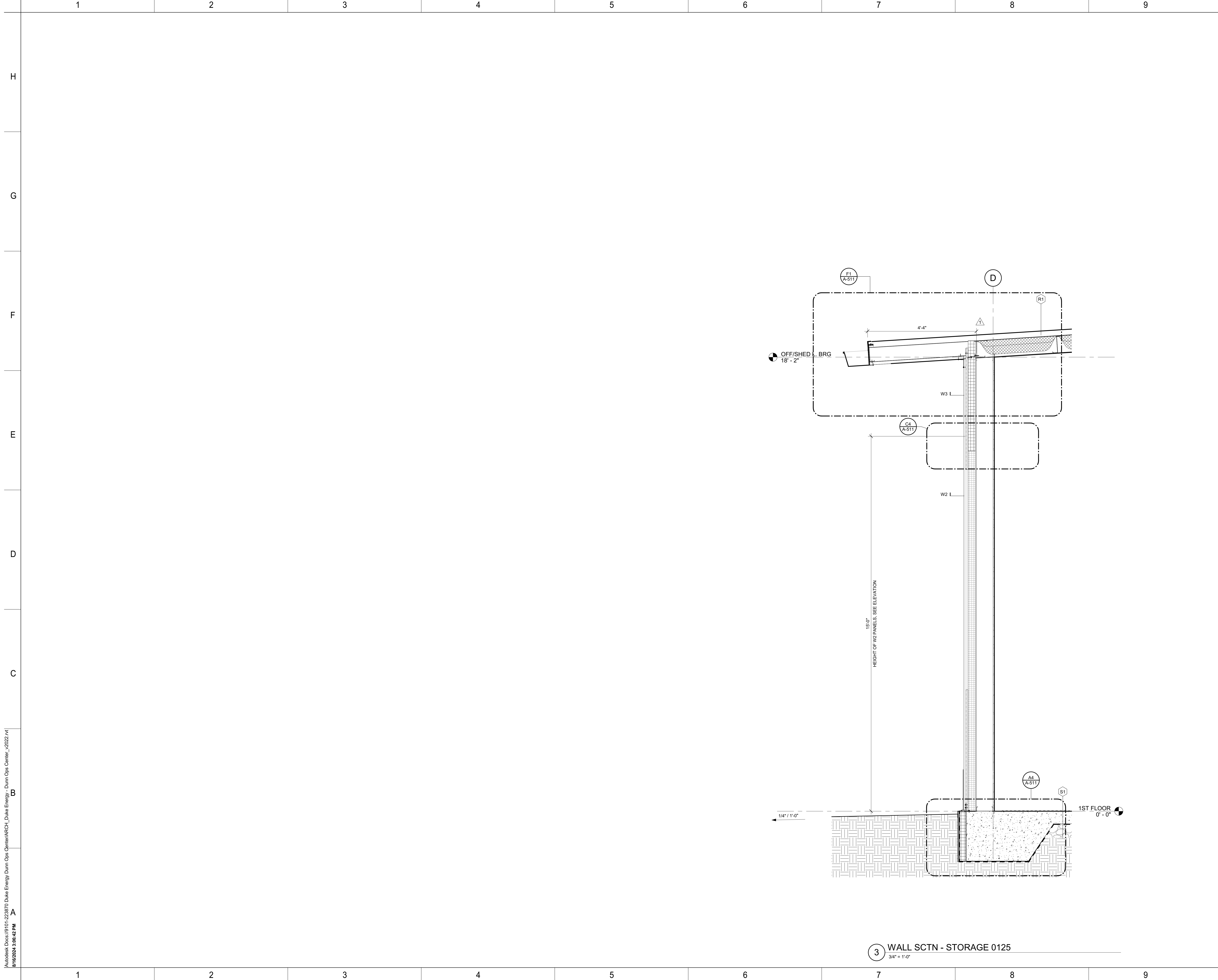
CHK'D BY: Checker DATE: 05.24.2023

E-MAIL: JOHNKINCHELOE@LS3P.COM

SHEET TITLE:
BUILDING SECTIONS


SHEET NO.
A-301

ISSUED FOR CONSTRUCTION





3 WALL SCTN - STORAGE 0125
3/4" = 1'-0"

DRAWING NO.
CFD-####-A-3002-41CC2B



MAILING ADDRESS:
P.O. BOX 1007
CHARLOTTE, NC 28201

Safety Expectations:
 Reduce Risk
 Remove Exposures to Hazards
 Reinforce Safe Behavior



DUNN OPERATIONS CENTER

1269 Jonesboro Rd.
Harnett County, NC 28334

OPERATIONS BUILDING

MARK	DATE	DRN BY	REVISION
9			
8			
7			
6			
5			
4			
3	03.27.24	OWNER - VE	ISSUED FOR CONSTRUCTION
2	05.24.23		
1			

PROJECT NO: 9101-223870
DRAWING NUMBER

CFD-####-A-3002-41CC2B

ELECTRONIC FILE NAME:
DRAWN BY: Author

CHK'D BY: Checker DATE: 05.24.2023

E-MAIL: JOHNKINCHELOE@LS3P.COM

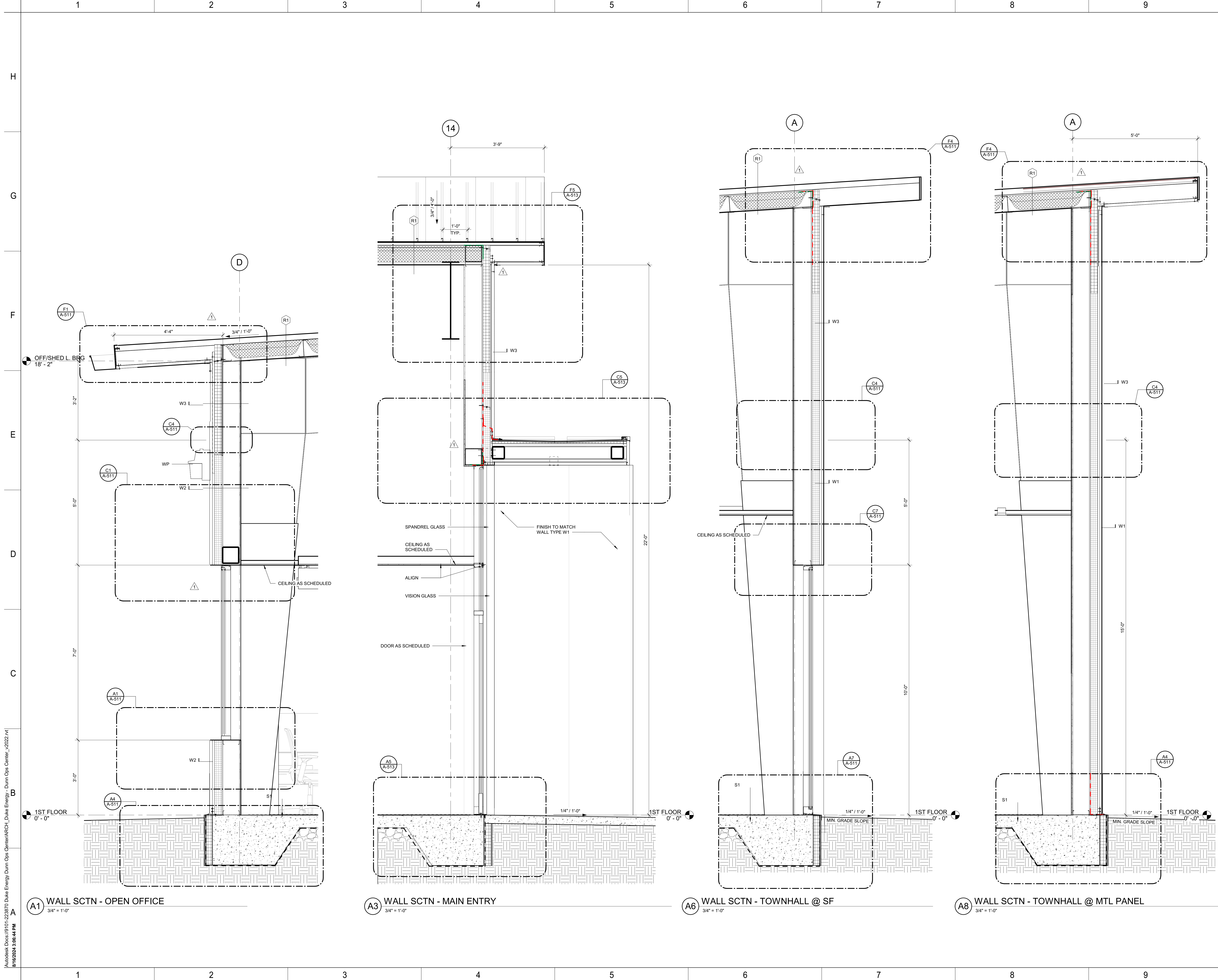
THIS DESIGN DRAWING IS THE EXCLUSIVE PROPERTY OF DUKE ENERGY CORPORATION AND IS CONSIDERED CONFIDENTIAL. IT SHALL NOT BE MODIFIED, COPIED, OR DISTRIBUTED WITHOUT PRIOR APPROVAL. THIS INFORMATION SHOULD ONLY BE USED FOR THE SPECIFIC PROJECT INTENDED.

SHEET TITLE:
WALL SECTIONS

SHEET NO.
A-351

ISSUED FOR CONSTRUCTION

Autodesk Docs/9101-223870 Duke Energy - Dunn Ops Center/ARCH/Dunn Ops Center_v2022.rvt
8/16/2024 3:06:42 PM



Autodesk Docs/9101-223870 Duke Energy - Dunn Ops Center/ARCH - Dunn Ops Center_v2022.rvt
 8/16/2024 3:06:44 PM


A1 WALL SCTN - OPEN OFFICE
3/4" = 1'-0"

A3 WALL SCTN - MAIN ENTRY
3/4" = 1'-0"

A6 WALL SCTN - TOWNHALL @ SF
3/4" = 1'-0"

A8 WALL SCTN - TOWNHALL @ MTL PANEL
3/4" = 1'-0"

DRAWING NO.



MAILING ADDRESS:
P.O. BOX 1007
CHARLOTTE, NC 28201

Safety Expectations:

ILLNESS ZERO INJURY ZERO

- Reduce Risk
- Remove Exposures to Hazards
- Reinforce Safe Behavior



LS3P ASSOCIATES PC
REGISTERED ARCHITECT
CERT. NO. 60417
CHARLOTTE, NORTH CAROLINA

ARCHITECT
REGISTERED ARCHITECT
CERT. NO. 10000
CHARLOTTE, NORTH CAROLINA

SEAL 05.24.2023

DUNN OPERATIONS CENTER

1269 Jonesboro Rd.
Harnett County, NC 28334

OPERATIONS BUILDING

MARK	DATE	DRN BY	REVISION
1			
2			
3			
4			
5			
6			
7			
8			
9			
10	05.24.23		ISSUED FOR CONSTRUCTION

PROJECT NO: 9101-223870
DRAWING NUMBER

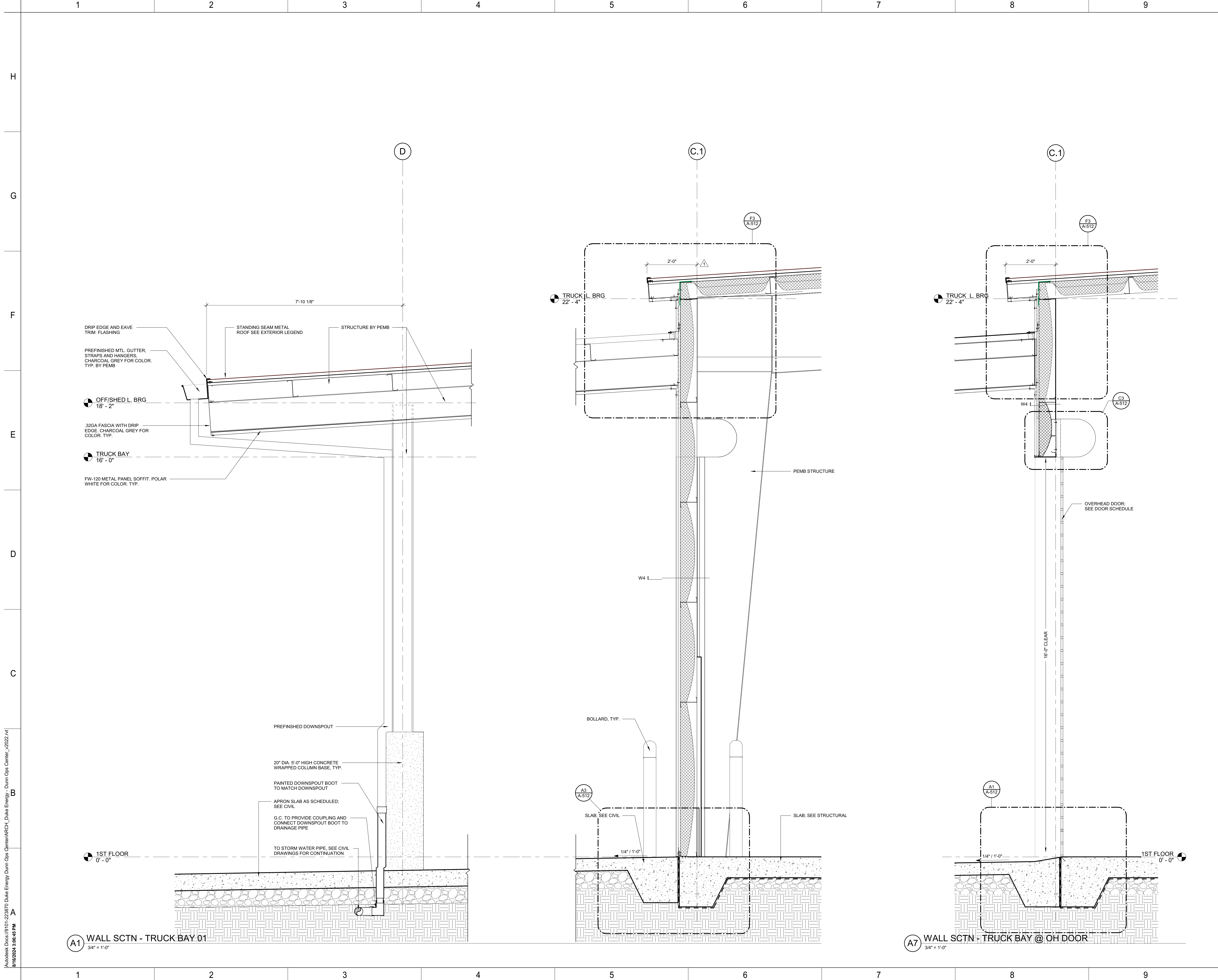
ELECTRONIC FILE NAME:
DRAWN BY: Author
CHK'D BY: Checker DATE: 05.24.2023
E-MAIL: JOHNKINCHELOE@LS3P.COM

WALL SECTIONS

SHEET NO.

A-352

ISSUED FOR CONSTRUCTION



A1 WALL SCTN - TRUCK BAY 01
3/4" = 1'-0"

A7 WALL SCTN - TRUCK BAY @ OH DOOR
3/4" = 1'-0"

Autodesk Docs/9101-223870 Duke Energy Dunn Ops Center/ARCH/Dunn Ops Center_2022.rvt 8/16/2024 3:06:45 PM

DRAWING NO.

MAILING ADDRESS:
P.O. BOX 1007
CHARLOTTE, NC 28201

Safety Expectations:

ILLNESS ZERO INJURY Reduce Risk
Remove Exposures to Hazards
Reinforce Safe Behavior

LS3P

SEAL

05.24.2023

DUNN OPERATIONS CENTER

1269 Jonesboro Rd.
Harnett County, NC 28334

OPERATIONS BUILDING

MARK	DATE	DRN BY	REVISION
1			
2			
3			
4			
5			
6			
7			
8			
9			
10	05.24.23	OWNER - VE	ISSUED FOR CONSTRUCTION

PROJECT NO: 9101-223870
DRAWING NUMBER

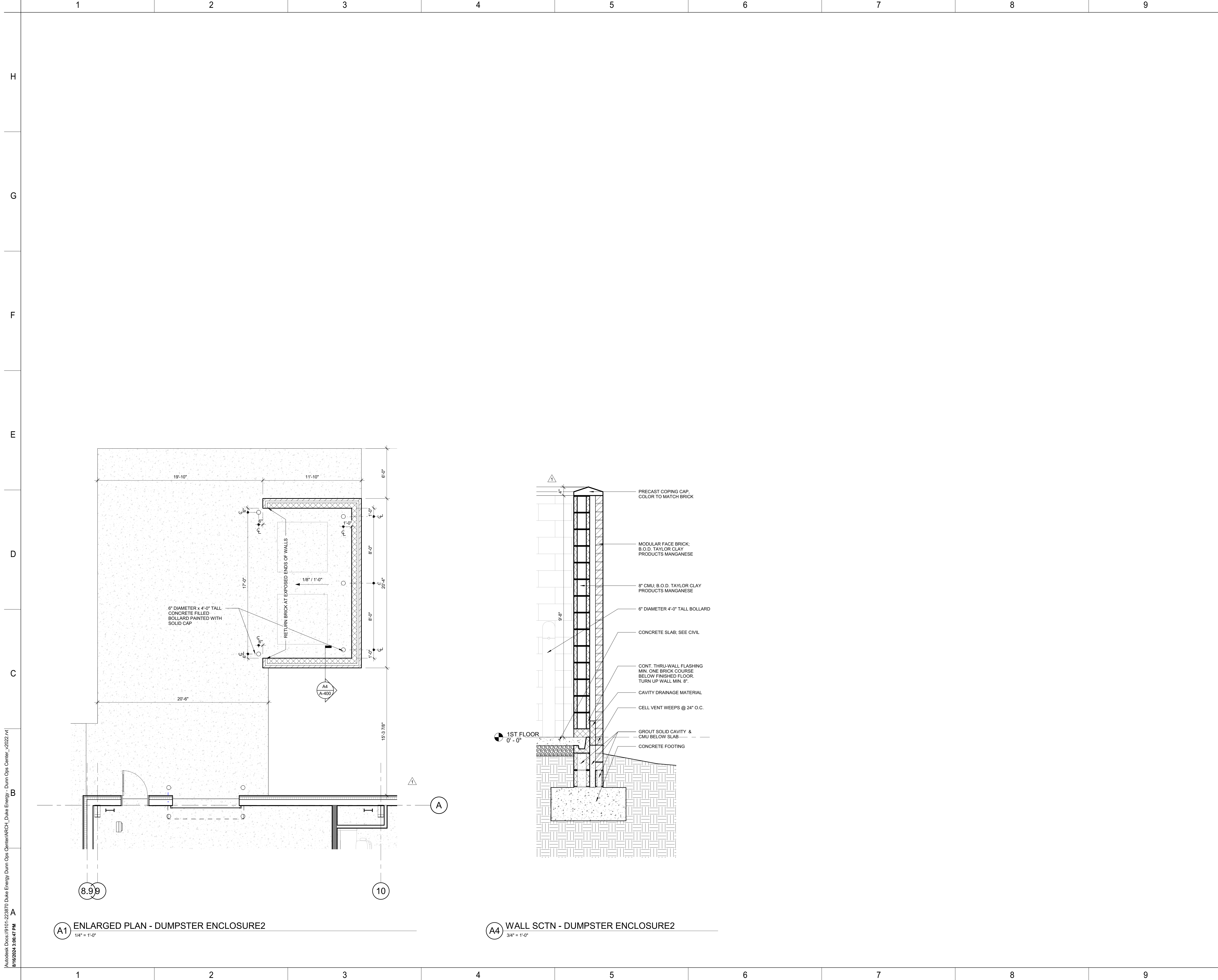
ELECTRONIC FILE NAME:
DRAWN BY: Author
CHK'D BY: Checker DATE: 05.24.2023
E-MAIL: JOHNKINCHLOE@LS3P.COM

THIS DESIGN DRAWING IS THE EXCLUSIVE PROPERTY OF DUKE ENERGY CORPORATION AND IS NOT TO BE REPRODUCED, COPIED, OR DISTRIBUTED WITHOUT PRIOR APPROVAL. THIS INFORMATION SHOULD ONLY BE USED FOR THE SPECIFIC PROJECT INTENDED.

SHEET TITLE:
WALL SECTIONS - TRUCK BAY

SHEET NO.
A-353

ISSUED FOR CONSTRUCTION




Autodesk Docs/9101-223870 Duke Energy Dunn Ops Center/ARCH/Duke Energy - Dunn Ops Center_v2022.rvt
8/16/2024 3:06:47 PM

A1 ENLARGED PLAN - DUMPSTER ENCLOSURE2
1/4" = 1'-0"


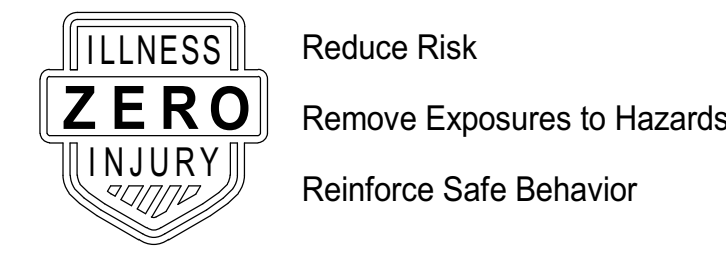
A4 WALL SCTN - DUMPSTER ENCLOSURE2
3/4" = 1'-0"

DRAWING NO.



MAILING ADDRESS:
P.O. BOX 1007
CHARLOTTE, NC 28201

Safety Expectations:



DUNN OPERATIONS CENTER

1269 Jonesboro Rd.
Harnett County, NC 28334

OPERATIONS BUILDING

MARK	DATE	DRN BY	REVISION
9			
8			
7			
6			
5			
4			
3			
2	09.22.23		CLIENT CHANGES
1	05.24.23		ISSUED FOR CONSTRUCTION

PROJECT NO: 9101-223870
DRAWING NUMBER

ELECTRONIC FILE NAME:
DRAWN BY: Author

CHK'D BY: Checker DATE: 05.24.2023

E-MAIL: JOHNKINCHELOE@LS3P.COM

THIS DESIGN DRAWING IS THE EXCLUSIVE PROPERTY OF DUKE ENERGY CORPORATION AND IS CONSIDERED CONFIDENTIAL. IT SHALL NOT BE MODIFIED, COPIED, OR DISTRIBUTED WITHOUT PRIOR APPROVAL. THIS INFORMATION SHOULD ONLY BE USED FOR THE SPECIFIC PROJECT INTENDED.


SHEET TITLE:
ENLARGED DUMPSTER ENCLOSURE

SHEET NO.
A-400

ISSUED FOR CONSTRUCTION


EQUIPMENT ACCESSORIES LEGEND				
DESCRIPTION	MANUFACTURER	MODEL #	SIZE	
REF-1	FREESTANDING REFRIGERATOR & FREEZER	WHIRLPOOL	WRF535SMHZ	36"W x 70 1/8"H x 36"D
TST-1	TOASTER OVEN	HAMILTON BEACH	31142	16.5" W x 10" H x 13 1/8" D
MCW-1	MICROWAVE - DRAWER BUILT-IN	SHARP	SMD3070AS (PROVIDE FLUSH MOUNT DEFLECTOR VENT: SKMD30F0AS)	30 W x 15 7/8" H x 23" D
IWM-1	ICE AND WATER MACHINE	FOLLET	12C1425A-S 12 SERIES SYMPHONY	16" W x 32 1/2" H x 23 1/2" D
CM-1	COFFEE MAKER - OWNER PROVIDED	KEURIG	K3500 (COUNTERTOP)	12 1/2" W x 17 1/4" H x 19" D
CM-2	COFFEE MAKER - OWNER PROVIDED	CAFECTION	TOTAL1 (COUNTERTOP)	19" W x 44" H x 28" D
PTR	AUTOMATIC PAPER TOWEL DISPENSER	GEORGIA PACIFIC	enMOTION 59466 (SEMI-RECESSED)	13.3" W x 16.4" H x 8" D
SDC	LIQUID SOAP - COUNTERTOP	SLOAN	ESD-2000	
FEC	FIRE EXTINGUISHER CABINET	LARSEN	RECESSED / SEMI-RECESSED	9 1/2" W x 24" H x 4 3/4" D

DRAWING NO.
CFD-####-A-4001-41CC2B



MAILING ADDRESS:
P.O. BOX 1007
CHARLOTTE, NC 28201

Safety Expectations:
 Reduce Risk
 Remove Exposures to Hazards
 Reinforce Safe Behavior



SEAL
DUNN OPERATIONS CENTER

1269 Jonesboro Rd.
Harnett County, NC 28334

OPERATIONS BUILDING

MARK	DATE	DRN BY	REVISION
1	09.22.23		CLIENT CHANGES
2	05.24.23		ISSUED FOR CONSTRUCTION

PROJECT NO: 9101-223870
DRAWING NUMBER
CFD-####-A-4001-41CC2B

ELECTRONIC FILE NAME:
DRAWN BY: Author

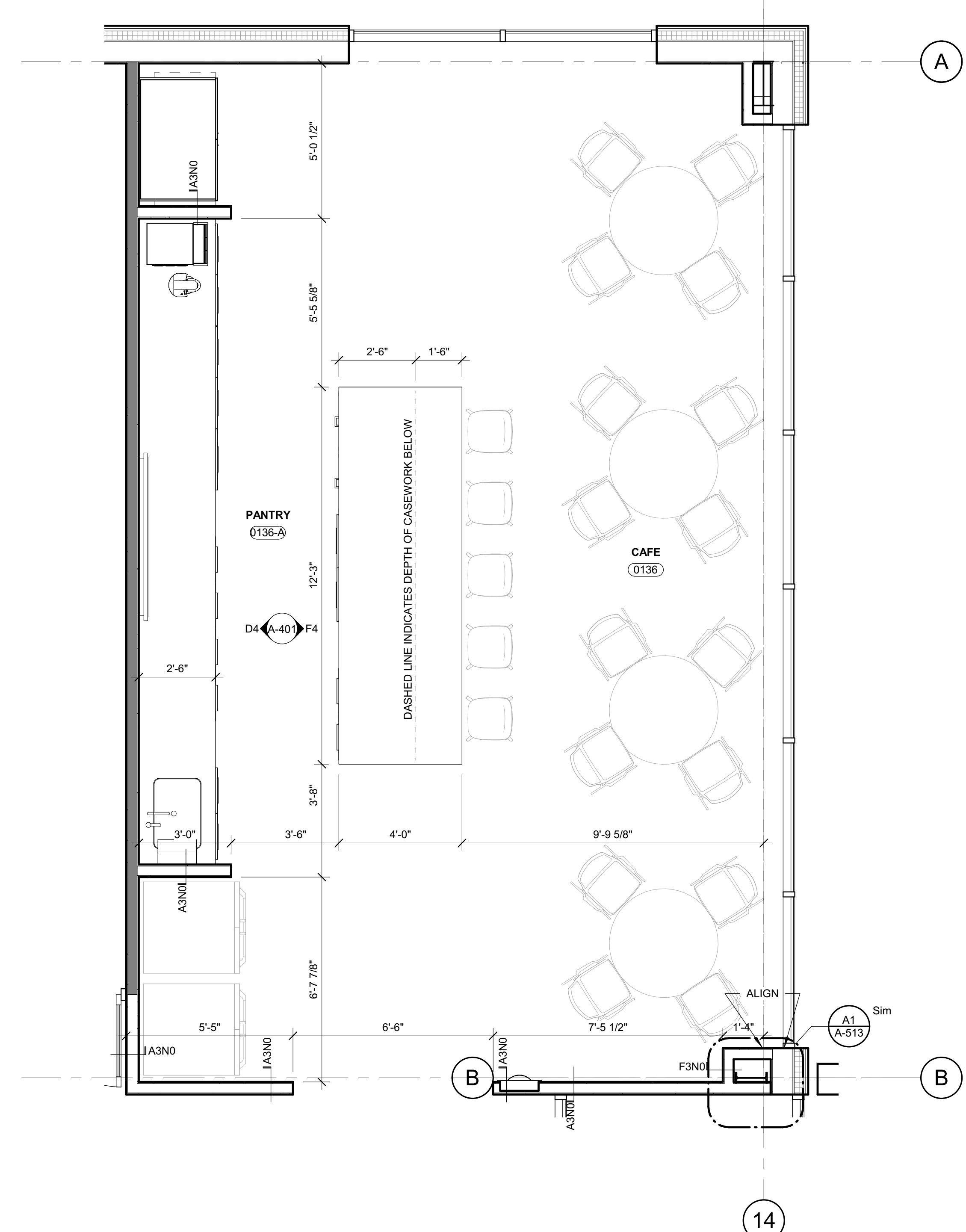
CHK'D BY: Checker DATE: 05.24.2023

E-MAIL: JOHNKINCHELOE@LS3P.COM

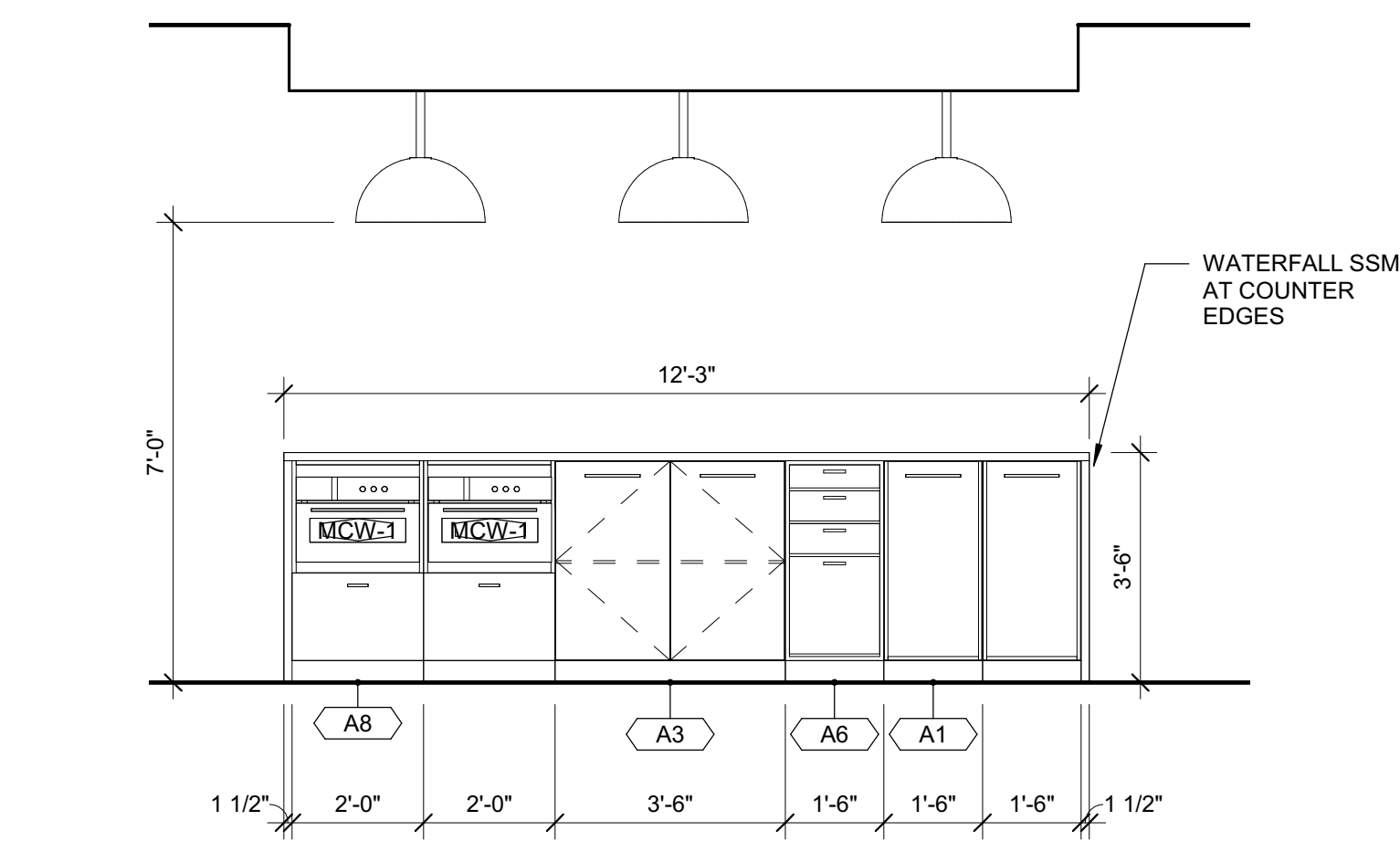
SHEET TITLE:
ENLARGED PLANS & CASEWORK ELEVATIONS
SHEET NO.

A-401

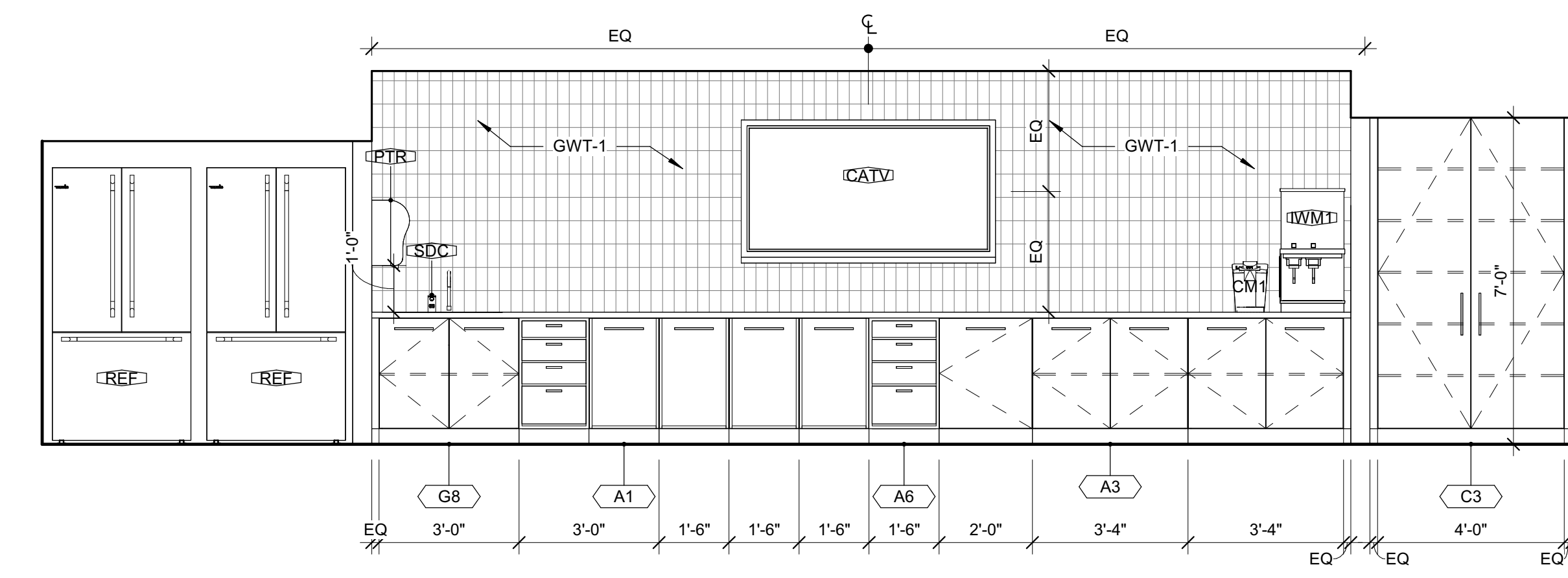
ISSUED FOR CONSTRUCTION



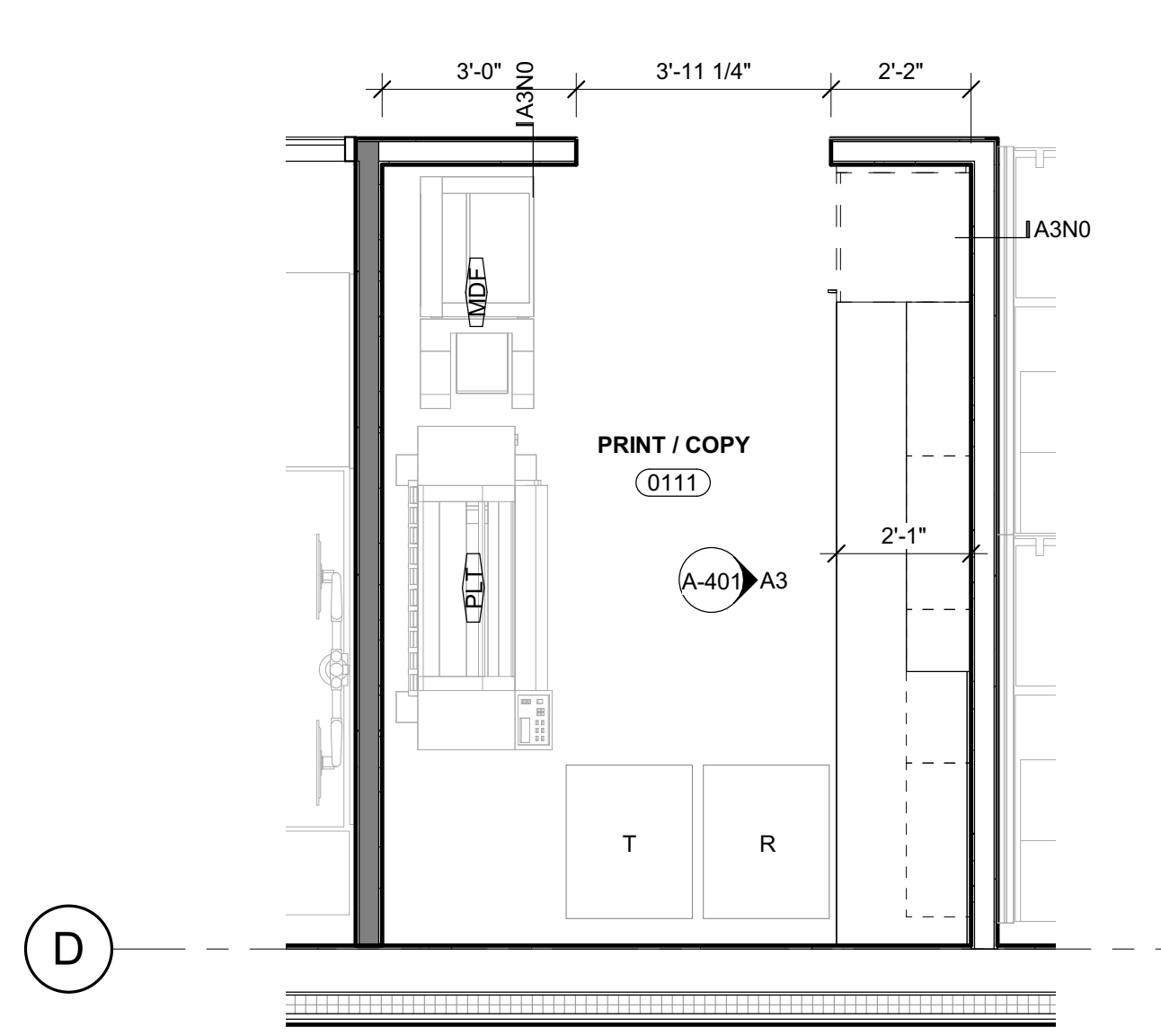
D1 1ST FLOOR - ENLARGED CAFE PLAN
3/8" = 1'-0"



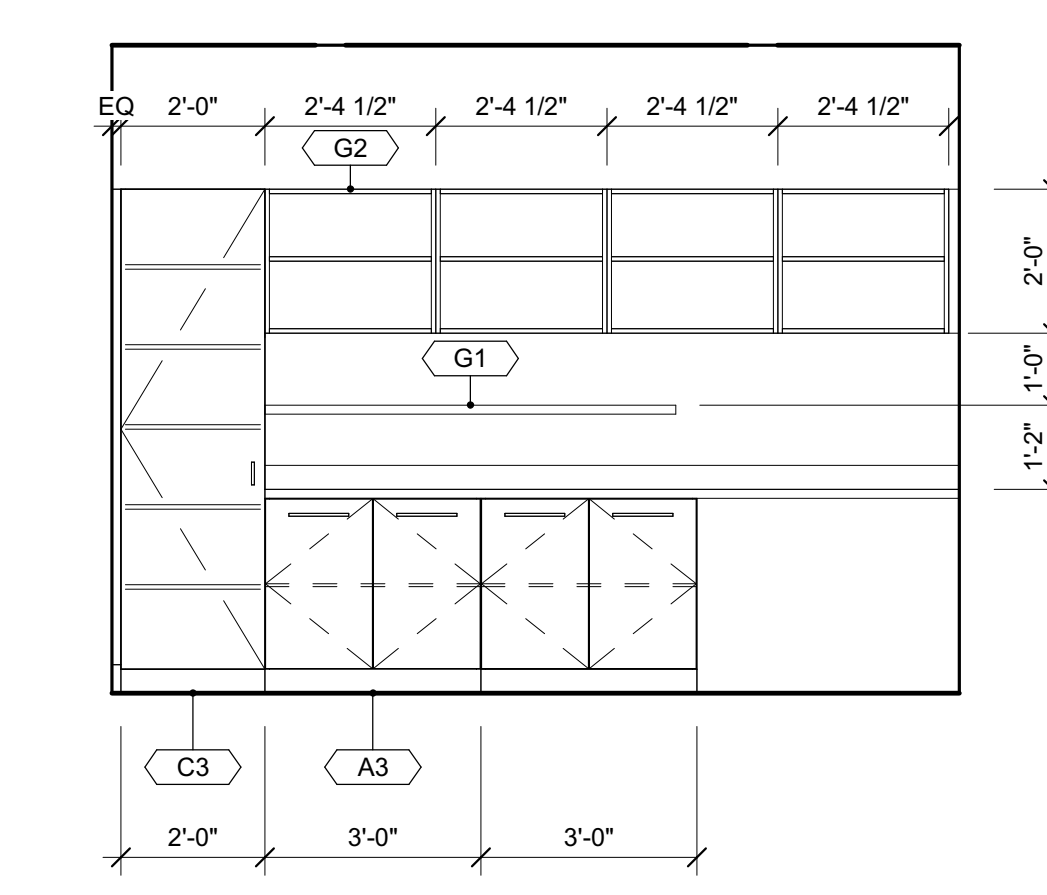
F4 CASEWORK ELEVATION - PANTRY A
3/8" = 1'-0"



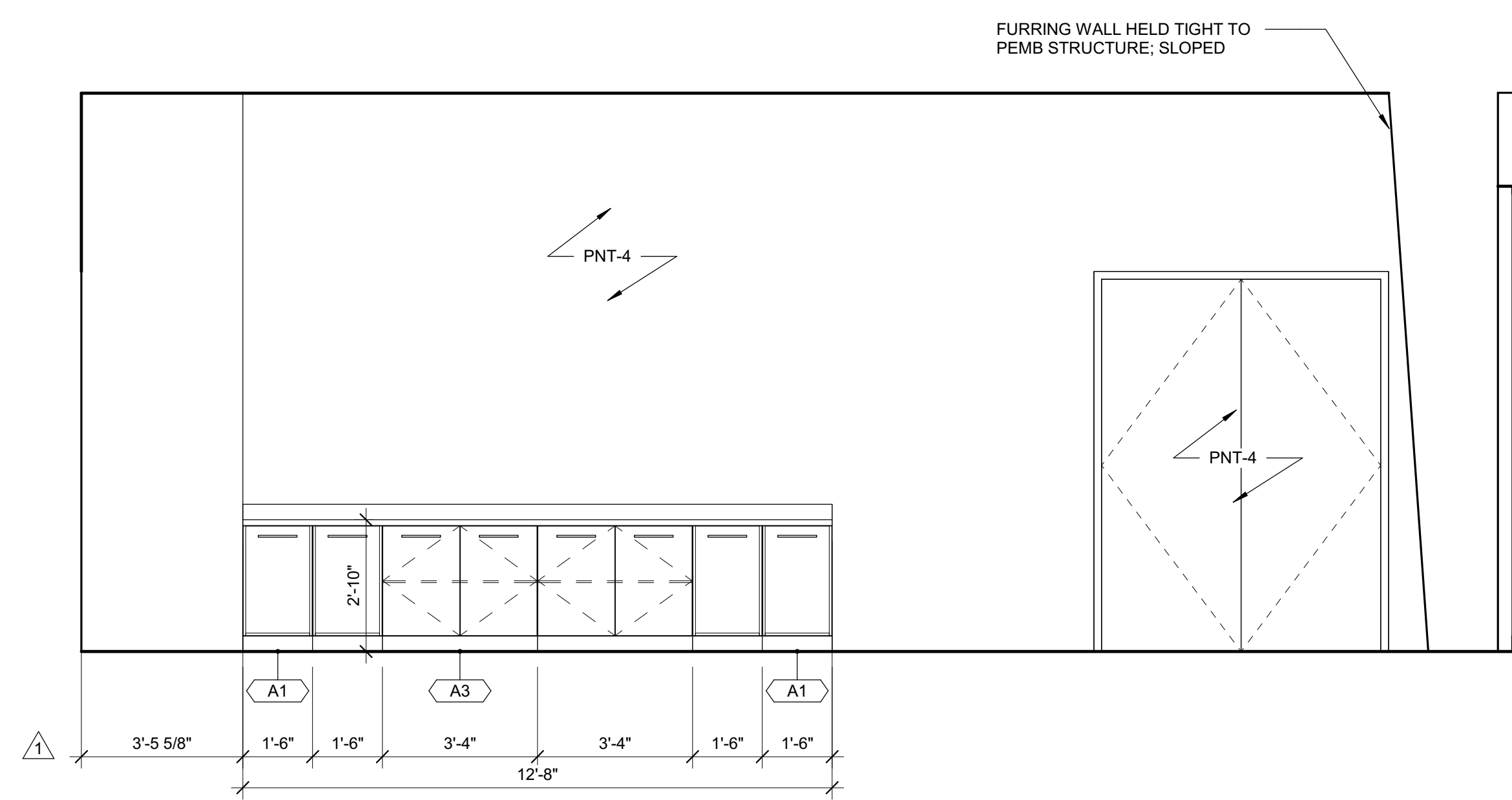
D4 CASEWORK ELEVATION - PANTRY B
3/8" = 1'-0"



A1 PRINT/COPY
3/8" = 1'-0"



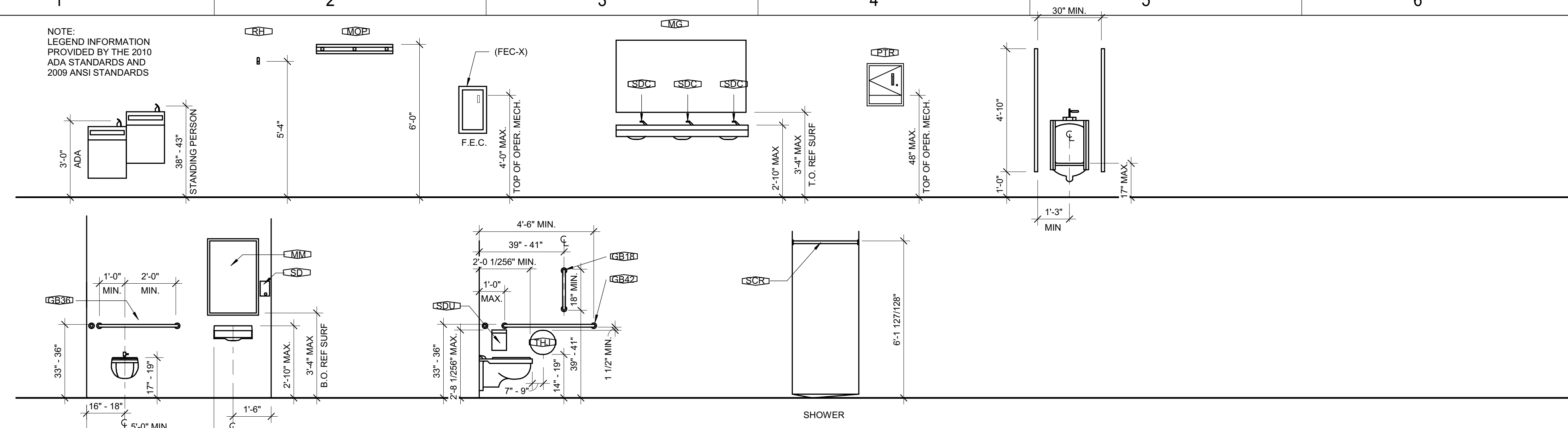
A3 CASEWORK ELEVATION - PRINT/COPY
3/8" = 1'-0"



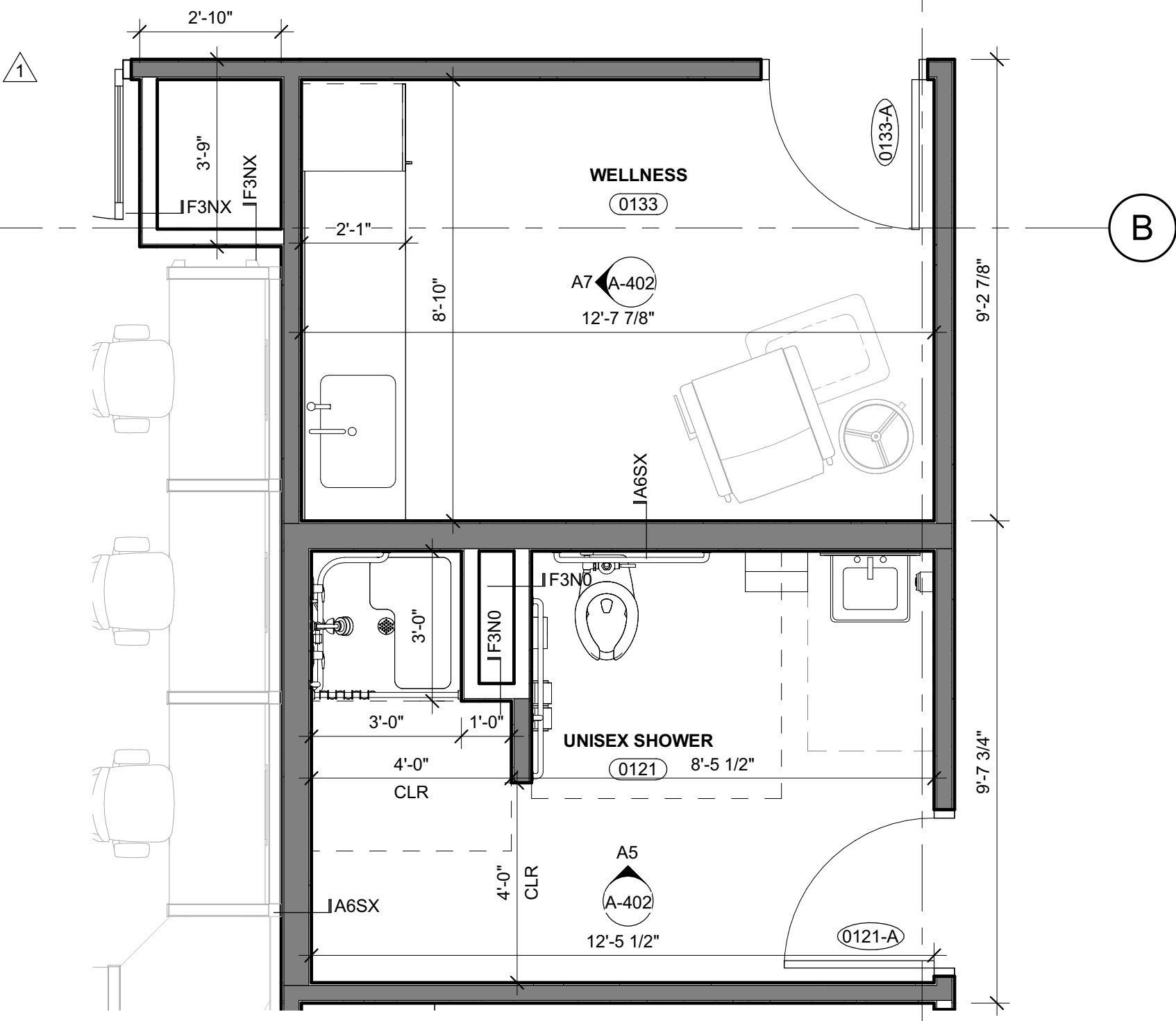
A5 TOWNHALL
3/8" = 1'-0"

Autodesk Docs/9101-223870 Duke Energy Dunn Ops Center/ARCH_L_Duke Energy - Dunn Ops Center_2022.rvt 8/16/2024 3:06:49 PM

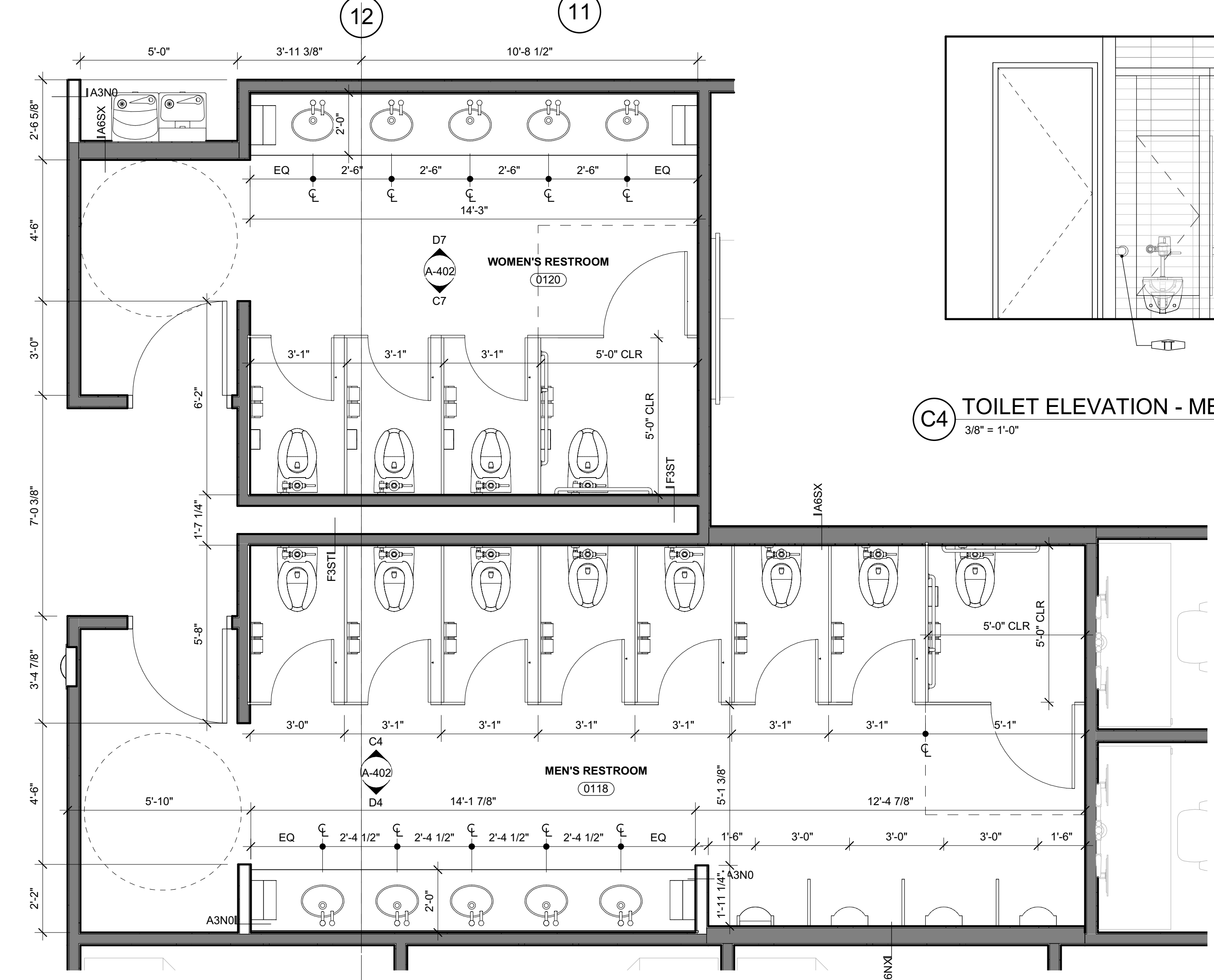
NOTE:
LEGEND INFORMATION
PROVIDED BY THE 2010
ADA STANDARDS AND
2009 ANSI STANDARDS



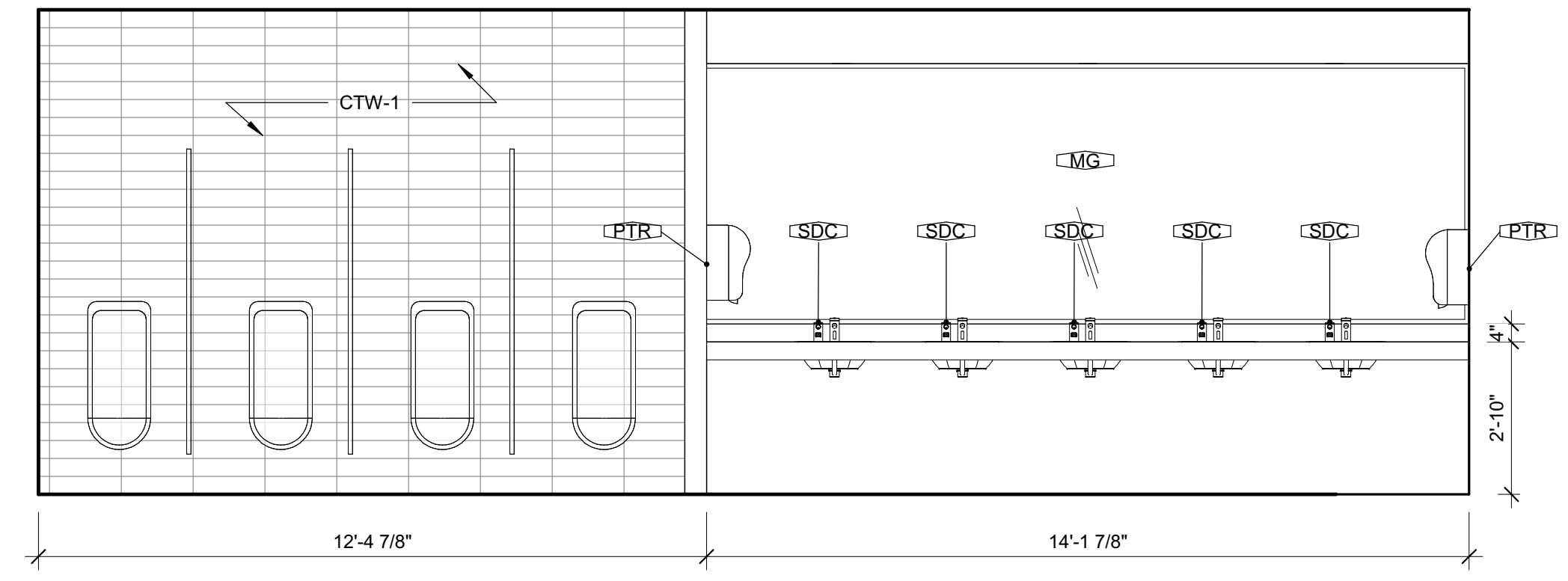
TYPICAL MOUNTING HEIGHTS
3/8" = 1'-0"



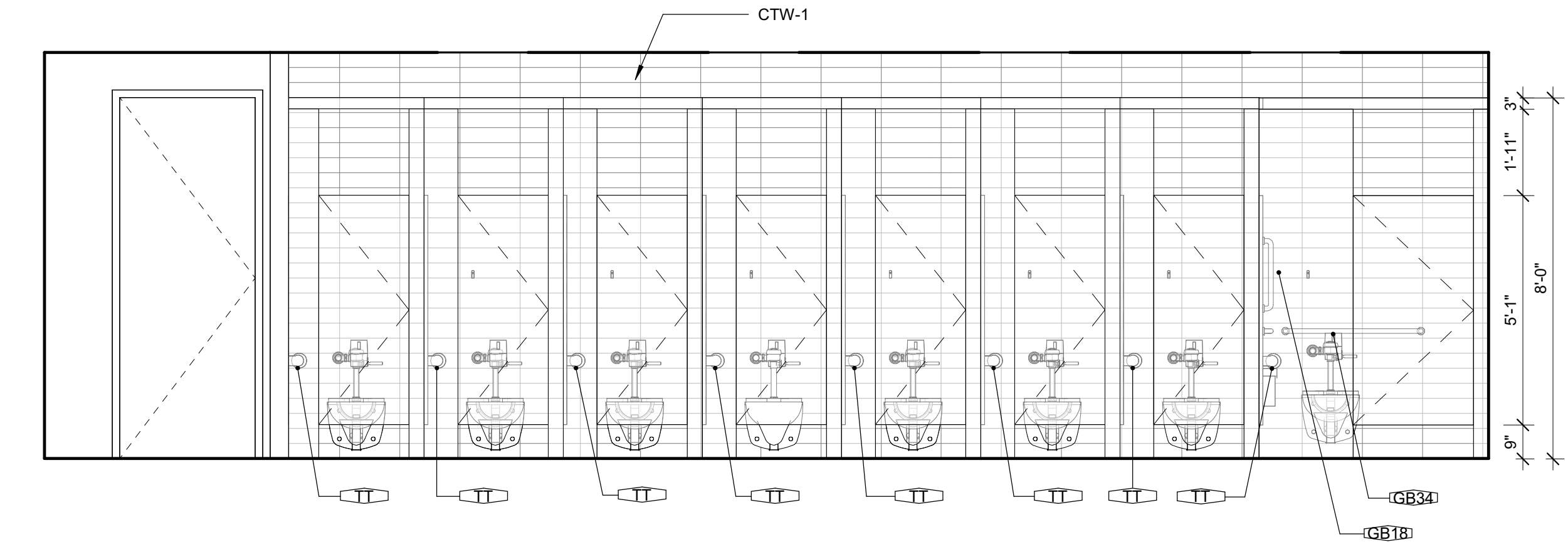
D1 1ST FLOOR - ENLARGED UNISEX RESTROOM PLAN
3/8" = 1'-0"



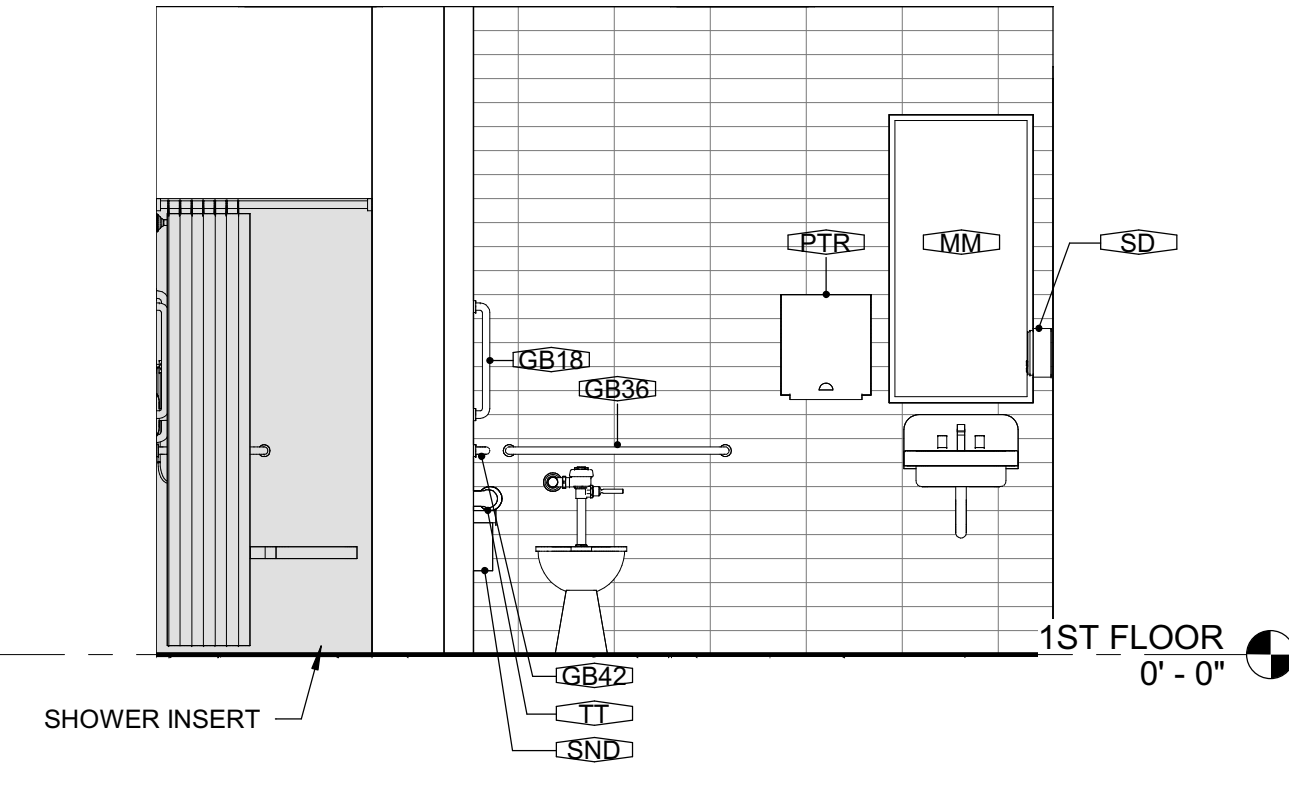
A1 1ST FLOOR - ENLARGED RESTROOM PLAN
3/8" = 1'-0"



D4 TOILET ELEVATION - MEN'S RESTROOM A
3/8" = 1'-0"

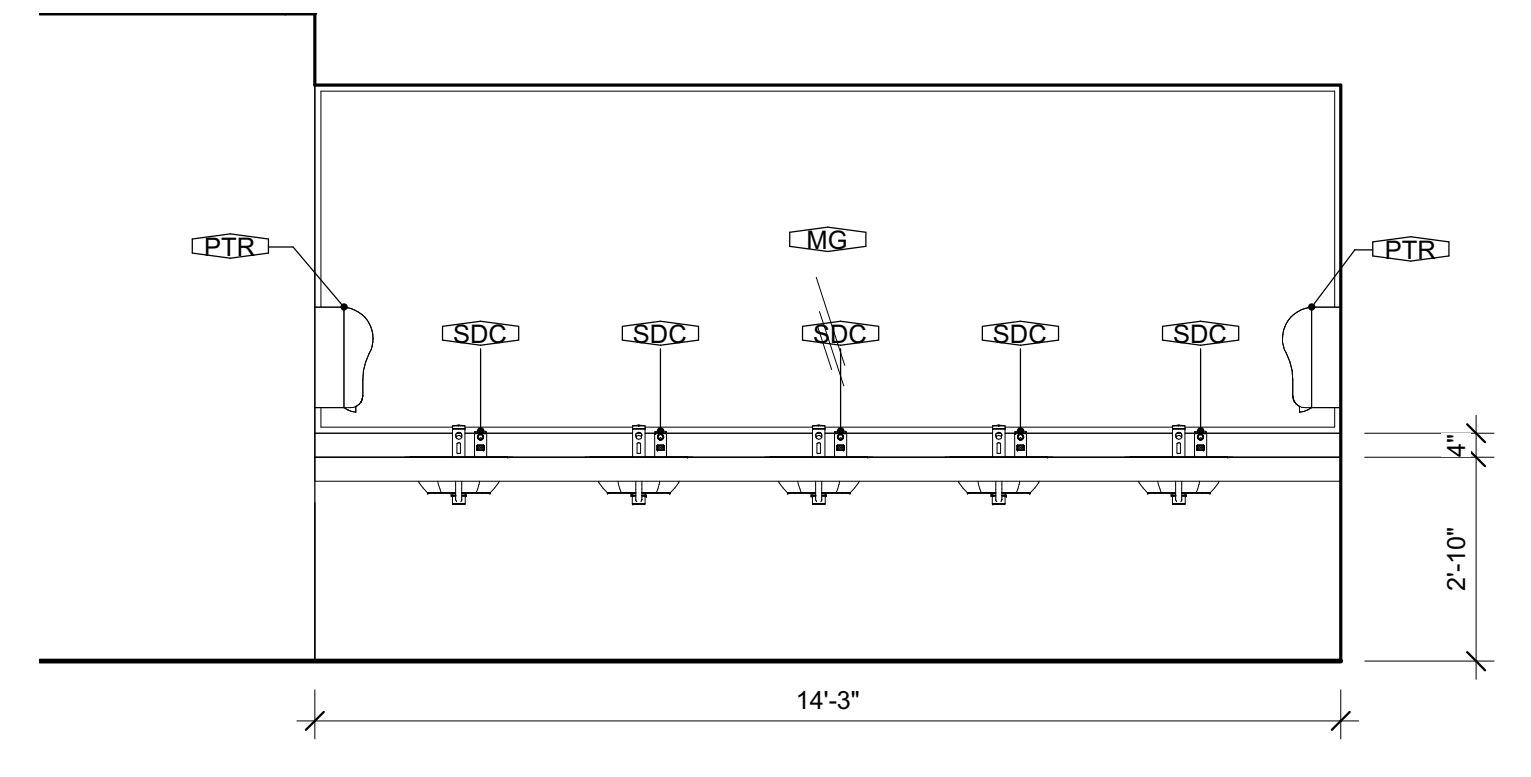


C4 TOILET ELEVATION - MEN'S RESTROOM B
3/8" = 1'-0"

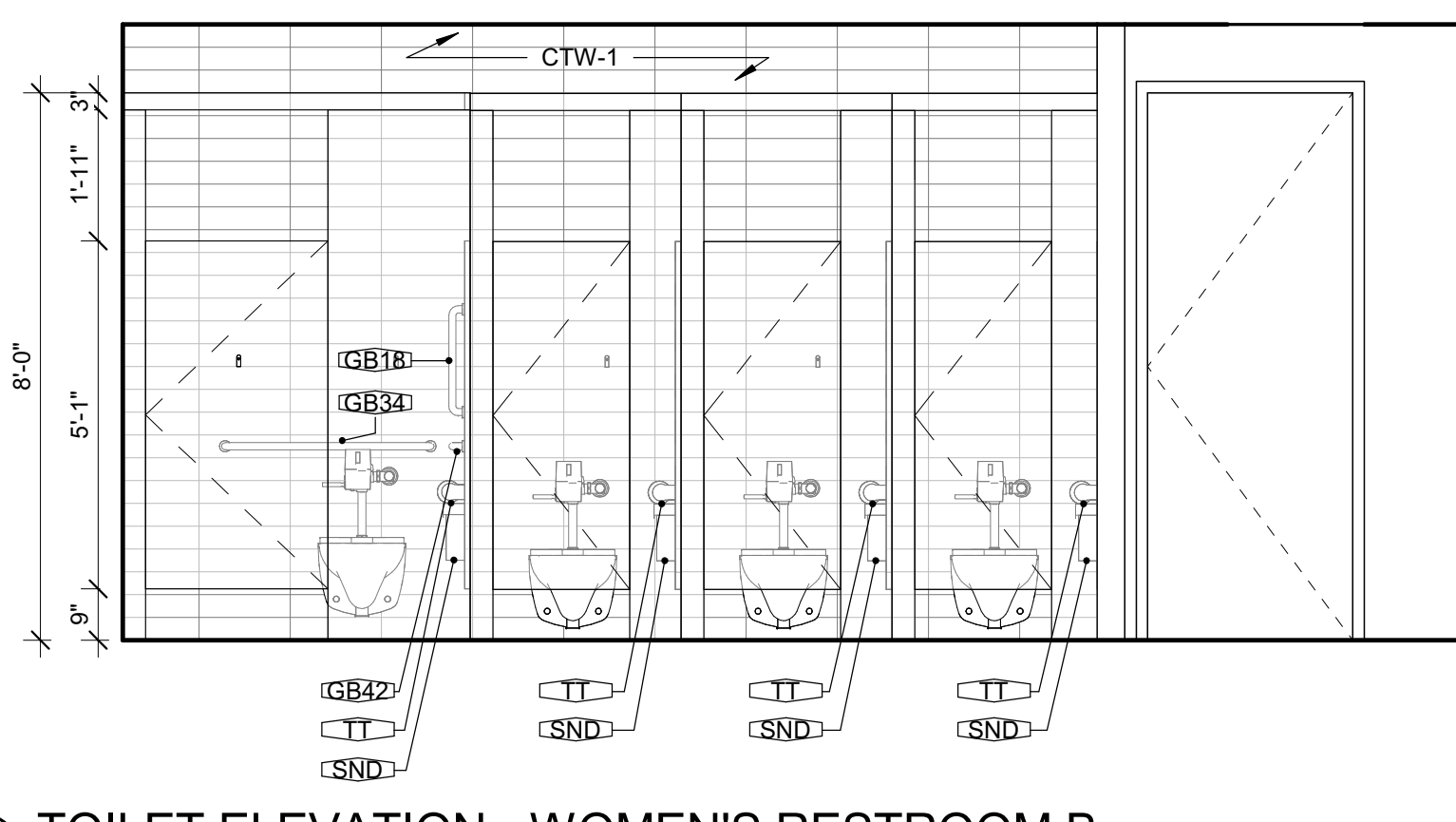


A5 INTERIOR ELEVATION - UNISEX RESTROOM
3/8" = 1'-0"

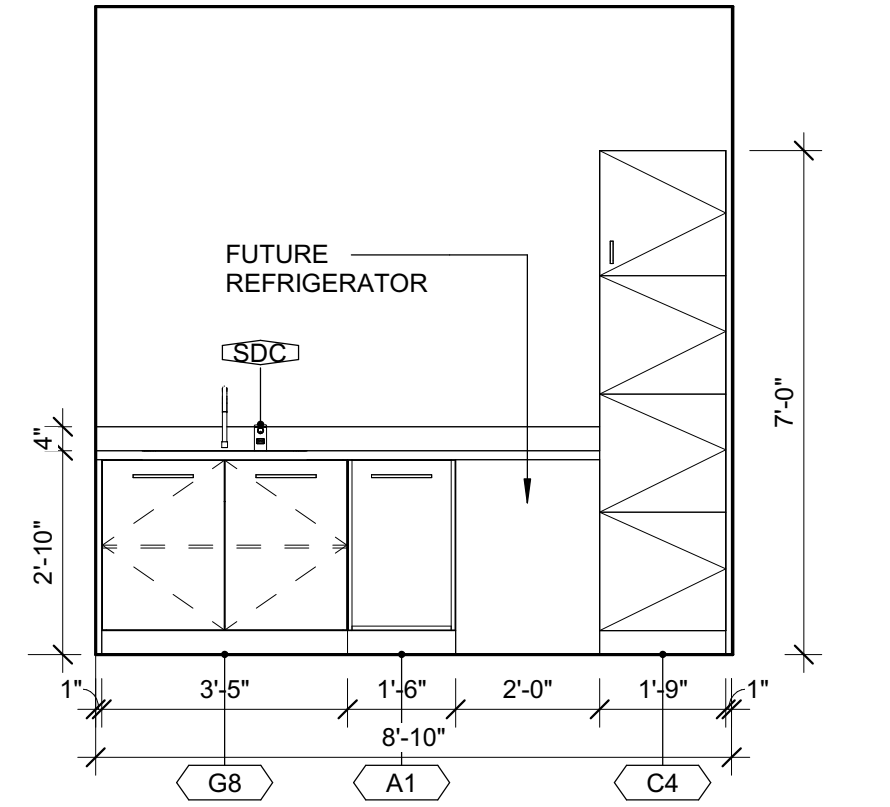
TOILET ACCESSORIES LEGEND			
DESCRIPTION	MANUFACTURER	MODEL #	SIZE
TT TOILET TISSUE DISPENSER	BOBRICK	B-2740	12 1/2" W x 1 1/2" H x 4 7/8" D
PTR AUTO PAPER TOWEL DISPENSER (FIELD)	GEORGIA PACIFIC	emOTION 59462	14.8" W x 16.75" H x 9.75" D
- FAUCET	AMERICAN SPECIALTIES	EZ FILL FAUCET	-
SDC LIQUID SOAP - COUNTERTOP	AMERICAN SPECIALTIES	EZ FILL - 0390-1AC	-
SD LIQUID SOAP - WALL	GOJO	5271-06	6.5" W x 11.66" H x 4.68" D
GB# GRAB BAR	BOBRICK	B-6806 SERIES	18" / 36" / 42" LENGTH
SND SANITARY NAPKIN DISPOSAL UNIT	BOBRICK	B-254	OOOO
MM GLASS MIRROR UNIT	BOBRICK	B-165 SERIES	24" W x 48" H
MG GLASS MIRROR UNIT - FULL LENGTH	BOBRICK	B-165 SERIES	SEE ELEVATION(S)
FMG GLASS MIRROR UNIT - FULL HEIGHT	BOBRICK	B-165 SERIES	24" W x 60" H
CH-1 COAT HOOK (FIELD)	AMERICAN SPECIALTIES	0714	OOOO
- ADA SHOWER	AQUATIC	1363BFSC	38" W x 77" H x 38" W
SCR SHOWER CURTAIN & ROD	AQUATIC	S7336ROD	36" W
BENCH ADA SHOWER BENCH	-	-	42" W x 20-24" D
MH MOP HOOKS	-	-	-
MOP MOP AND BROOM HOLDER	-	-	-
- WATER FOUNTAINS	HALSEY TAYLOR	HTHB-HACDBLSS-NF	-



D7 TOILET ELEVATION - WOMEN'S RESTROOM A
3/8" = 1'-0"




C7 TOILET ELEVATION - WOMEN'S RESTROOM B
3/8" = 1'-0"



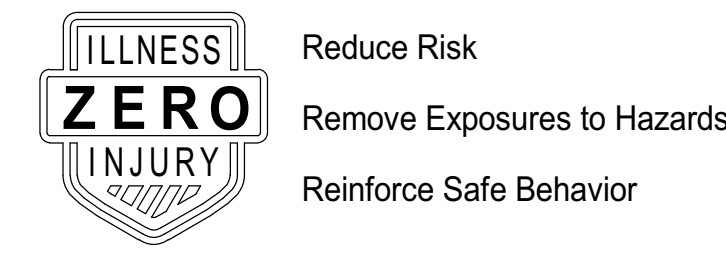
A7 INTERIOR ELEVATION - WELLNESS
3/8" = 1'-0"

DRAWING NO.



MAILING ADDRESS:
P.O. BOX 1007
CHARLOTTE, NC 28201

Safety Expectations:



DUNN OPERATIONS CENTER

1269 Jonesboro Rd.
Harnett County, NC 28334

OPERATIONS BUILDING

MARK	DATE	DRN BY	REVISION
1			
2			
3			
4			
5			
6			
7			
8			
9			
10	05.24.23		ISSUED FOR CONSTRUCTION

PROJECT NO: 9101-223870
DRAWING NUMBER

ELECTRONIC FILE NAME:
DRAWN BY: Author
CHKD BY: Checker DATE: 05.24.2023
E-MAIL: JOHNKINCHELOE@LS3P.COM

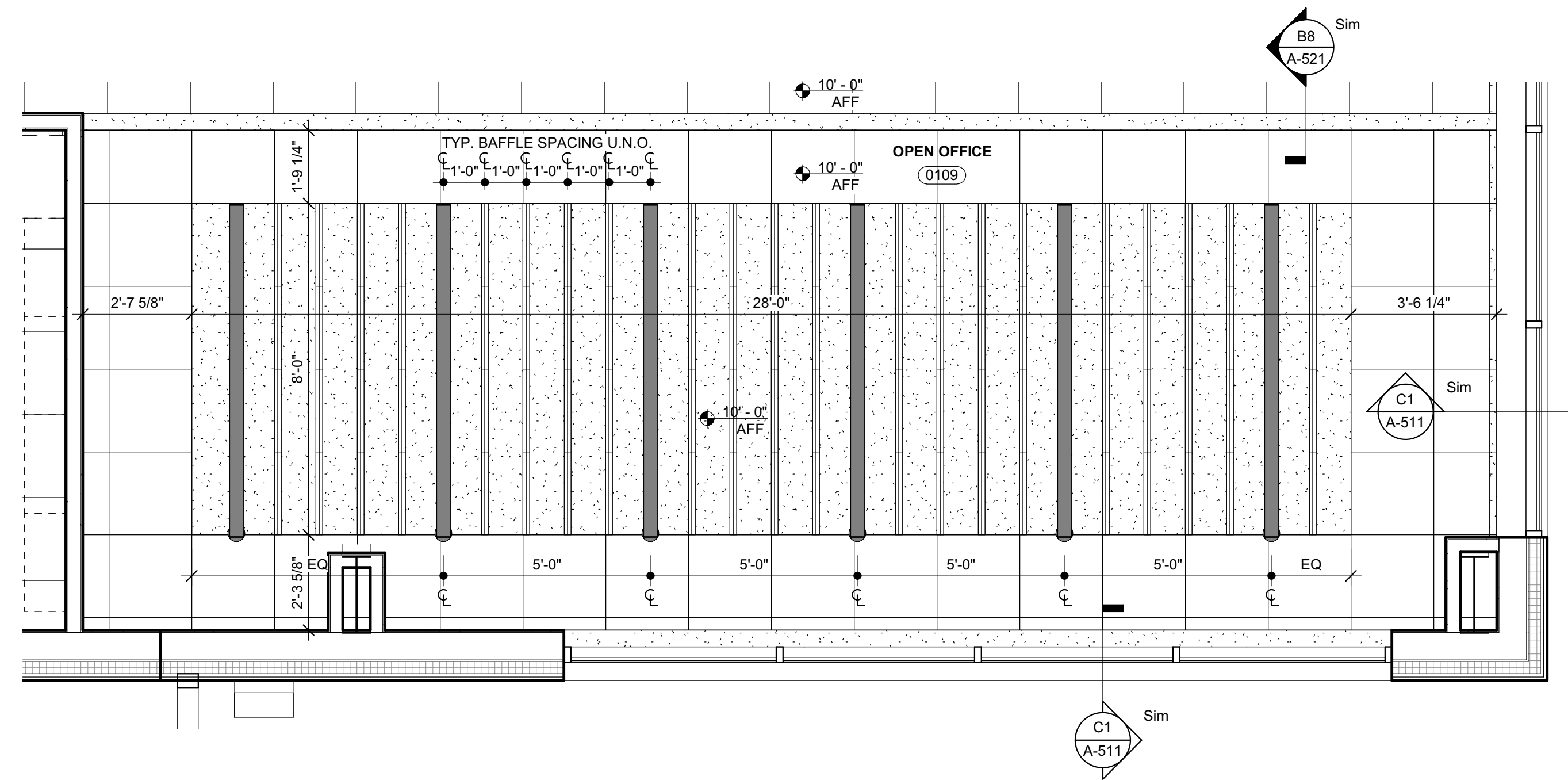
THIS DESIGN DRAWING IS THE EXCLUSIVE PROPERTY OF DUKE ENERGY CORPORATION AND IS CONSIDERED CONFIDENTIAL. IT SHALL NOT BE REPRODUCED, COPIED, OR DISTRIBUTED WITHOUT PRIOR APPROVAL. THE INFORMATION SHOULD ONLY BE USED FOR THE SPECIFIC PROJECT INTENDED.

SHEET TITLE:
ENLARGED PLANS & CASEWORK ELEVATIONS

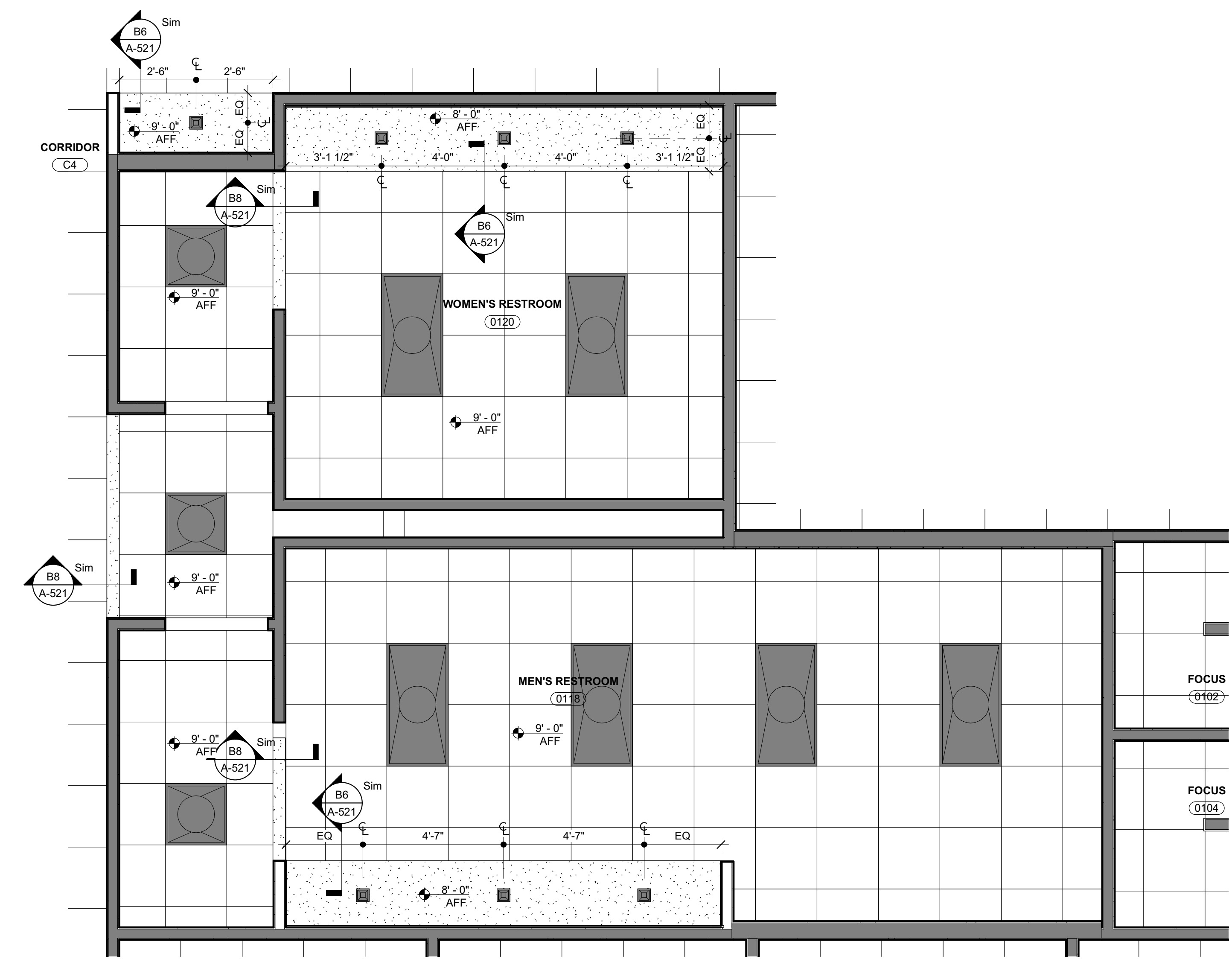
SHEET NO.
A-402

ISSUED FOR CONSTRUCTION

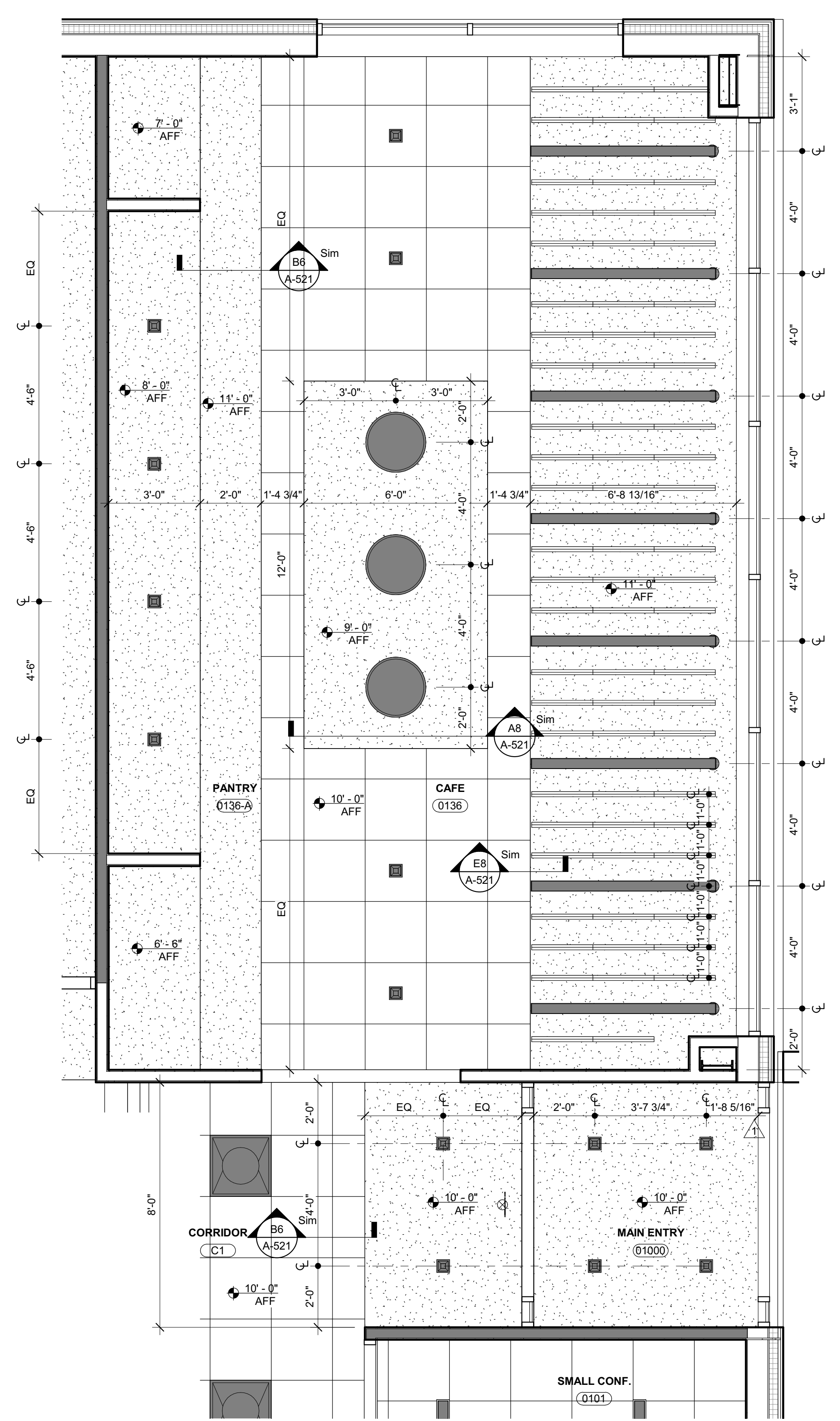
Autodesk Docs/9101-223870 Duke Energy Dunn Ops Center/ARCH/Duke Energy - Dunn Ops Center_2022.rvt 8/16/2024 3:07:03 PM



E1 ENLARGED RCP - WORKSTATIONS 0105
3/8" = 1'-0"




A1 ENLARGED RCP - RESTROOMS
3/8" = 1'-0"



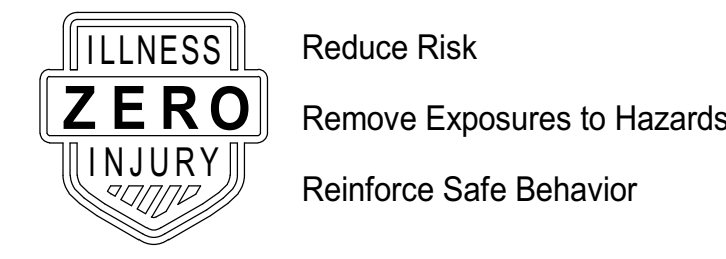
C5 ENLARGED RCP - PANTRY 0121/CAFE 0123
3/8" = 1'-0"

DRAWING NO.



MAILING ADDRESS:
P.O. BOX 1007
CHARLOTTE, NC 28201

Safety Expectations:



SEAL 05.24.2023

DUNN OPERATIONS CENTER

1269 Jonesboro Rd.
Harnett County, NC 28334

OPERATIONS BUILDING

MARK	DATE	DRN BY	REVISION
1			
2			
3			
4			
5			
6			
7			
8			
9			
10	05.24.23	OWNER: VE	ISSUED FOR CONSTRUCTION

PROJECT NO: 9101-223870
DRAWING NUMBER

ELECTRONIC FILE NAME:

DRAWN BY: Author

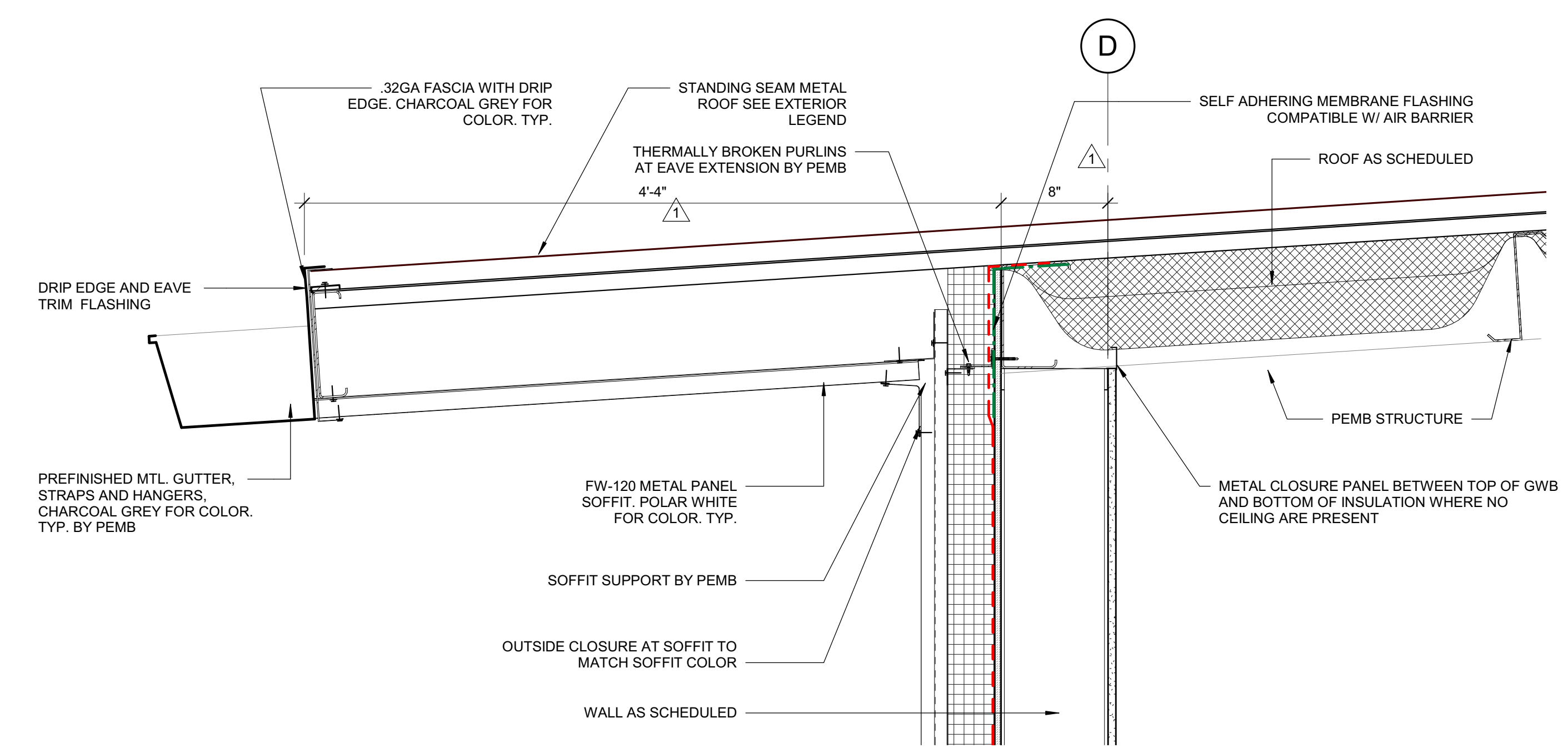
CHK'D BY: Checker DATE: 05.24.2023

E-MAIL: JOHNKINCHELOE@LS3P.COM

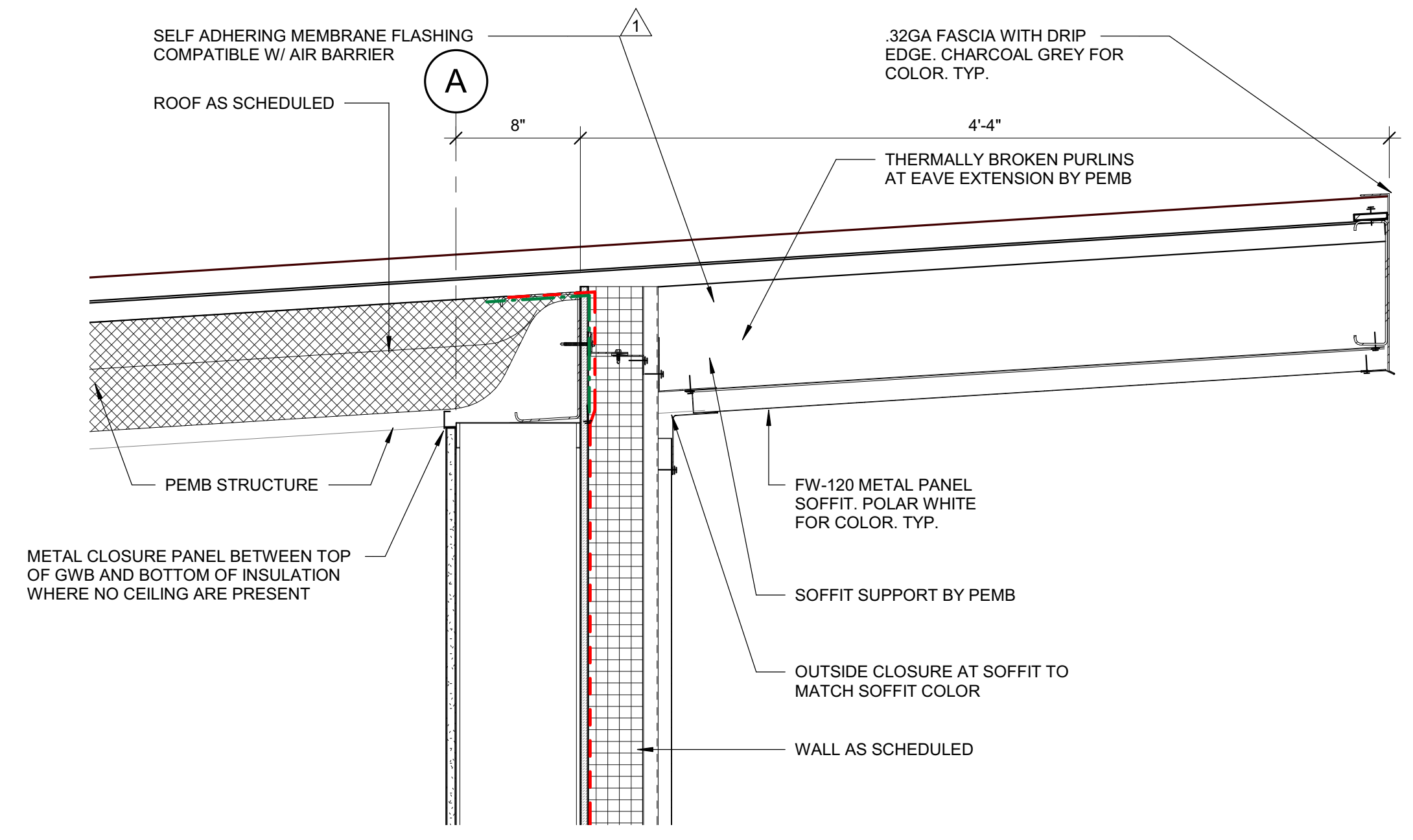
THIS DESIGN DRAWING IS THE EXCLUSIVE PROPERTY OF DUKE ENERGY CORPORATION AND IS CONSIDERED CONFIDENTIAL. IT SHALL NOT BE MODIFIED, COPIED, OR DISTRIBUTED WITHOUT PRIOR APPROVAL. THIS INFORMATION SHOULD ONLY BE USED FOR THE SPECIFIC PROJECT INTENDED.

ENLARGED REFLECTED CEILING PLANS
SHEET NO.

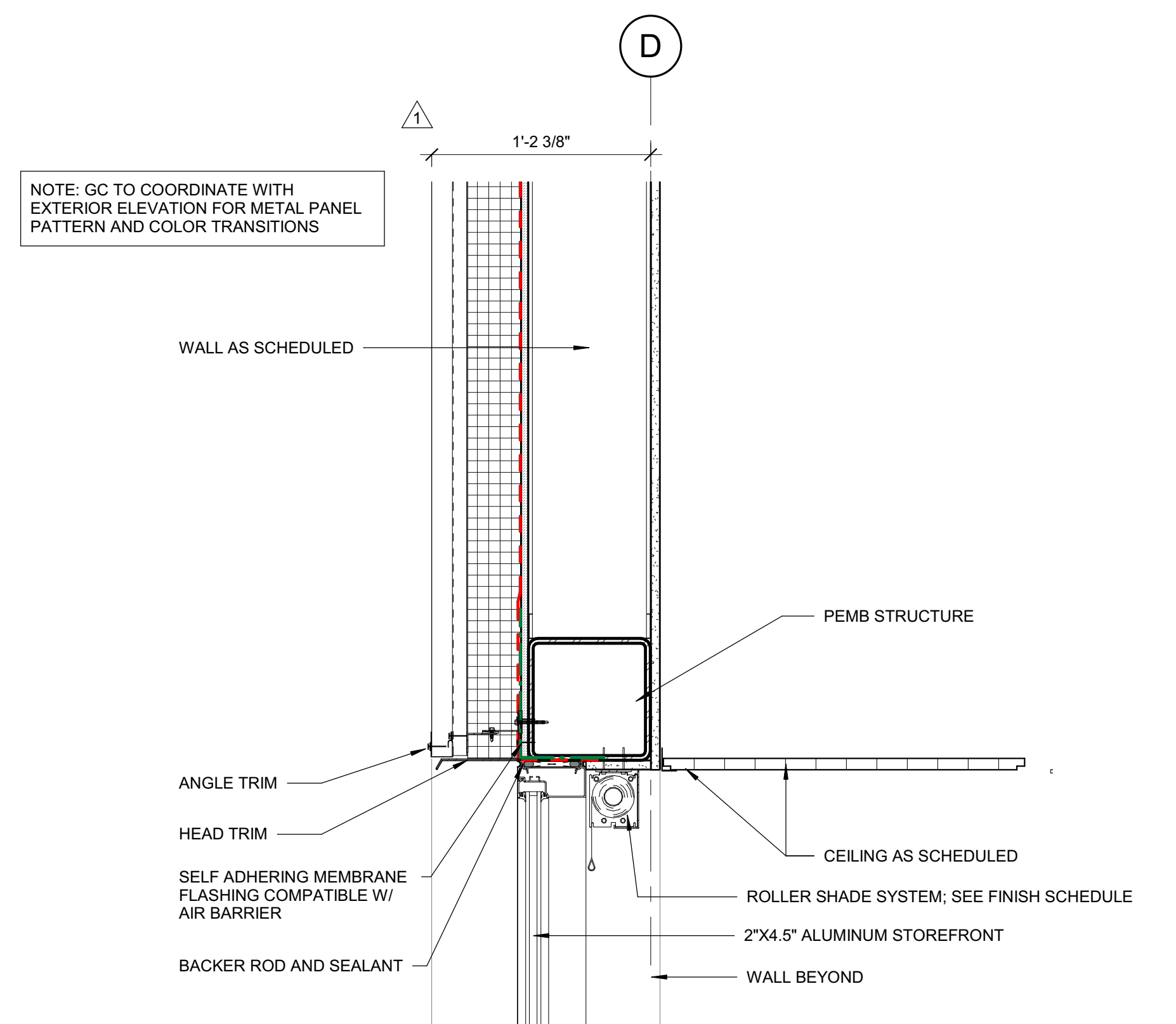
A-421



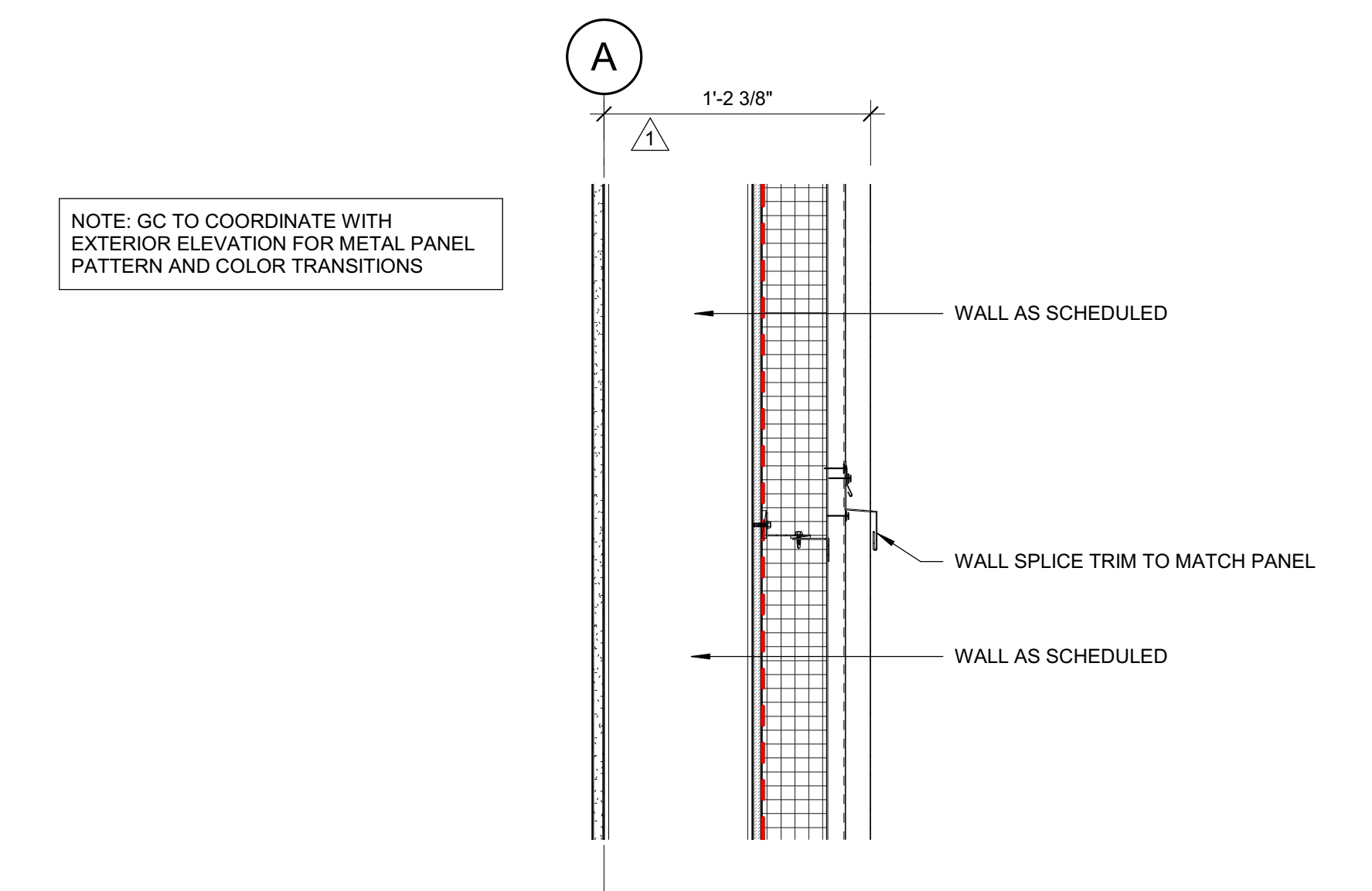
F1 DETAIL SECTION - ROOF EAVE W/ GUTTER
1 1/2" = 1'-0"



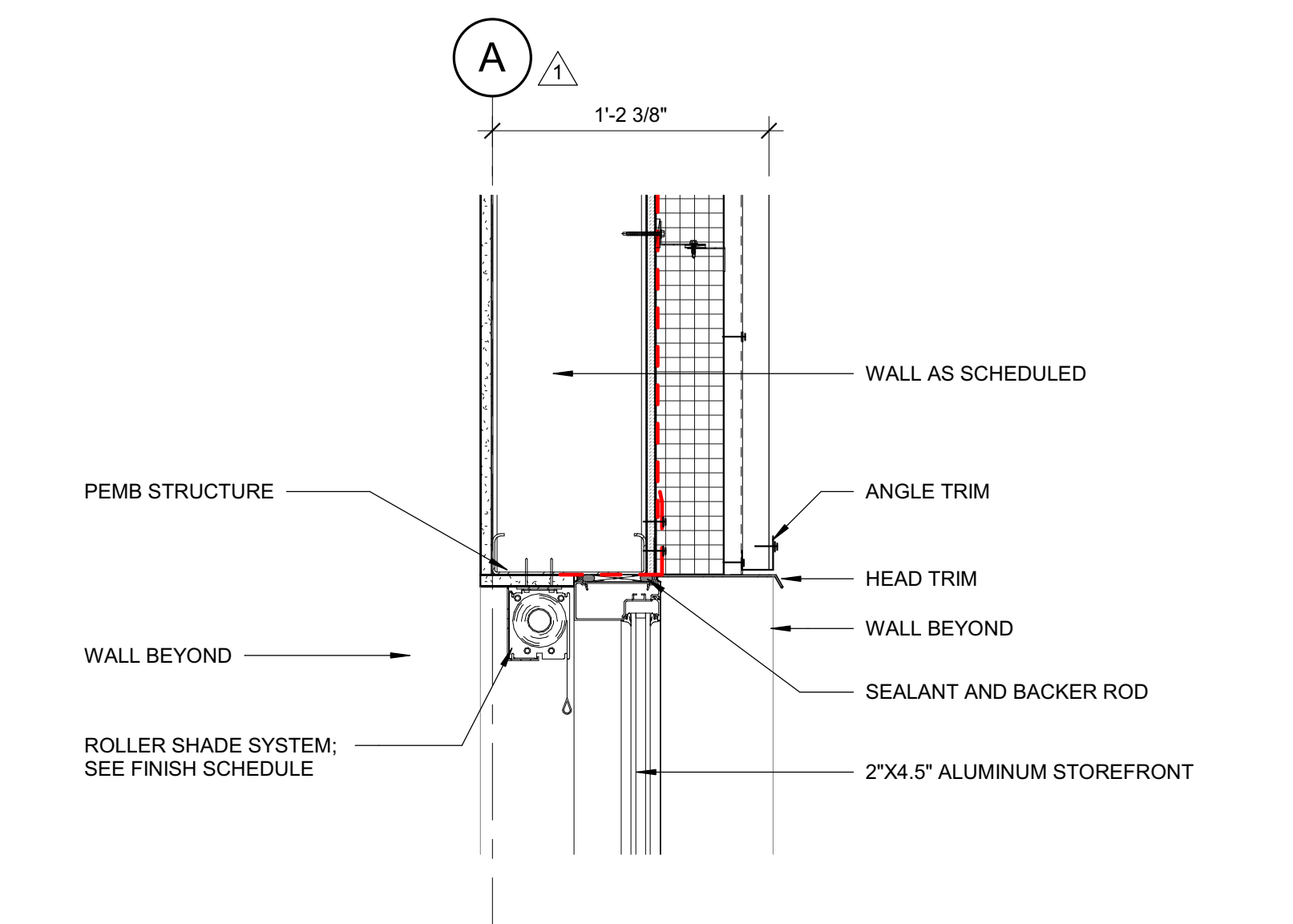
F4 DETAIL SECTION - ROOF EAVE
1 1/2" = 1'-0"



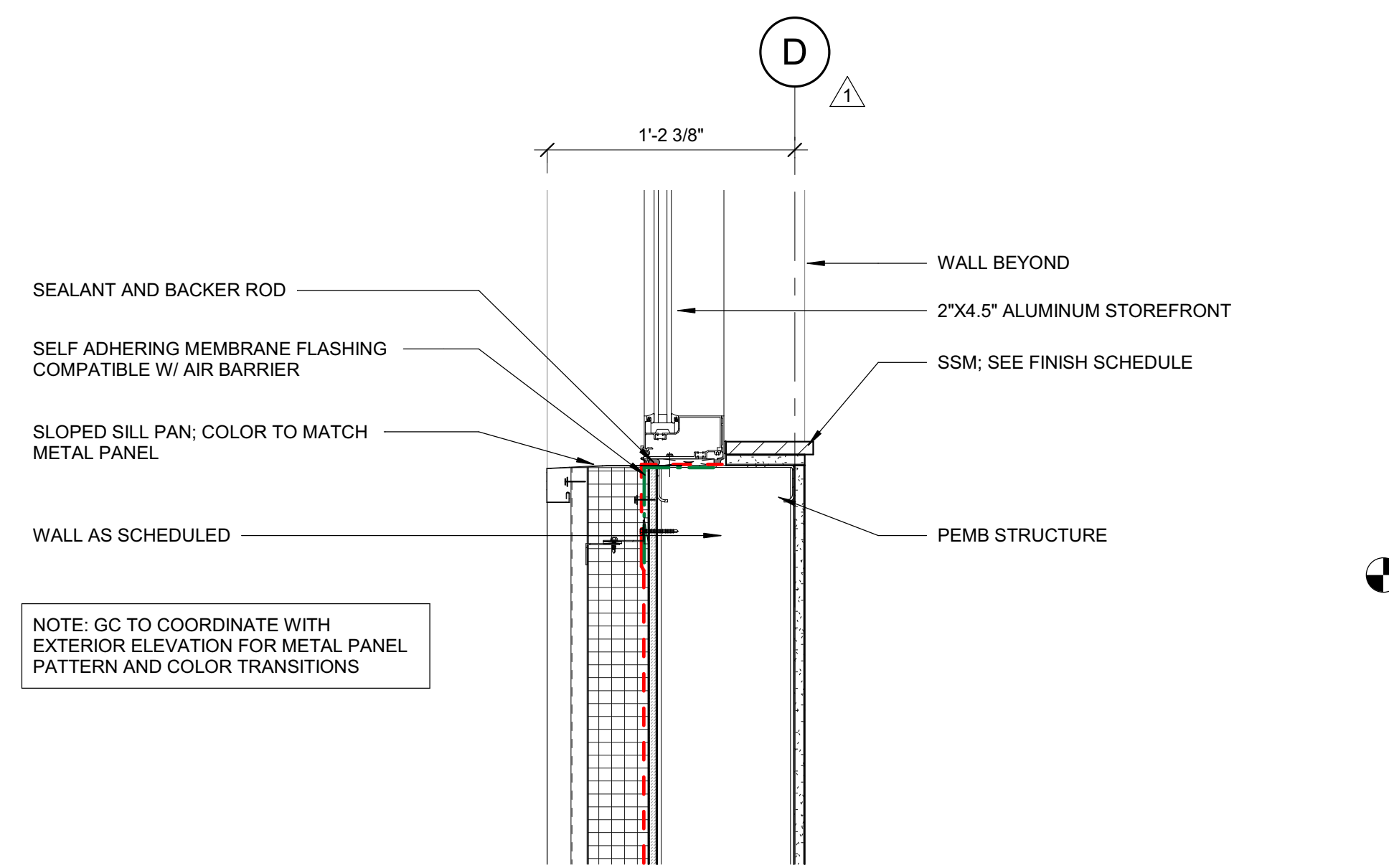
C1 DETAIL SECTION - SOLAR SUNSHADE
1 1/2" = 1'-0"



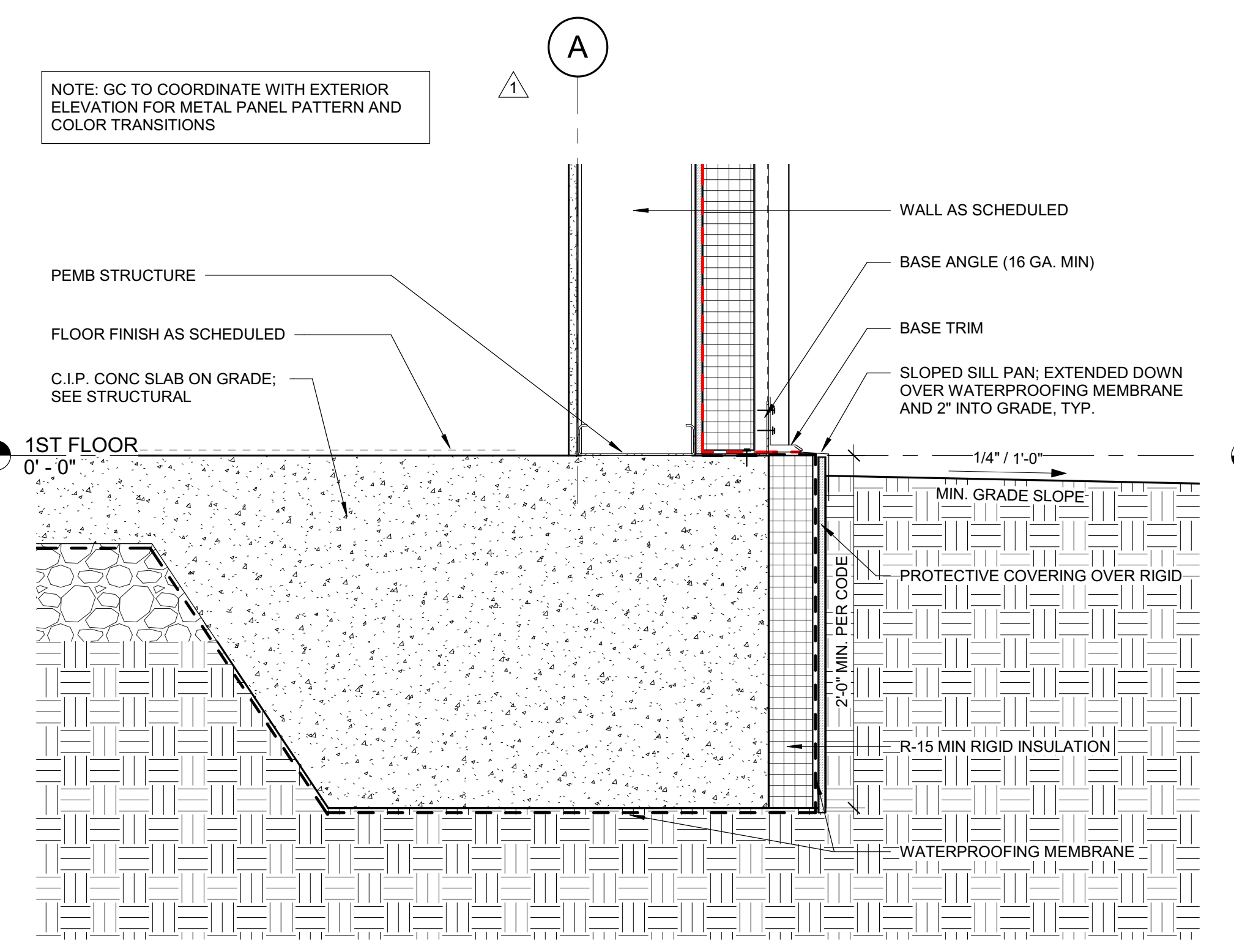
C4 DETAIL SECTION - W2 AND W3 PANEL SPLICE
1 1/2" = 1'-0"



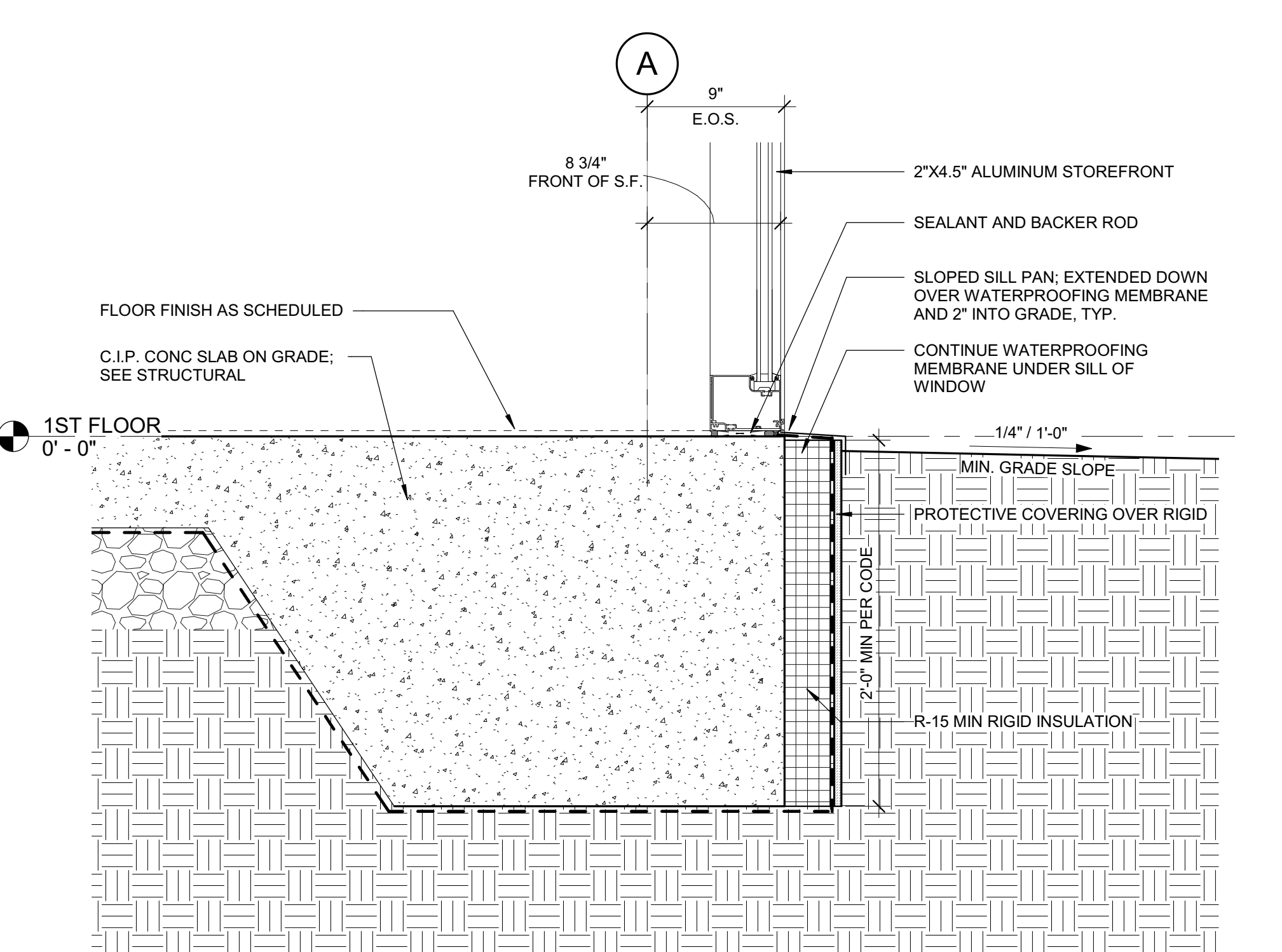
C7 STOREFRONT HEADER
1 1/2" = 1'-0"



A1 DETAIL SECTION - WINDOW SILL
1 1/2" = 1'-0"




A4 DETAIL SECTION - SILL AT METAL PANEL
1 1/2" = 1'-0"



A7 DETAIL SECTION - SILL AT STOREFRONT
1 1/2" = 1'-0"


Autodesk Docs/9101-223870 Duke Energy Dunn Ops Center/ARCH/Duke Energy - Dunn Ops Center_2022.rvt 8/16/2024 3:07:07 PM

DRAWING NO.



MAILING ADDRESS:
P.O. BOX 1007
CHARLOTTE, NC 28201

Safety Expectations:
ILLNESS **ZERO** Reduce Risk
INJURY **ZERO** Remove Exposures to Hazards
REINFORCE SAFE BEHAVIOR



SEAL 05.24.2023
DUNN OPERATIONS CENTER

1269 Jonesboro Rd.
Harnett County, NC 28334

OPERATIONS BUILDING

MARK	DATE	DRN BY	REVISION	OWNER	ISSUED FOR CONSTRUCTION
1					
2					
3					
4					
5					
6					
7					
8					
9					
10	05.24.23			VE	

PROJECT NO: 9101-223870
DRAWING NUMBER

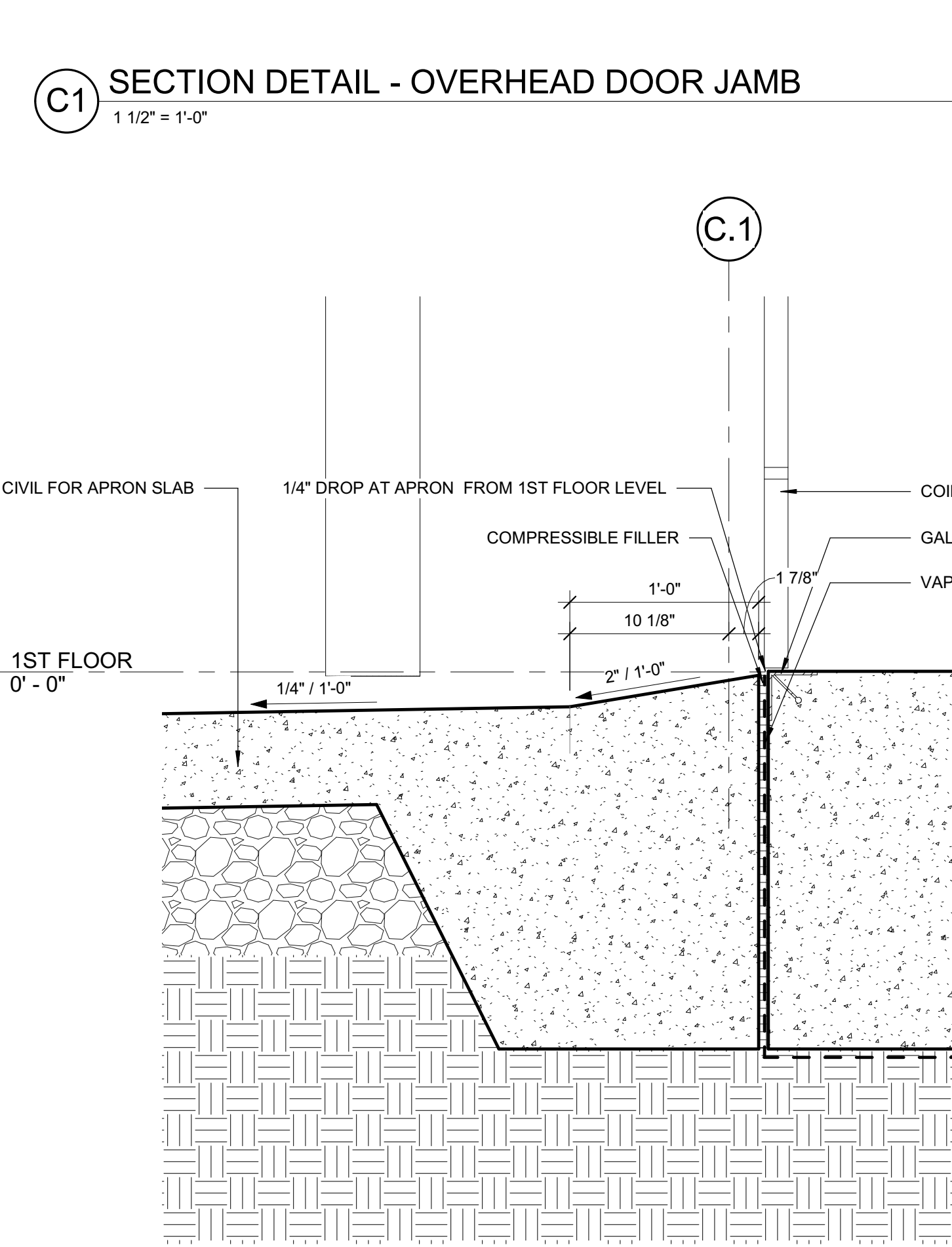
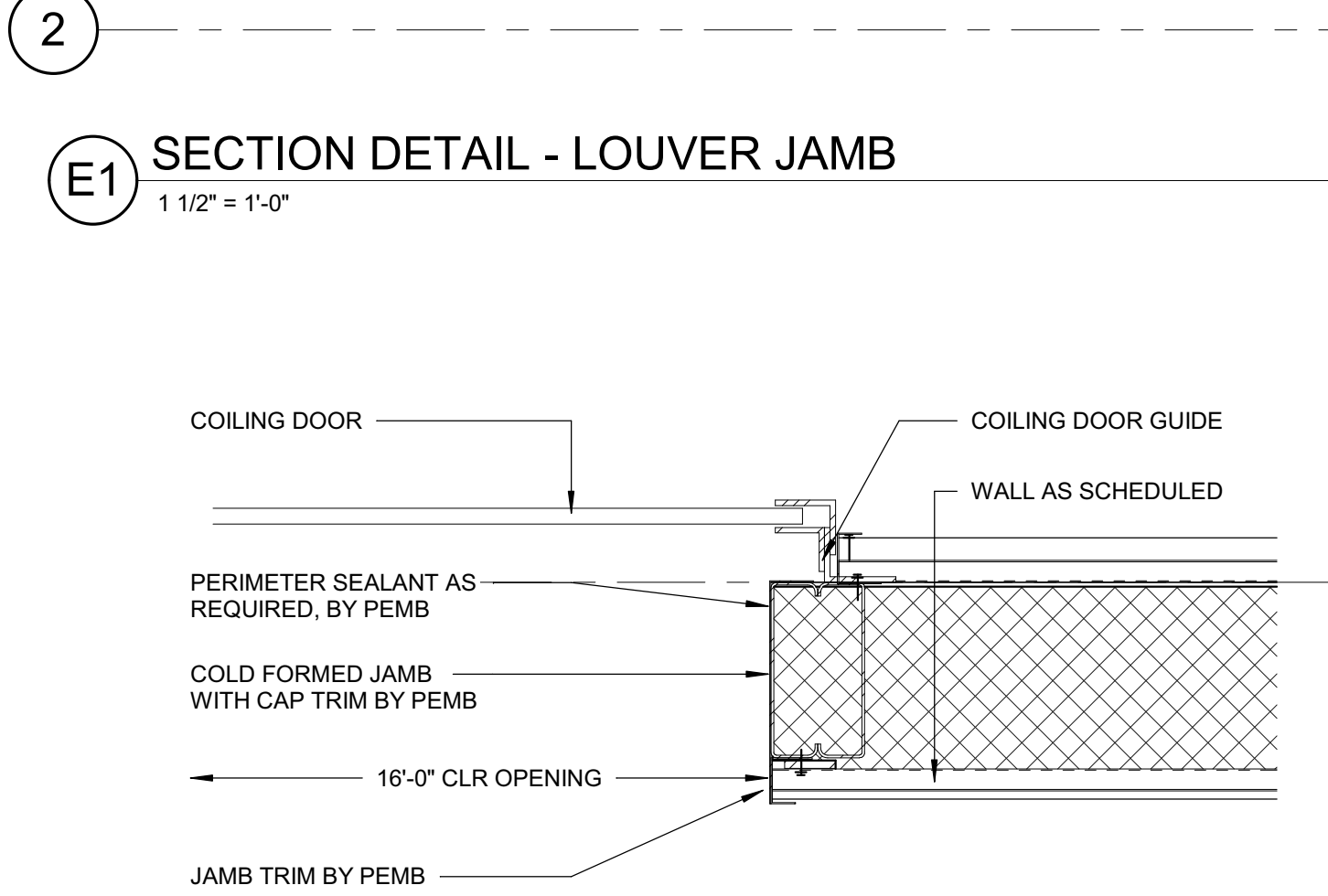
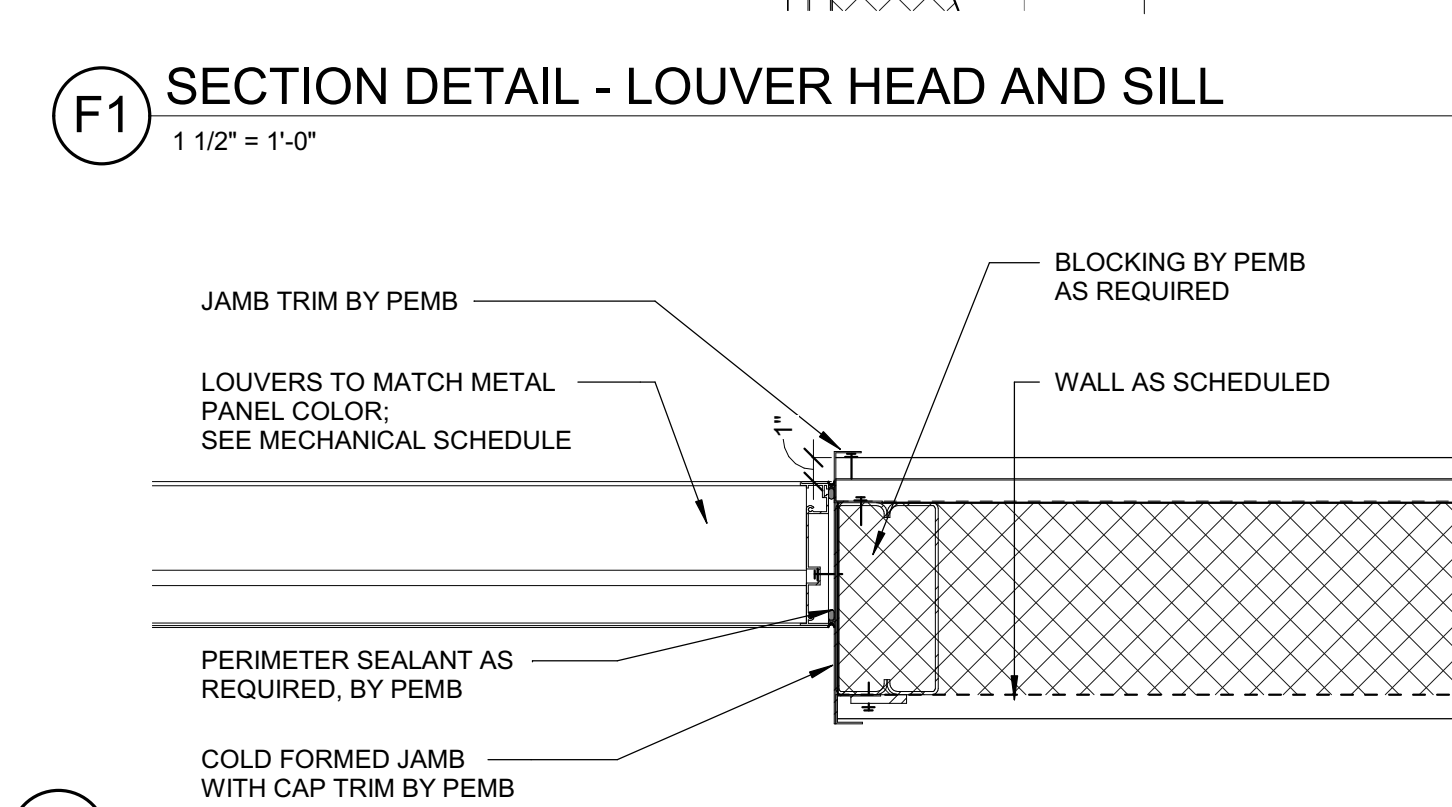
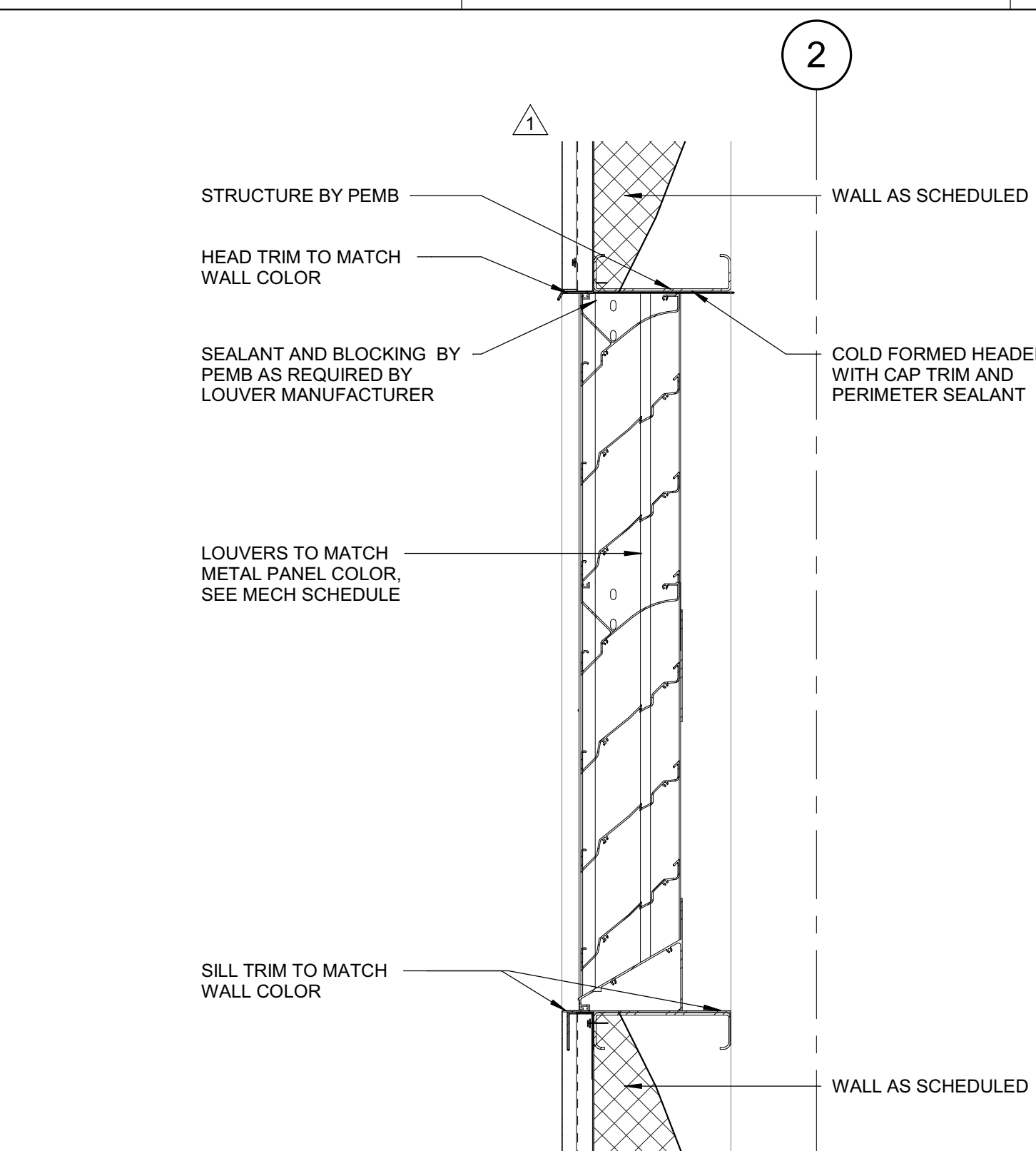
ELECTRONIC FILE NAME:
DRAWN BY: Author
CHK'D BY: Checker DATE: 05.24.2023
E-MAIL: JOHNKINCHLOE@LS3P.COM

SHEET TITLE:
SECTION DETAILS

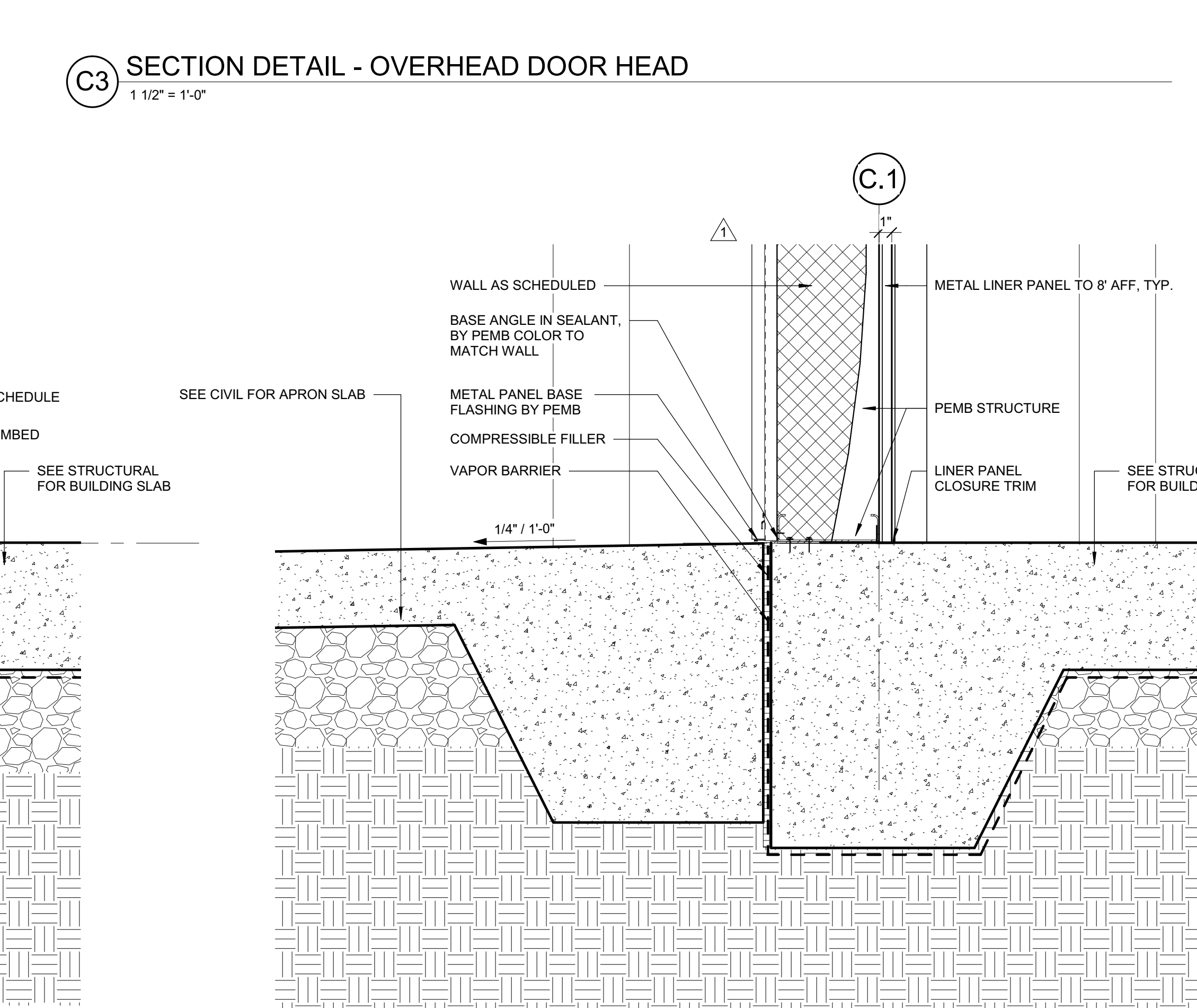
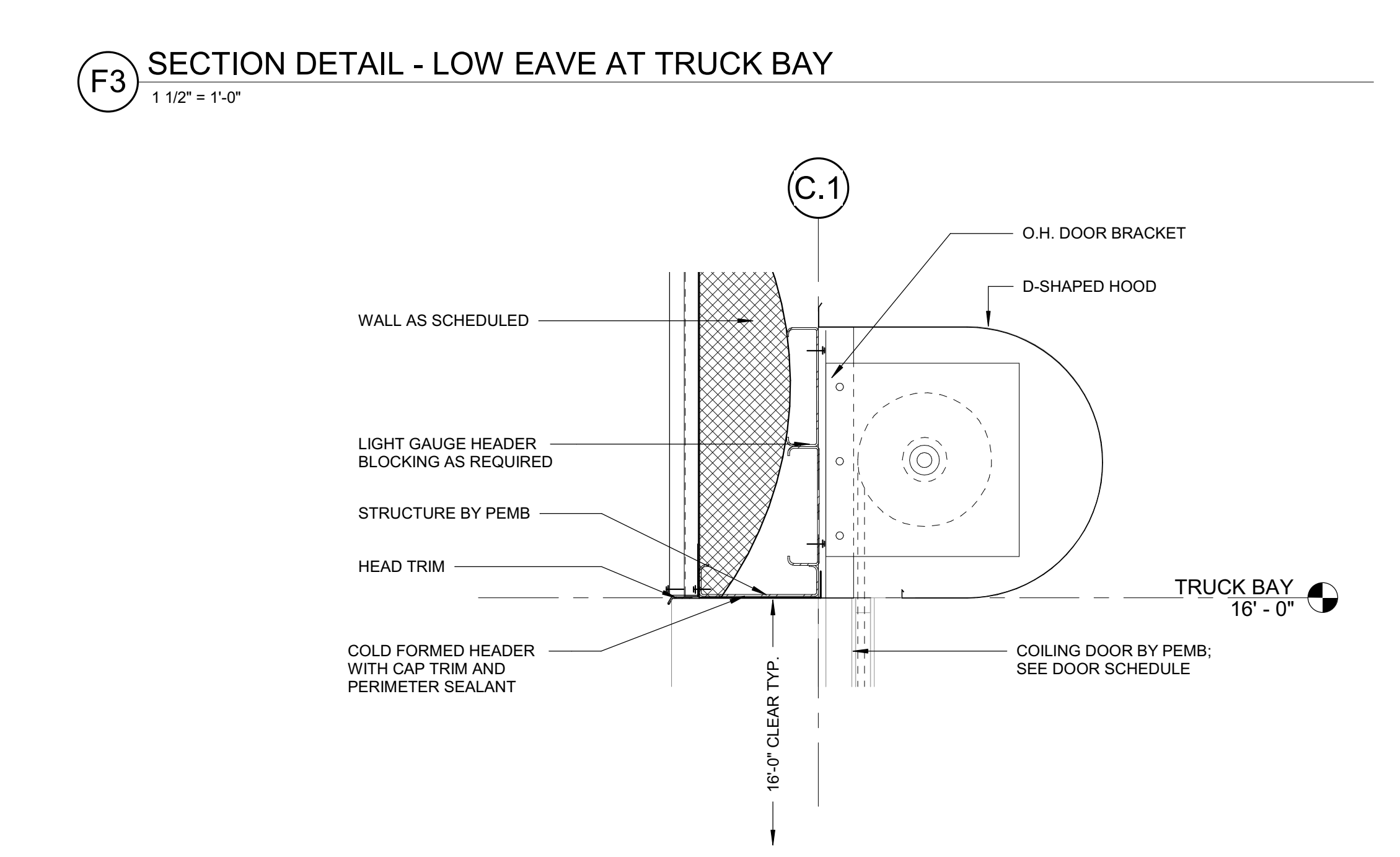
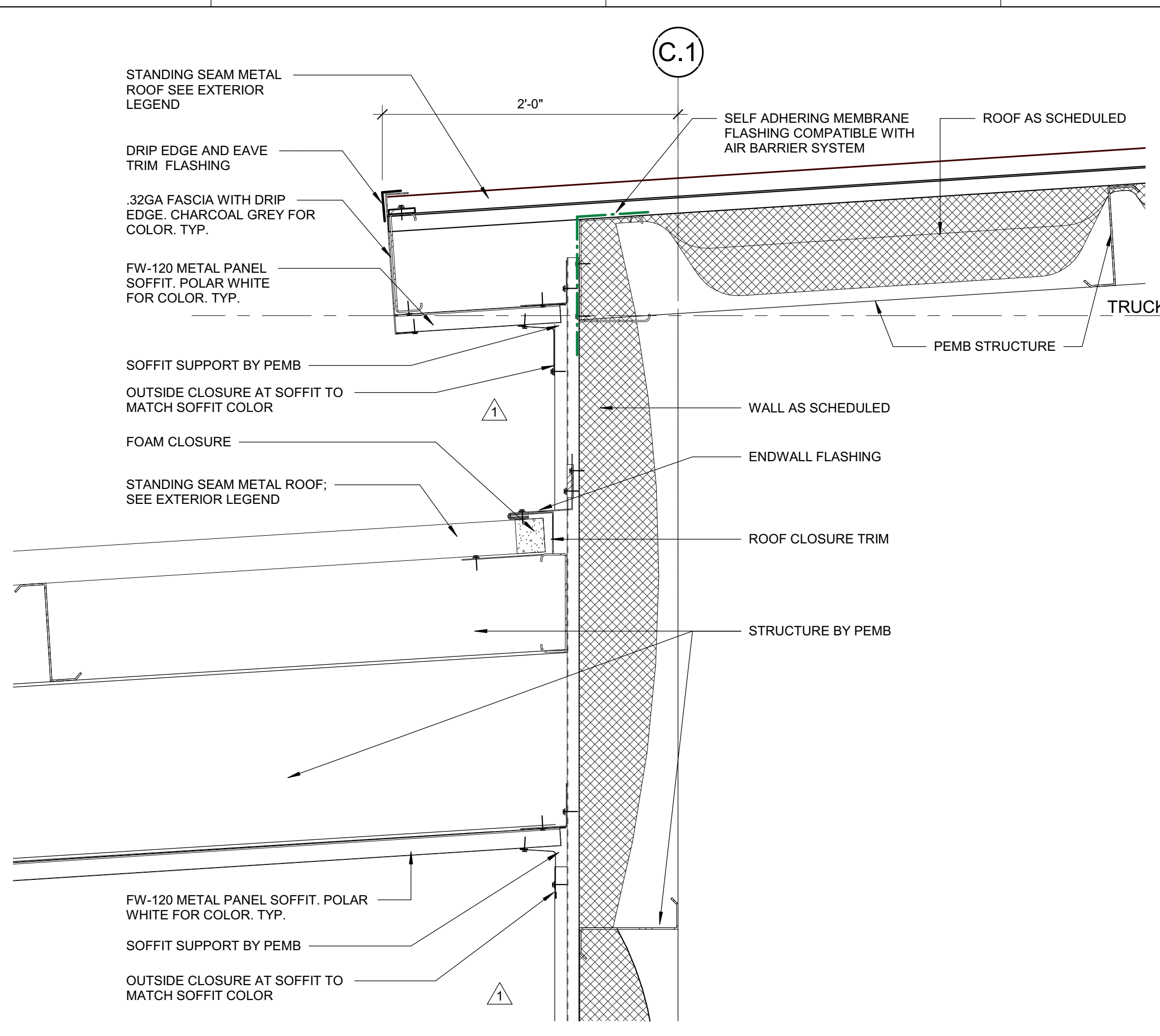
SHEET NO.
A-511

ISSUED FOR CONSTRUCTION

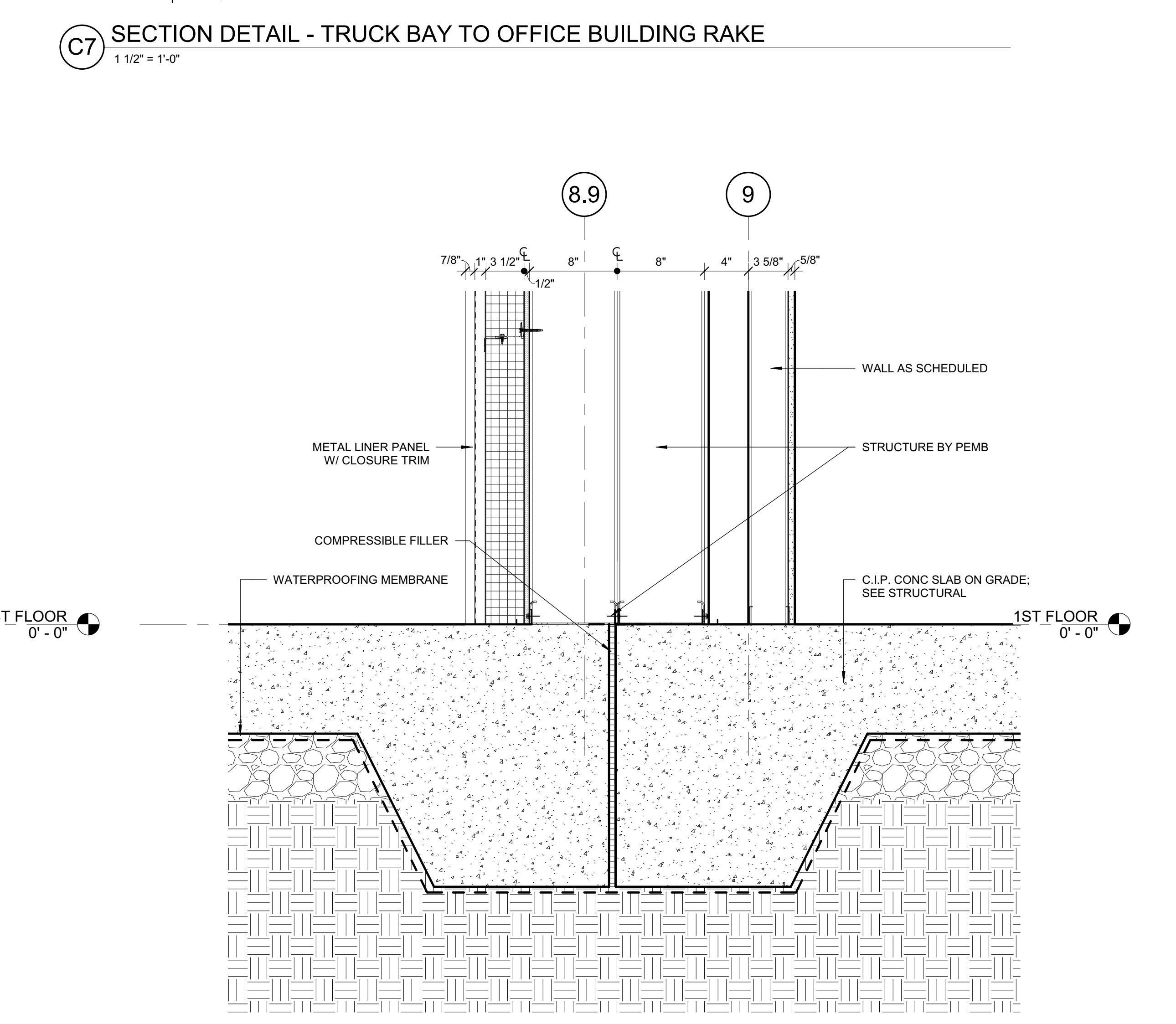
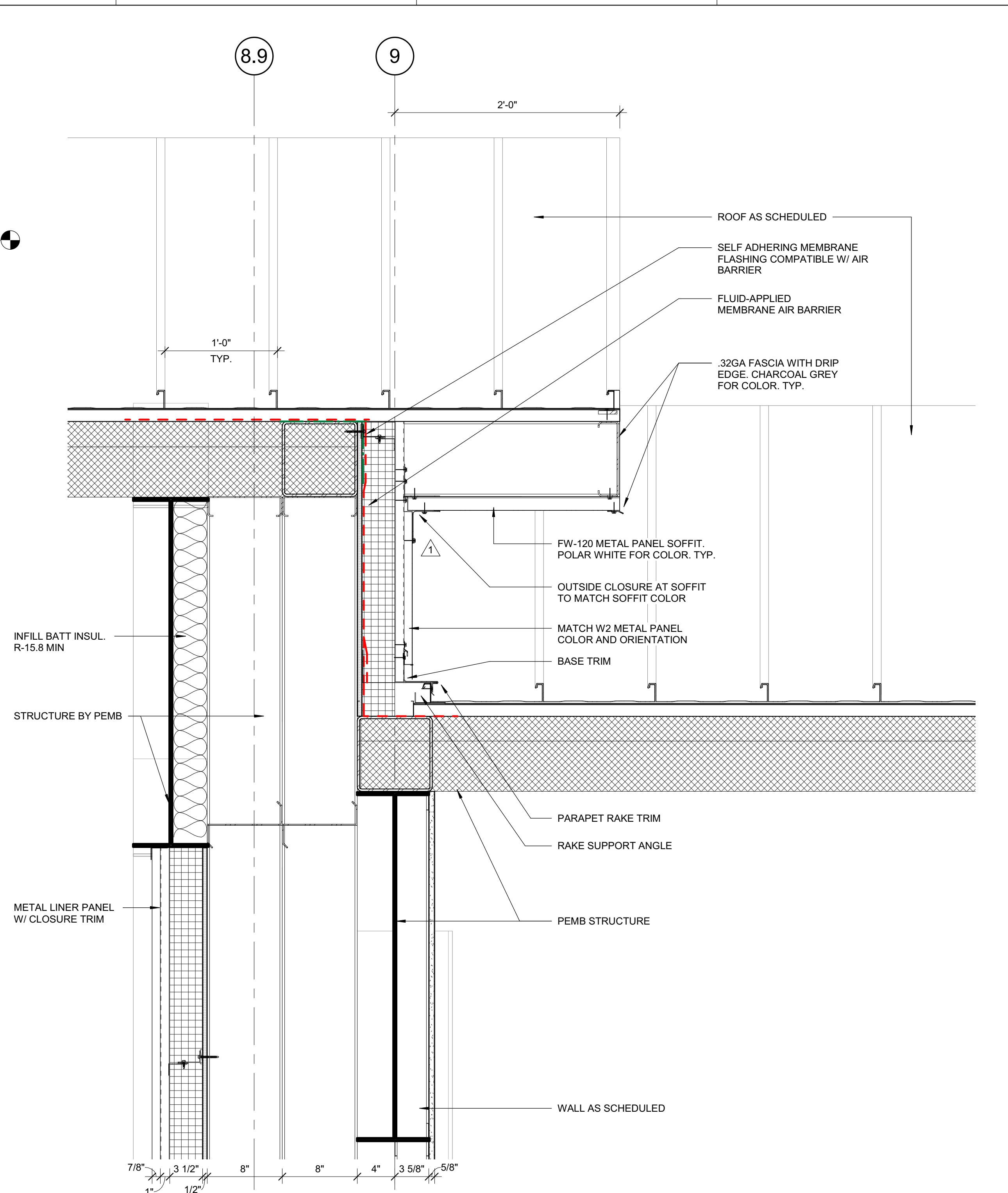
Autodesk Docs/9101-223870 Duke Energy Dunn Ops Center/ARCH/Duke Energy - Dunn Ops Center_2022.rvt
8/16/2024 3:07:10 PM



A1 SECTION DETAIL - SILL AT OVERHEAD DOOR
1 1/2" = 1'-0"



A3 SECTION DETAIL - SILL AT TRUCK BAY
1 1/2" = 1'-0"



A7 SECTION DETAIL - SILL AT TRUCK BAY TO OFFICE BUILDING
1 1/2" = 1'-0"

DRAWING NO.

MAILING ADDRESS:
P.O. BOX 1007
CHARLOTTE, NC 28201

Safety Expectations:

ILLNESS ZERO INJURY ZERO

Reduce Risk
Remove Exposures to Hazards
Reinforce Safe Behavior

LEAP ASSOCIATES PC
CERT. NO. 50417
ARCHITECT
NORTH CAROLINA
REGISTERED ARCHITECT
W. RINKAID COLE

SEAL 05.24.2023

DUNN OPERATIONS CENTER

1269 Jonesboro Rd.
Harnett County, NC 28334

OPERATIONS BUILDING

MARK	DATE	DRN BY	REVISION	OWNER - VE	ISSUED FOR CONSTRUCTION
1	05/24/23				
2					
3					
4					
5					
6					
7					
8					
9					
10					

PROJECT NO: 9101-223870
DRAWING NUMBER

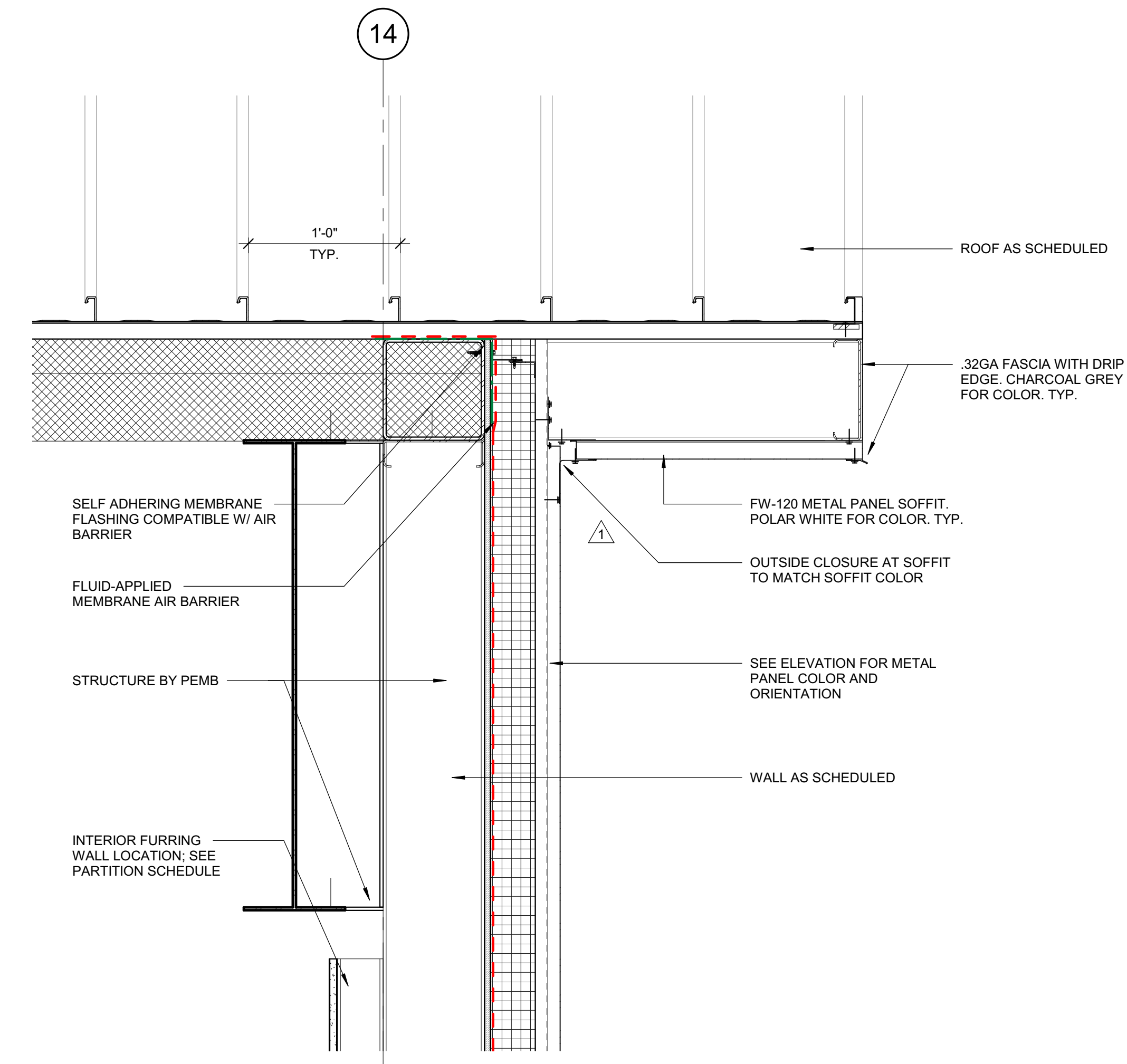
ELECTRONIC FILE NAME:
DRAWN BY: Author
CHK'D BY: Checker DATE: 05.24.2023
E-MAIL: JOHNKINCHELOE@LS3P.COM

THIS DESIGN DRAWING IS THE EXCLUSIVE PROPERTY OF DUKE ENERGY CORPORATION AND SHALL BE CONSIDERED CONFIDENTIAL. IT SHALL NOT BE REPRODUCED, COPIED, OR DISTRIBUTED WITHOUT PRIOR APPROVAL. THIS INFORMATION SHOULD ONLY BE USED FOR THE SPECIFIC PROJECT INTENDED.

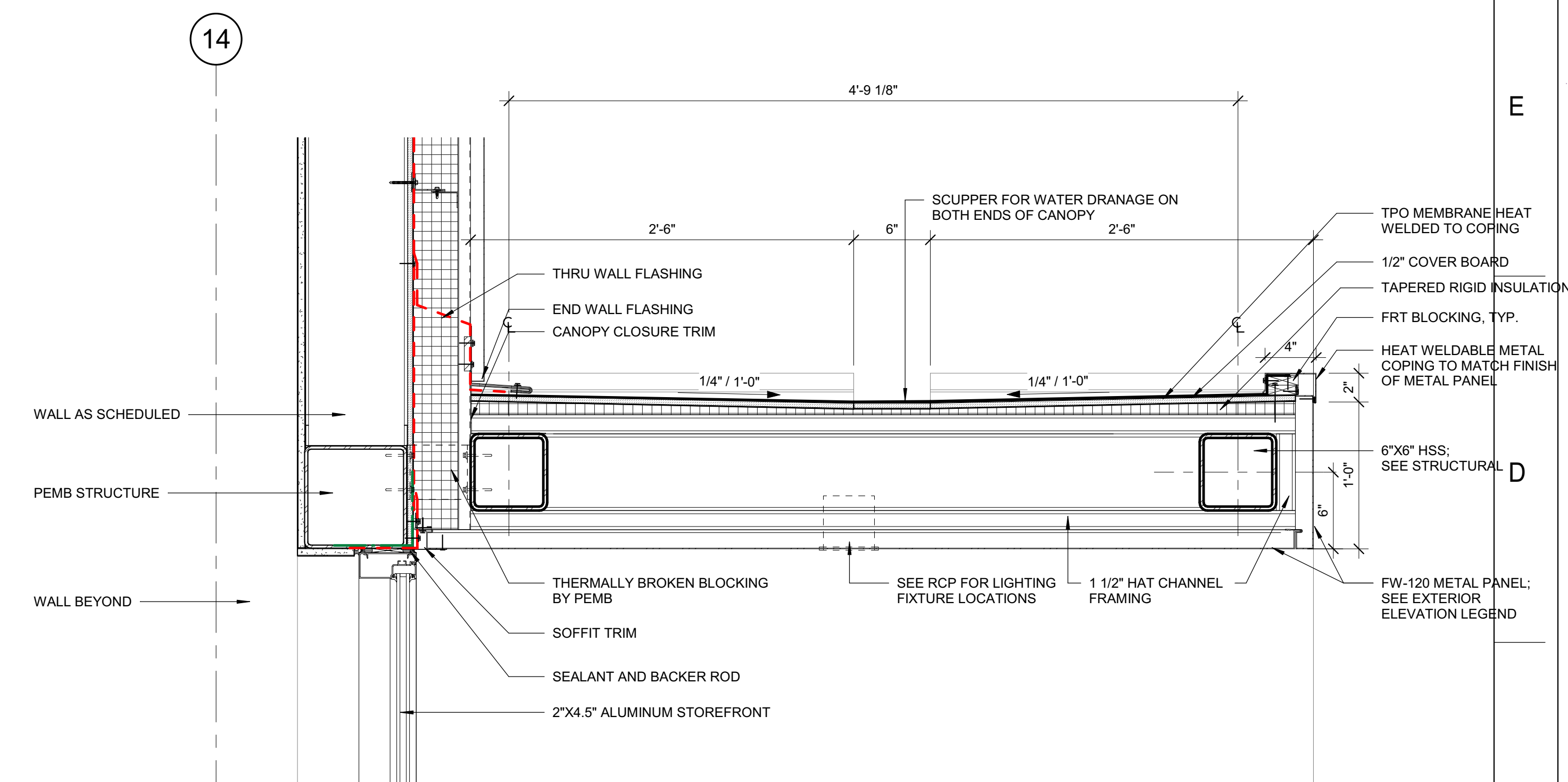
SHEET TITLE:
SECTION DETAILS

SHEET NO.
A-512

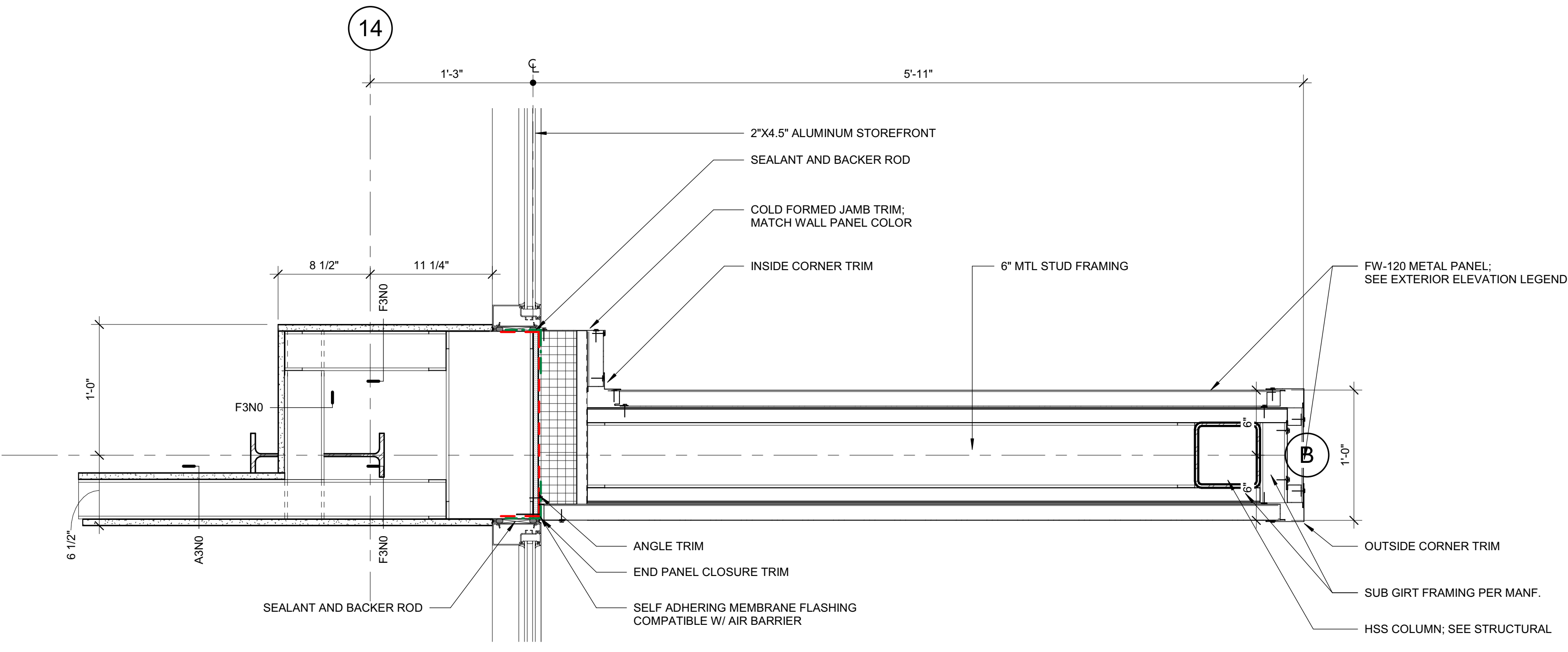
ISSUED FOR CONSTRUCTION



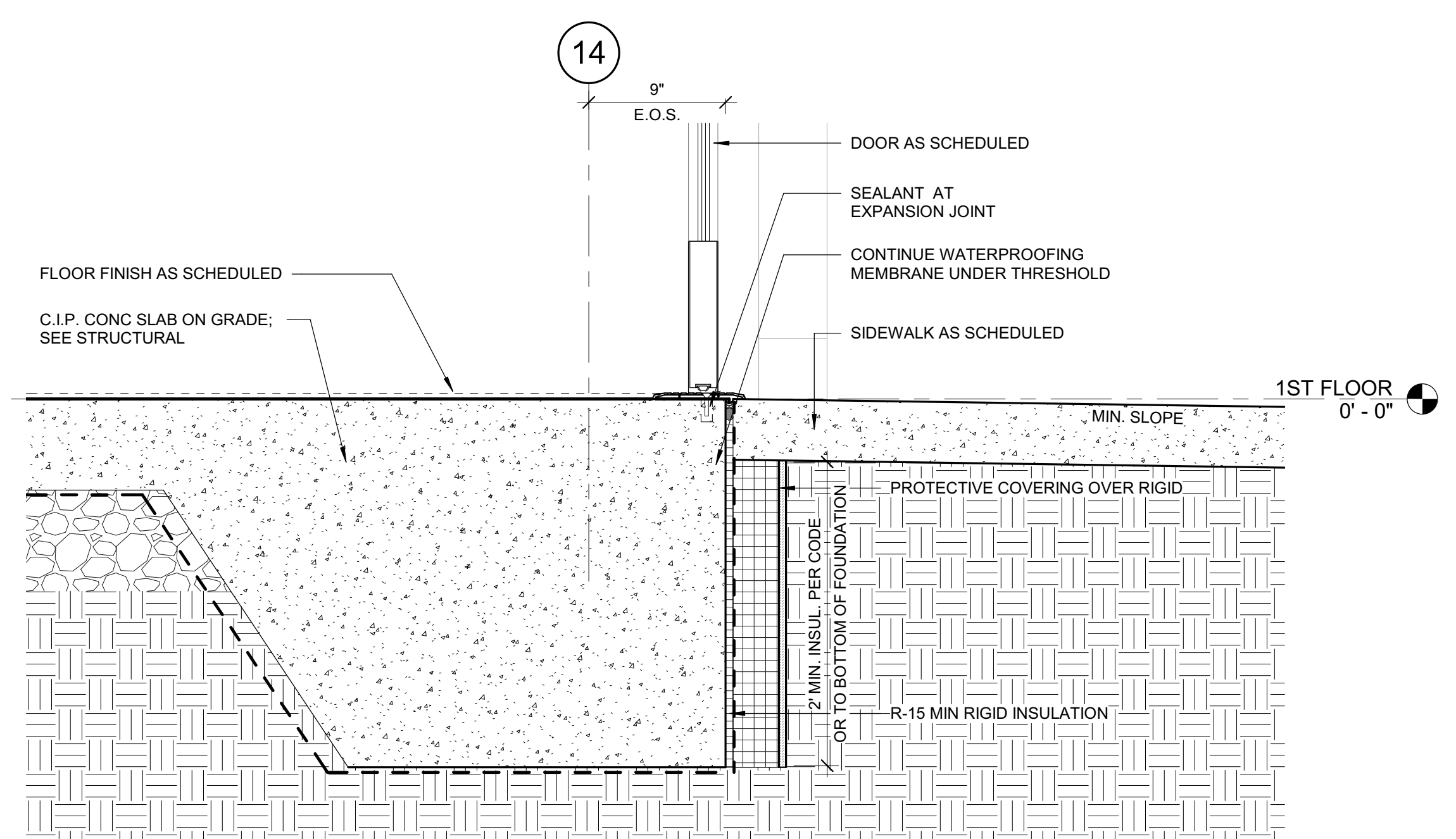
F5 SECTION DETAIL - OFFICE BUILDING RAKE
1 1/2" = 1'-0"



C5 SECTION DETAIL - ENTRY CANOPY
1 1/2" = 1'-0"




A1 PLAN DETAIL - FRONT ENTRY CANOPY END WALL
1 1/2" = 1'-0"



A5 SECTION DETAIL - SILL AT ENTRY
1 1/2" = 1'-0"


Autodesk Docs/9101-223870 Duke Energy Dunn Ops Center/ARCH/Duke Energy - Dunn Ops Center_2022.rvt
8/16/2024 3:07:11 PM

DRAWING NO.



MAILING ADDRESS:
P.O. BOX 1007
CHARLOTTE, NC 28201

Safety Expectations:
ILLNESS ZERO INJURY ZERO
Reduce Risk
Remove Exposures to Hazards
Reinforce Safe Behavior



DUNN OPERATIONS CENTER

1269 Jonesboro Rd.
Harnett County, NC 28334

OPERATIONS BUILDING

MARK	DATE	DRN BY	REVISION
1			
2			
3			
4			
5			
6			
7			
8			
9			
10	05.24.23	OWNER - VE	ISSUED FOR CONSTRUCTION

PROJECT NO: 9101-223870
DRAWING NUMBER

ELECTRONIC FILE NAME:
DRAWN BY: Author
CHKD BY: Checker DATE: 05.24.2023
E-MAIL: JOHNKINCHLOE@LS3P.COM


ENTRY CANOPY DETAILS

SHEET NO.


A-513

ISSUED FOR CONSTRUCTION

AXONS SHOWN FOR CLARITY AND DESIGN INTENT, REFER TO ELEVATIONS AND DETAILS FOR MATERIALS AND PATTERNS.




E1 AXON - FRONT ENTRY



A1 AXON - FRONT ENTRY 2


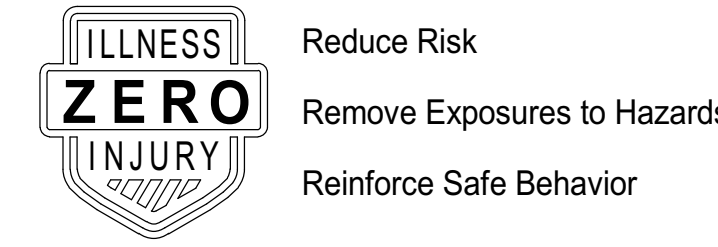
Autodesk Docs/9101-223870 Duke Energy Dunn Ops Center/ARCH/Dunn Ops Center_v2022.rvt 8/16/2024 3:07:14 PM

DRAWING NO.



MAILING ADDRESS:
P.O. BOX 1007
CHARLOTTE, NC 28201

Safety Expectations:



DUNN OPERATIONS CENTER

1269 Jonesboro Rd.
Harnett County, NC 28334

OPERATIONS BUILDING

MARK	DATE	DRN BY	REVISION
1	05.24.23		ISSUED FOR CONSTRUCTION
2			
3			
4			
5			
6			
7			
8			
9			
10			

PROJECT NO: 9101-223870

DRAWING NUMBER

ELECTRONIC FILE NAME:

DRAWN BY: Author

CHK'D BY: Checker DATE: 05.24.2023

E-MAIL: JOHNKINCHELOE@LS3P.COM

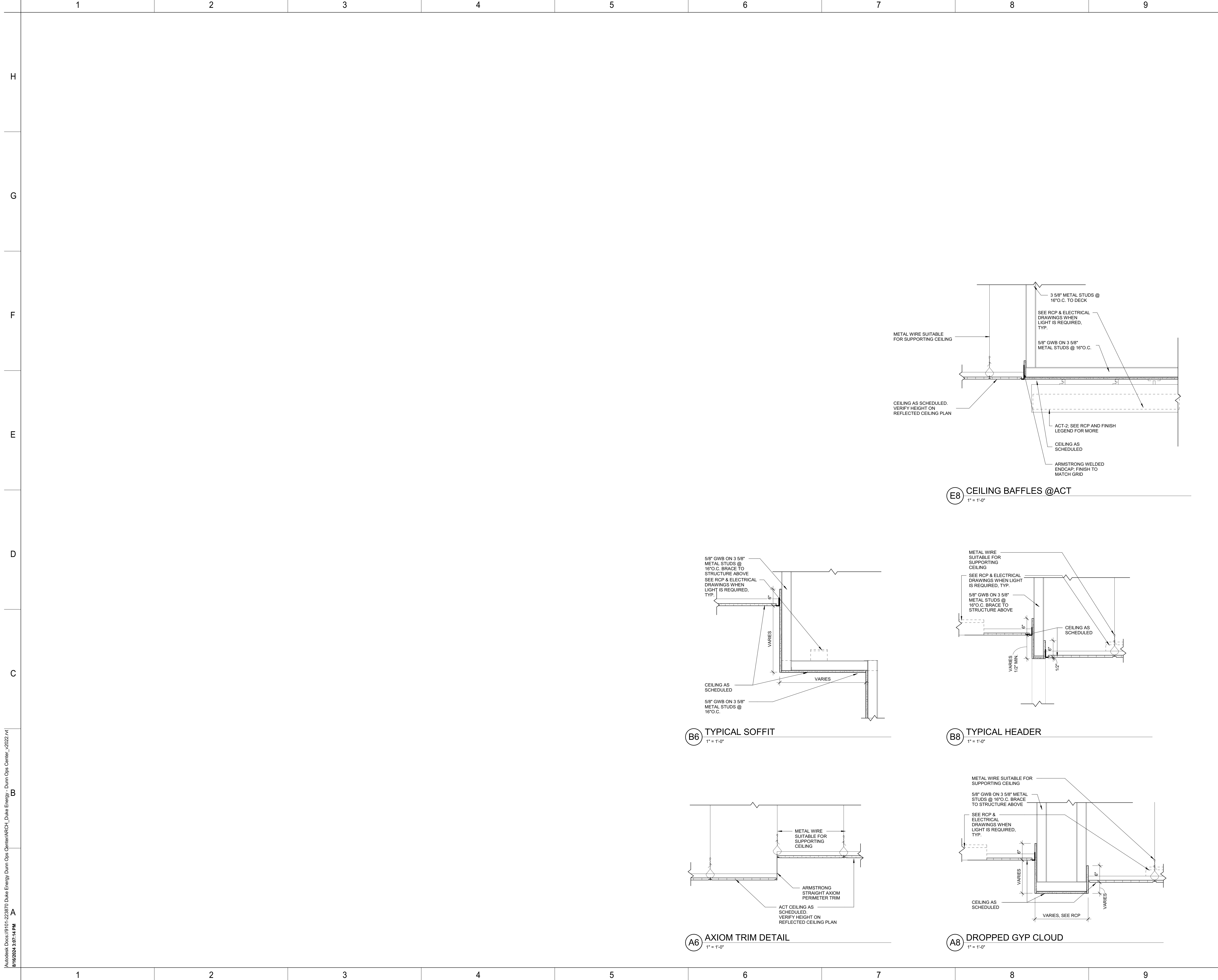
THIS DESIGN DRAWING IS THE EXCLUSIVE PROPERTY OF DUKE ENERGY CORPORATION AND IS CONSIDERED CONFIDENTIAL. IT SHALL NOT BE MODIFIED, COPIED, OR DISTRIBUTED WITHOUT PRIOR APPROVAL. THIS INFORMATION SHOULD ONLY BE USED FOR THE SPECIFIC PROJECT INTENDED.

**SHEET TITLE:
ENTRY CANOPY
AXONS**

SHEET NO.


A-514

ISSUED FOR CONSTRUCTION



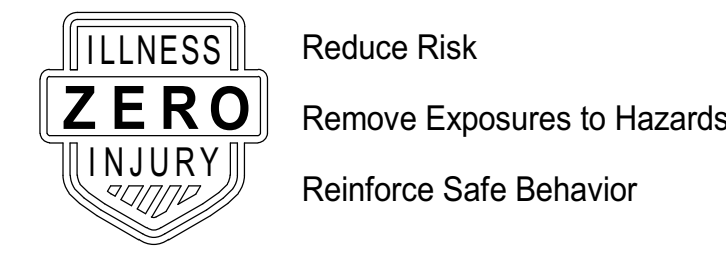
Autodesk Docs/9101-223870/Duke Energy Dunn Ops Center/ARCH/Duke Energy - Dunn Ops Center_v2022.rvt
 8/16/2024 3:07:14 PM

DRAWING NO.



MAILING ADDRESS:
 P.O. BOX 1007
 CHARLOTTE, NC 28201

Safety Expectations:



SEAL 05.24.2023

DUNN OPERATIONS CENTER

1269 Jonesboro Rd.
 Harnett County, NC 28334

OPERATIONS BUILDING

MARK	DATE	DRN BY	REVISION
1			ISSUED FOR CONSTRUCTION
2			
3			
4			
5			
6			
7			
8			
9			
10	05.24.23		

PROJECT NO: 9101-223870
 DRAWING NUMBER

ELECTRONIC FILE NAME:

DRAWN BY: Author

CHK'D BY: Checker DATE: 05.24.2023

E-MAIL: JOHNKINCHELOE@LS3P.COM

THIS DESIGN DRAWING IS THE EXCLUSIVE PROPERTY OF DUKE ENERGY CORPORATION AND IS CONSIDERED CONFIDENTIAL. IT SHALL NOT BE MODIFIED, COPIED, OR DISTRIBUTED WITHOUT PRIOR APPROVAL. THIS INFORMATION SHOULD ONLY BE USED FOR THE SPECIFIC PROJECT INTENDED.

SHEET TITLE:
CEILING DETAILS

SHEET NO.

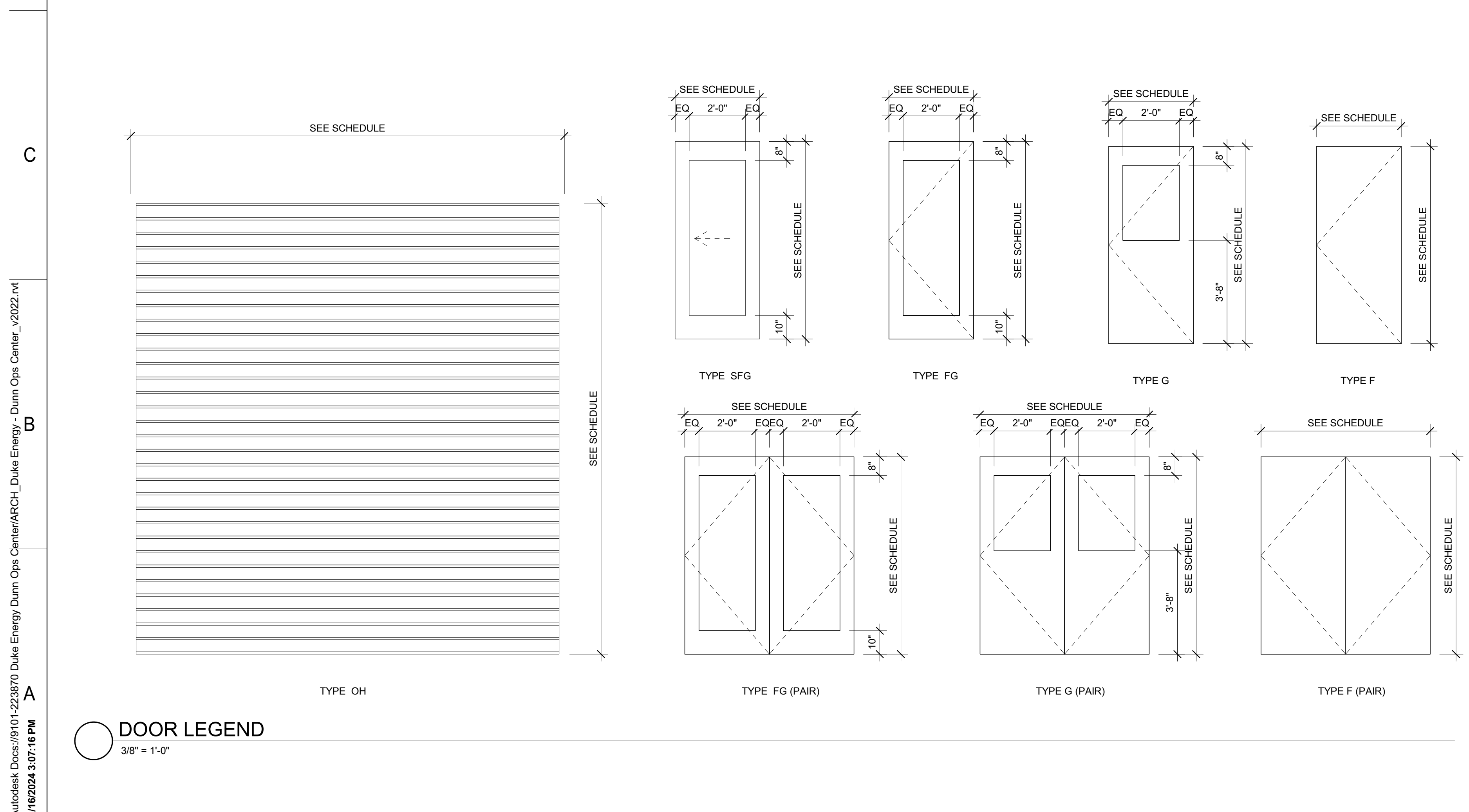
A-521

ISSUED FOR CONSTRUCTION

DOOR AND FRAME SCHEDULE												
DOOR NUMBER	TO ROOM: NAME	DOOR			DOOR		DOOR	FRAME			REMARKS	
		MATL	TYPE	FINISH	WIDTH	HEIGHT	HDWR	MATL	TYPE	FINISH		HEAD
1ST FLOOR												
0101-A	SMALL CONF.	AL/GL	FG	BLACK	3' - 0"	8' - 0"	1	AL	F1	BLACK		
0102-A	FOCUS	AL/GL	SFG	BLACK	3' - 0"	8' - 0"	1	AL	F1	BLACK		
0103-A	OFFICE	AL/GL	FG	BLACK	3' - 0"	8' - 0"	2	AL	F1	BLACK		
0104-A	FOCUS	AL/GL	SFG	BLACK	3' - 0"	8' - 0"	1	AL	F1	BLACK		
0105-A	OFFICE	AL/GL	FG	BLACK	3' - 0"	8' - 0"	2	AL	F1	BLACK		
0107-A	STORAGE	WD	F	PNT	3' - 0"	8' - 0"	6	HM		PNT		
0110-A	OFFICE	AL/GL	FG	BLACK	3' - 0"	8' - 0"	2	AL	F1	BLACK		
0112-A	OFFICE	AL/GL	FG	BLACK	3' - 0"	8' - 0"	2	AL	F1	BLACK		
0113-A	OFFICE	AL/GL	FG	BLACK	3' - 0"	8' - 0"	2	AL	F1	BLACK		
0114-A	OFFICE	AL/GL	FG	BLACK	3' - 0"	8' - 0"	2	AL	F1	BLACK		
0115-A	OFFICE	AL/GL	FG	BLACK	3' - 0"	8' - 0"	2	AL	F1	BLACK		
0116-A	OFFICE	AL/GL	FG	BLACK	3' - 0"	8' - 0"	2	AL	F1	BLACK		
0117-A	CREW	AL/GL	FG	BLACK	3' - 0"	8' - 0"	1	AL	F1	BLACK		
0118-A	MEN'S RESTROOM	WD	F	PNT	3' - 0"	8' - 0"	5	HM	F1	PNT		
0120-A	WOMEN'S RESTROOM	WD	F	PNT	3' - 0"	8' - 0"	5	HM	F1	PNT		
0121-A	UNISEX SHOWER	WD	F	PNT	3' - 0"	8' - 0"	7	HM	F1	PNT		
0122-A	LOCKER ROOM	WD	F	PNT	3' - 0"	8' - 0"	1	HM	F1	PNT		
0124-A	CREW	AL/GL	FG	BLACK	3' - 0"	8' - 0"	1	AL	F1	BLACK		
0125-A	STORAGE	WD/GL	G (PAIR)	PNT	6' - 0"	8' - 0"	1	HM	F1	PNT		
0125-B	STORAGE	HM/GL	G	PNT	3' - 0"	8' - 0"	4	HM	F1	PNT		
0125-C	STORAGE	MANF	OH	MANF	8' - 0"	10' - 0"	(none)	MANF		MANF		FINISH BY MANF TO MATCH BLD EXTERIOR
0126-A	STORAGE	WD/GL	G (PAIR)	PNT	6' - 0"	8' - 0"	1	HM	F1	PNT		
0126-B	STORAGE	MANF	OH	MANF	8' - 0"	10' - 0"	(none)	MANF		MANF		FINISH BY MANF TO MATCH BLD EXTERIOR
0128-A	STORAGE	WD/GL	G (PAIR)	PNT	6' - 0"	8' - 0"	1	HM	F1	PNT		
0128-B	STORAGE	MANF	OH	MANF	8' - 0"	10' - 0"	(none)	MANF		MANF		FINISH BY MANF TO MATCH BLD EXTERIOR
0129-A	STORAGE	WD/GL	G (PAIR)	PNT	6' - 0"	8' - 0"	1	HM	F1	PNT		
0129-B	STORAGE	HM/GL	G	PNT	3' - 0"	8' - 0"	4	HM	F1	PNT		
0129-C	STORAGE	MANF	OH	MANF	8' - 0"	10' - 0"	(none)	MANF		MANF		FINISH BY MANF TO MATCH BLD EXTERIOR
0130-A	CREW	AL/GL	FG	BLACK	3' - 0"	8' - 0"	1	AL	F1	BLACK		
0131-A	CORRIDOR	AL/GL	FG	BLACK	3' - 0"	8' - 0"	1	AL	F1	BLACK		
0132-A	CORRIDOR	WD	F (PAIR)	PNT	6' - 0"	8' - 0"	6	HM	F1	PNT		
0133-A	WELLNESS	WD	F	PNT	3' - 0"	8' - 0"	7	HM	F1	PNT		
0134-A	CORRIDOR	AL/GL	FG	BLACK	3' - 0"	8' - 0"	1	AL	F1	BLACK		
0134-B	CORRIDOR	AL/GL	FG	BLACK	3' - 0"	8' - 0"	1	AL	F1	BLACK		
0134-C	TOWNHALL	WD	F (PAIR)	PNT	6' - 0"	8' - 0"	(none)	HM	F1	PNT		
0137-A	LARGE CONFERENCE	AL/GL	FG	BLACK	3' - 0"	8' - 0"	1	AL	F1	BLACK		
0140-A	TRUCK BAYS	HM/GL	G	PNT	3' - 0"	8' - 0"	4	HM	F1	PNT		
0140-B	TRUCK BAYS	MANF	OH	MANF	8' - 0"	10' - 0"	(none)	MANF		MANF		FINISH BY MANF TO MATCH BLD EXTERIOR
0140-C	TRUCK BAYS	MANF	OH	MANF	15' - 0"	16' - 0"	(none)	MANF		MANF		FINISH BY MANF TO MATCH BLD EXTERIOR
0140-D	TRUCK BAYS	MANF	OH	MANF	15' - 0"	16' - 0"	(none)	MANF		MANF		FINISH BY MANF TO MATCH BLD EXTERIOR
0140-E	TRUCK BAYS	MANF	OH	MANF	15' - 0"	16' - 0"	(none)	MANF		MANF		FINISH BY MANF TO MATCH BLD EXTERIOR
0140-F	TRUCK BAYS	MANF	OH	MANF	15' - 0"	16' - 0"	(none)	MANF		MANF		FINISH BY MANF TO MATCH BLD EXTERIOR
0140-G	TRUCK BAYS	MANF	OH	MANF	15' - 0"	16' - 0"	(none)	MANF		MANF		FINISH BY MANF TO MATCH BLD EXTERIOR
0140-H	TRUCK BAYS	MANF	OH	MANF	15' - 0"	16' - 0"	(none)	MANF		MANF		FINISH BY MANF TO MATCH BLD EXTERIOR
0140-I	TRUCK BAYS	HM/GL	G	PNT	3' - 0"	8' - 0"	4	HM	F1	PNT		
0140-J	TRUCK BAYS	HM/GL	G	PNT	3' - 0"	8' - 0"	4	HM	F1	PNT		
0140-K	TRUCK BAYS	MANF	OH	MANF	15' - 0"	16' - 0"	(none)	MANF		MANF		FINISH BY MANF TO MATCH BLD EXTERIOR
0140-L	TRUCK BAYS	MANF	OH	MANF	15' - 0"	16' - 0"	(none)	MANF		MANF		FINISH BY MANF TO MATCH BLD EXTERIOR
0140-M	TRUCK BAYS	MANF	OH	MANF	15' - 0"	16' - 0"	(none)	MANF		MANF		FINISH BY MANF TO MATCH BLD EXTERIOR
0140-N	TRUCK BAYS	MANF	OH	MANF	15' - 0"	16' - 0"	(none)	MANF		MANF		FINISH BY MANF TO MATCH BLD EXTERIOR
0140-O	TRUCK BAYS	MANF	OH	MANF	15' - 0"	16' - 0"	(none)	MANF		MANF		FINISH BY MANF TO MATCH BLD EXTERIOR
0140-P	TRUCK BAYS	MANF	OH	MANF	15' - 0"	16' - 0"	(none)	MANF		MANF		FINISH BY MANF TO MATCH BLD EXTERIOR
0140-Q	TRUCK BAYS	MANF	OH	MANF	8' - 0"	10' - 0"	(none)	MANF		MANF		FINISH BY MANF TO MATCH BLD EXTERIOR
0140-R	TRUCK BAYS	HM/GL	G	PNT	3' - 0"	8' - 0"	4	HM	F1	PNT		
01000-A	MAIN ENTRY	AL/GL	FG (PAIR)	BLACK	6' - 0"	8' - 0"	4	AL	F1	BLACK		
01000-B	MAIN ENTRY	AL/GL	FG (PAIR)	BLACK	6' - 0"	8' - 0"	4	AL	F1	BLACK		
01001-A	JANITOR	WD	F	PNT	3' - 0"	8' - 0"	6	HM	F1	PNT		
01002-A	CORRIDOR	WD	F	PNT	3' - 0"	8' - 0"	6	HM	F1	PNT		
01003-A	IT / TELECOM	WD	F	PNT	3' - 0"	8' - 0"	6	HM	F1	PNT		
01005-A	ELECTRICAL	HM	F (PAIR)	PNT	6' - 0"	8' - 0"	3	HM	F1	PNT		
C4-A	CORRIDOR	AL/GL	FG	BLACK	3' - 0"	8' - 0"	4	AL	F1	BLACK		
C4-B	CORRIDOR	AL/GL	FG	BLACK	3' - 0"	8' - 0"	4	AL	F1	BLACK		
C5-A	CORRIDOR	WD/GL	G (PAIR)	PNT	6' - 0"	8' - 0"	1	HM	F1	PNT		
C6-A	CORRIDOR	WD/GL	G (PAIR)	PNT	6' - 0"	8' - 0"	4	HM	F1	PNT		
C7-A	TRUCK BAYS	WD/GL	G (PAIR)	PNT	6' - 0"	8' - 0"	4	HM	F1	PNT		
C8-A	CORRIDOR	WD/GL	G (PAIR)	PNT	6' - 0"	8' - 0"	1	HM	F1	PNT		

DOOR HARDWARE SET LIST						
SET	HARDWARE TYPE	LOCKSET	HINGES	CLOSER	FRAME SILENCER	KICKPLATE
1	Passage	A-Series	1 1/2 pr - BB 5 knuckle	No	Yes	No
2	Locking Office	Lockset ANSI F81	1 1/2 pr - BB 5 knuckle	No	Yes	No
3	Egress	Series 22 - Exit device	1 1/2 pr - BB 5 knuckle	Yes	Yes	No
4	Entry	Series 24 - Exit device	3 pr - BB 5 knuckle	Yes	Yes	No
5	Restroom	Push/Pull	1 1/2 pr - BB 5 knuckle	Yes	Yes	Yes
6	Storage	Lockset ANSI F86	1 1/2 pr - BB 5 knuckle	No	Yes	No
7	Privacy	Lockset with Occupancy Sensor	1 1/2 pr - BB 5 knuckle	Yes	Yes	Yes

- GENERAL NOTES:
- ALL LOCKSETS TO COMPLY WITH 1010.1.9.5 UNLATCHING OPERATIONS
 - ALL HOLLOW METAL DOOR FRAMES TO BE WELDED
 - SEE SECURITY DRAWINGS FOR ADDITIONAL HARDWARE REQUIREMENTS AND SPECIFICATIONS
 - SEE SECURITY DRAWINGS FOR CARD READER LOCATIONS AND SPECIFICATIONS
 - ALL GLAZING TO COMPLY WITH 2405 NCSCB AND SHALL BE TEMPERED
 - ALL INTERIOR HARDWARE TO BE BLACK, ALL EXTERIOR HARDWARE TO BE SATIN CHROME



MAILING ADDRESS:
P.O. BOX 1007
CHARLOTTE, NC 28201

Safety Expectations:

Reduce Risk
Remove Exposures to Hazards
Reinforce Safe Behavior

SEAL 05.24.2023

DUNN OPERATIONS CENTER

1269 Jonesboro Rd.
Harnett County, NC 28334

OPERATIONS BUILDING

MARK	DATE	DRN BY	REVISION
1	09.22.23		CLIENT CHANGES
2	05.24.23		ISSUED FOR CONSTRUCTION

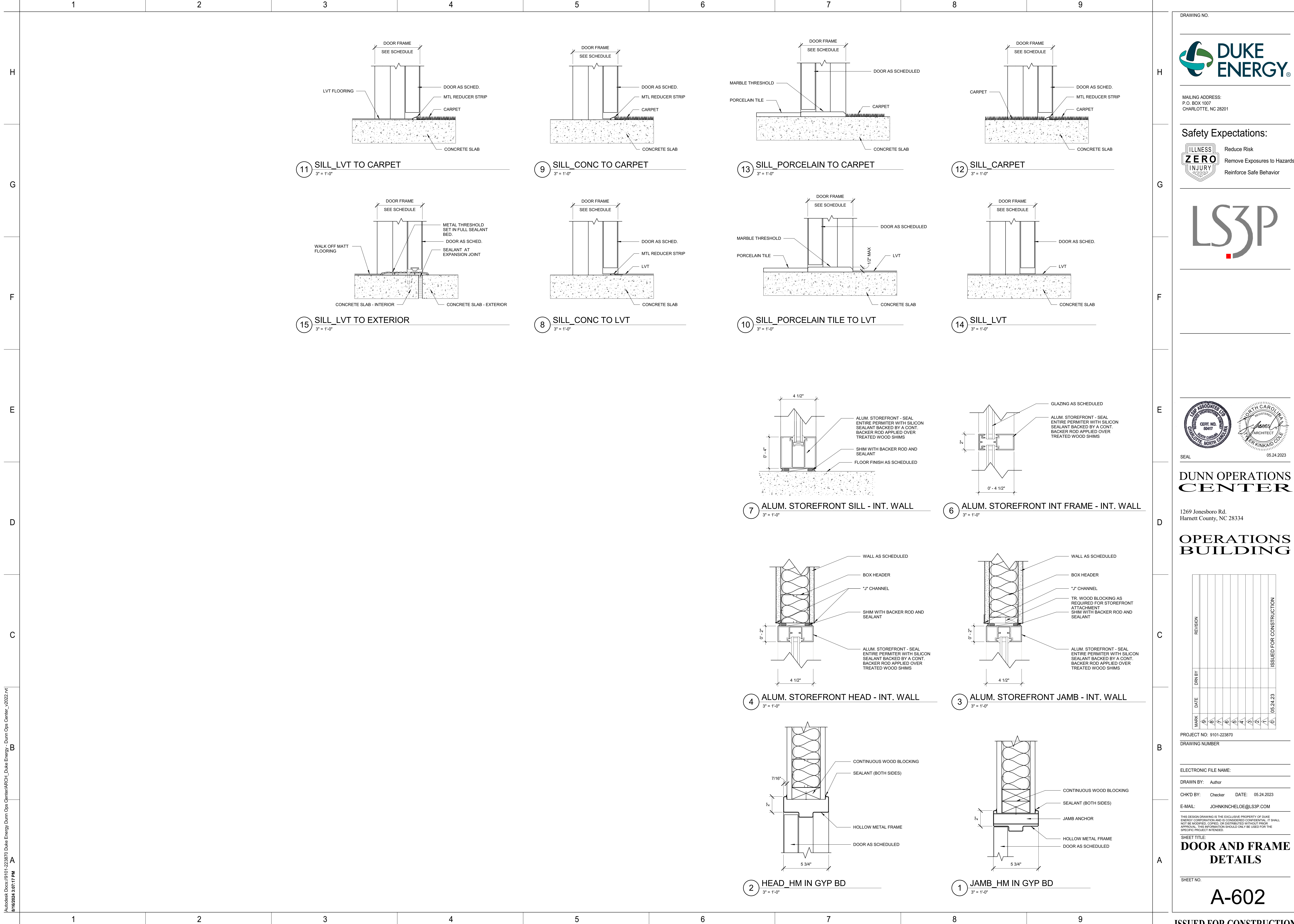
PROJECT NO: 9101-223870
DRAWING NUMBER: **CFD-####-A-6001-41CC2B**

ELECTRONIC FILE NAME:
DRAWN BY: Author
CHKD BY: Checker DATE: 05.24.2023
E-MAIL: JOHNKINCHELOE@LS3P.COM


SHEET TITLE:
DOOR SCHEDULE, DOOR TYPE LEGEND & FRAME TYPES
A-601

ISSUED FOR CONSTRUCTION

Autodesk Docs/9101-223870 Duke Energy Dunn Ops Center/ARCH/Duke Energy - Dunn Ops Center_v2022.rvt
8/16/2024 3:07:17 PM



DRAWING NO.



MAILING ADDRESS:
P.O. BOX 1007
CHARLOTTE, NC 28201

Safety Expectations:

ILLNESS ZERO INJURY Reduce Risk
Remove Exposures to Hazards
Reinforce Safe Behavior



DUNN OPERATIONS CENTER

1269 Jonesboro Rd.
Harnett County, NC 28334

OPERATIONS BUILDING

MARK	DATE	DRN BY	REVISION
1	05.24.23		ISSUED FOR CONSTRUCTION
2			
3			
4			
5			
6			
7			
8			
9			

PROJECT NO: 9101-223870
DRAWING NUMBER

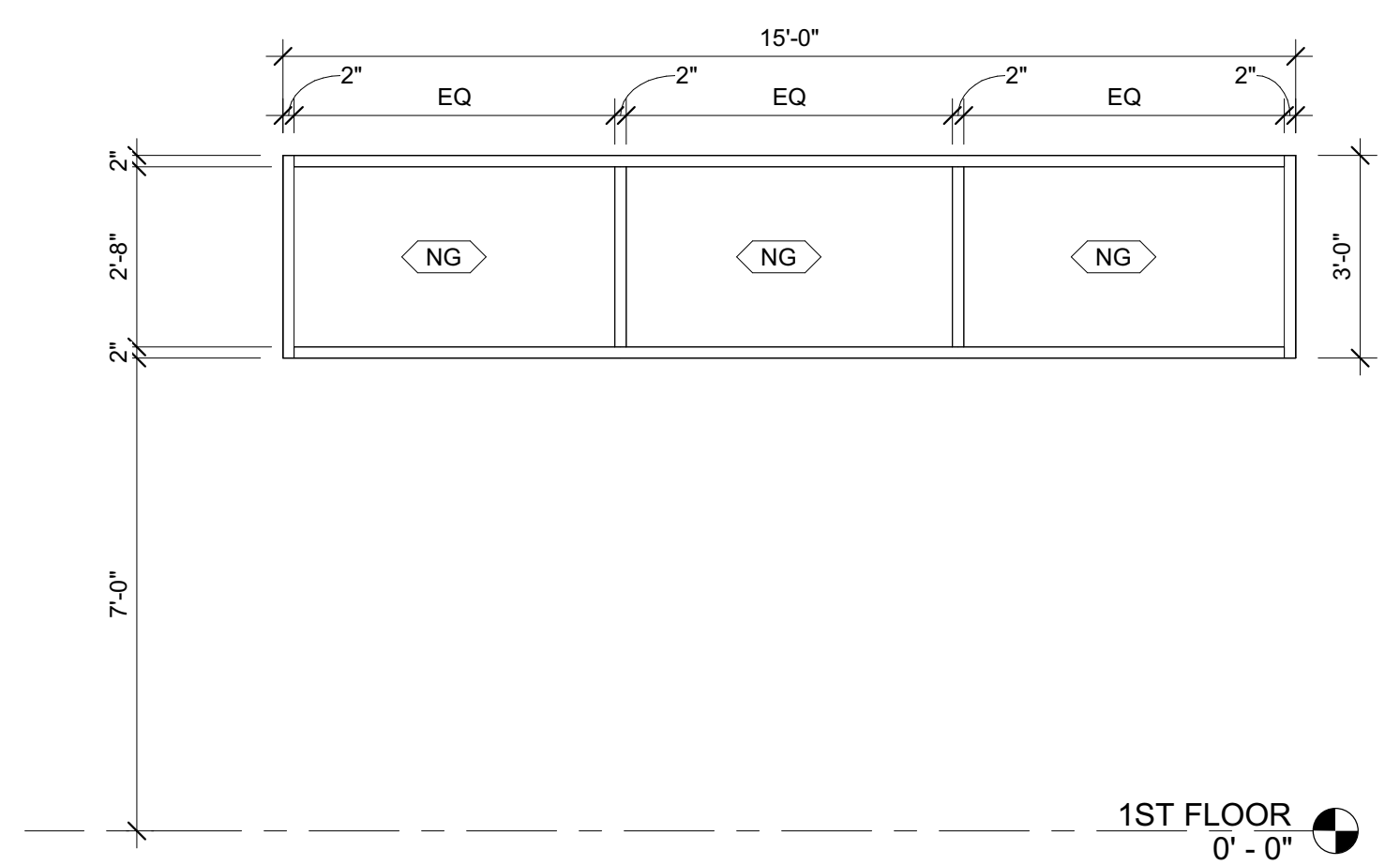
ELECTRONIC FILE NAME:
DRAWN BY: Author
CHK'D BY: Checker DATE: 05.24.2023
E-MAIL: JOHNKINCHELOE@LS3P.COM

DOOR AND FRAME DETAILS

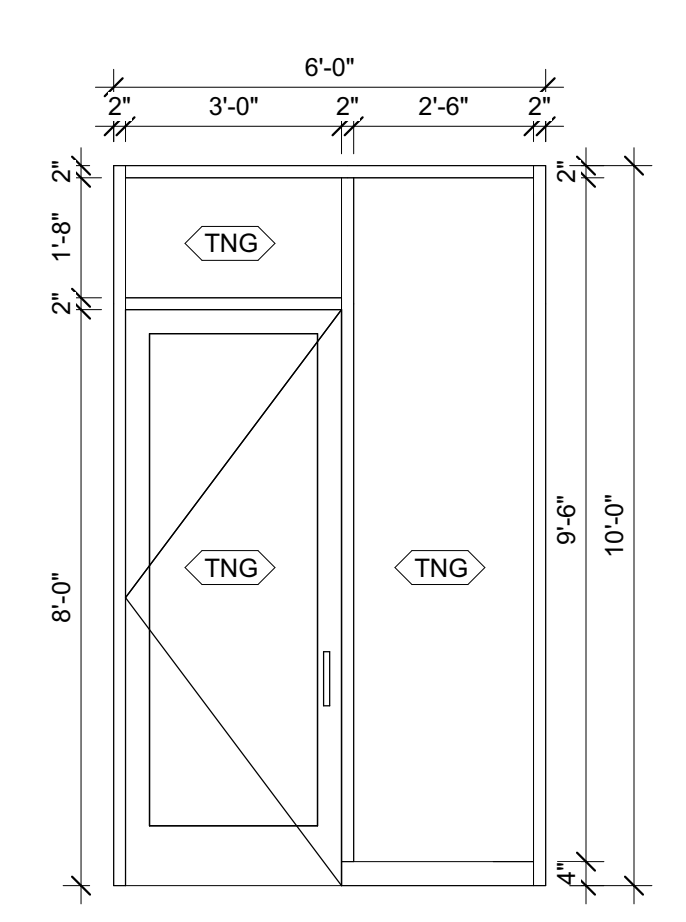
SHEET NO.
A-602

ISSUED FOR CONSTRUCTION

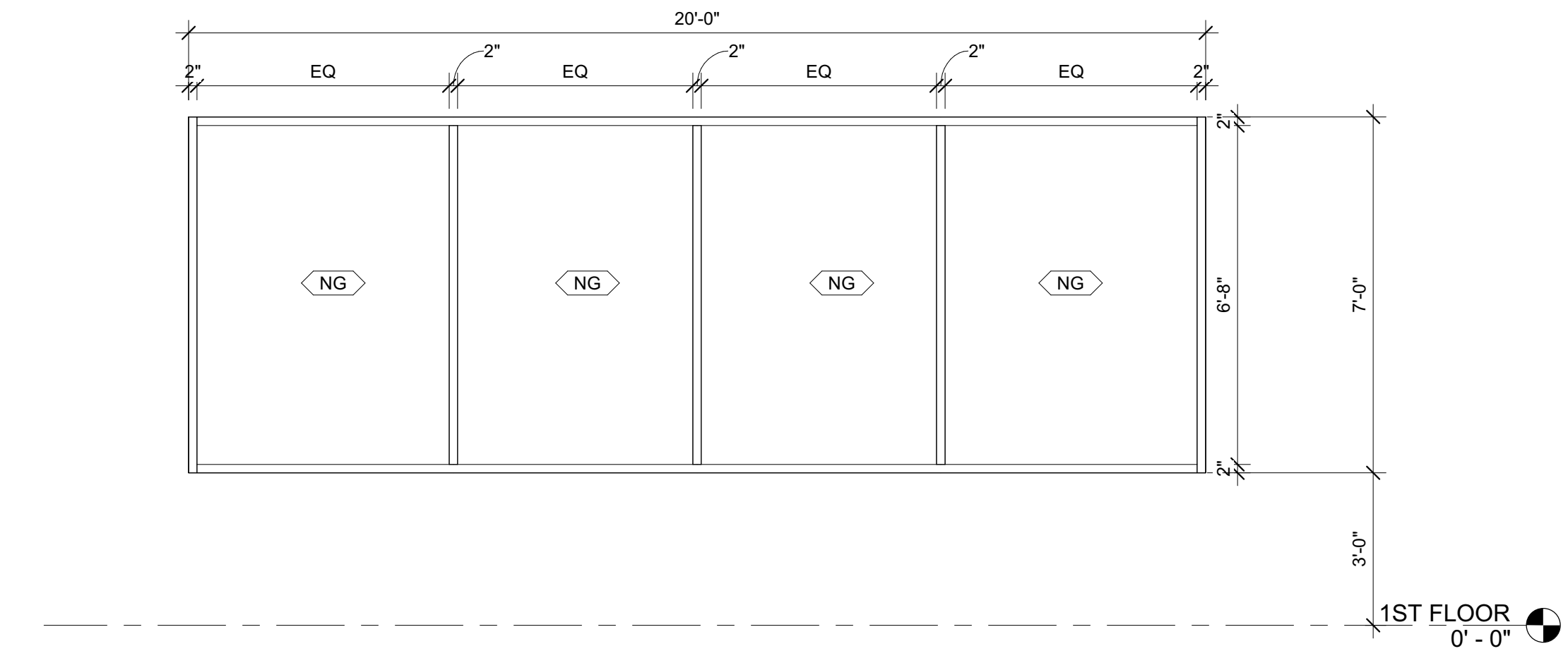
GLAZING TYPES LEGEND	
TYPE	DESCRIPTION
NG	INSUL GLASS CLEAR
TNG	INSUL GLASS TEMPERED CLEAR
NSG	INSUL SPANDREL GLASS; COLOR TO MATCH NG



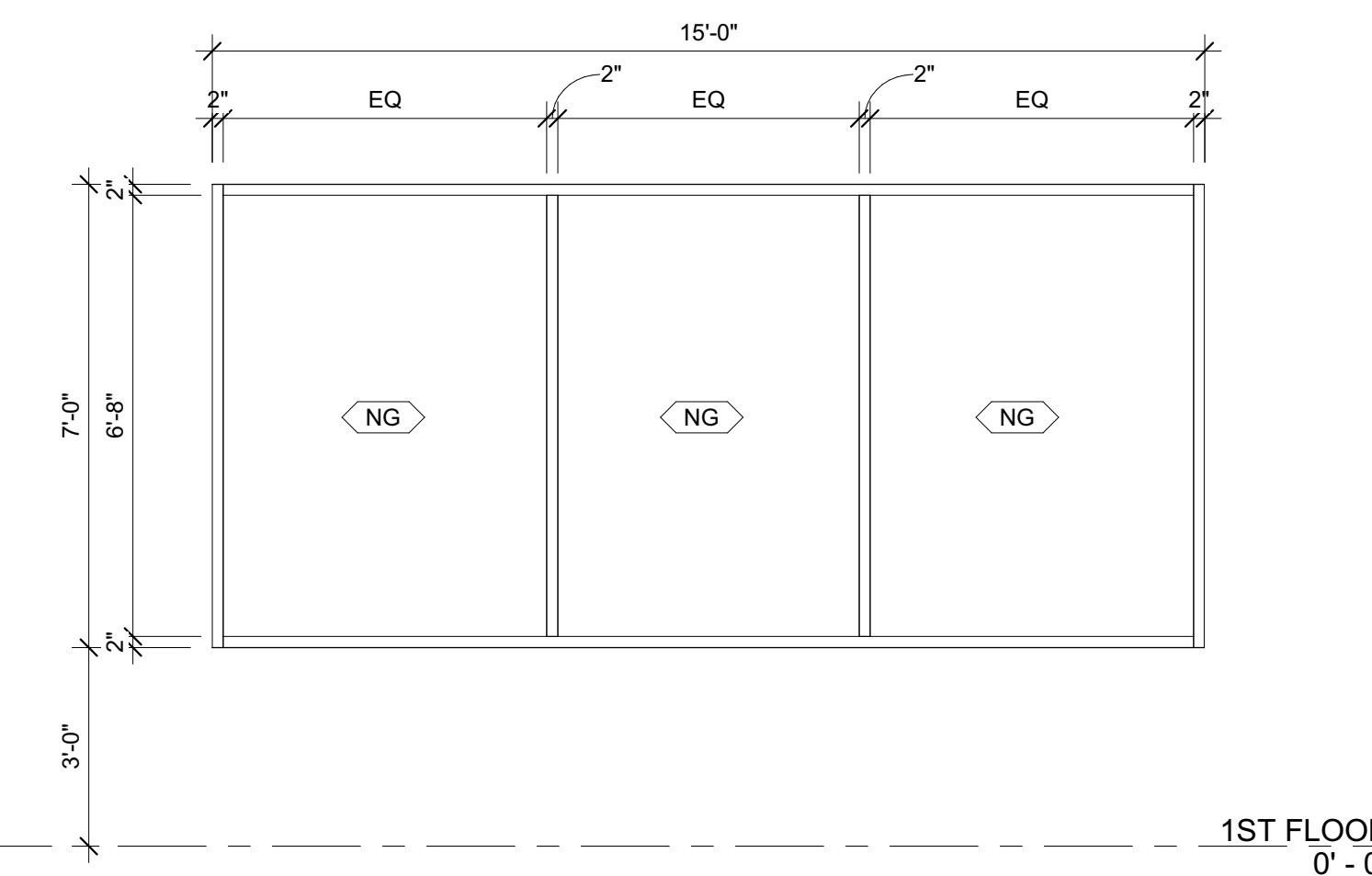
TYPE A



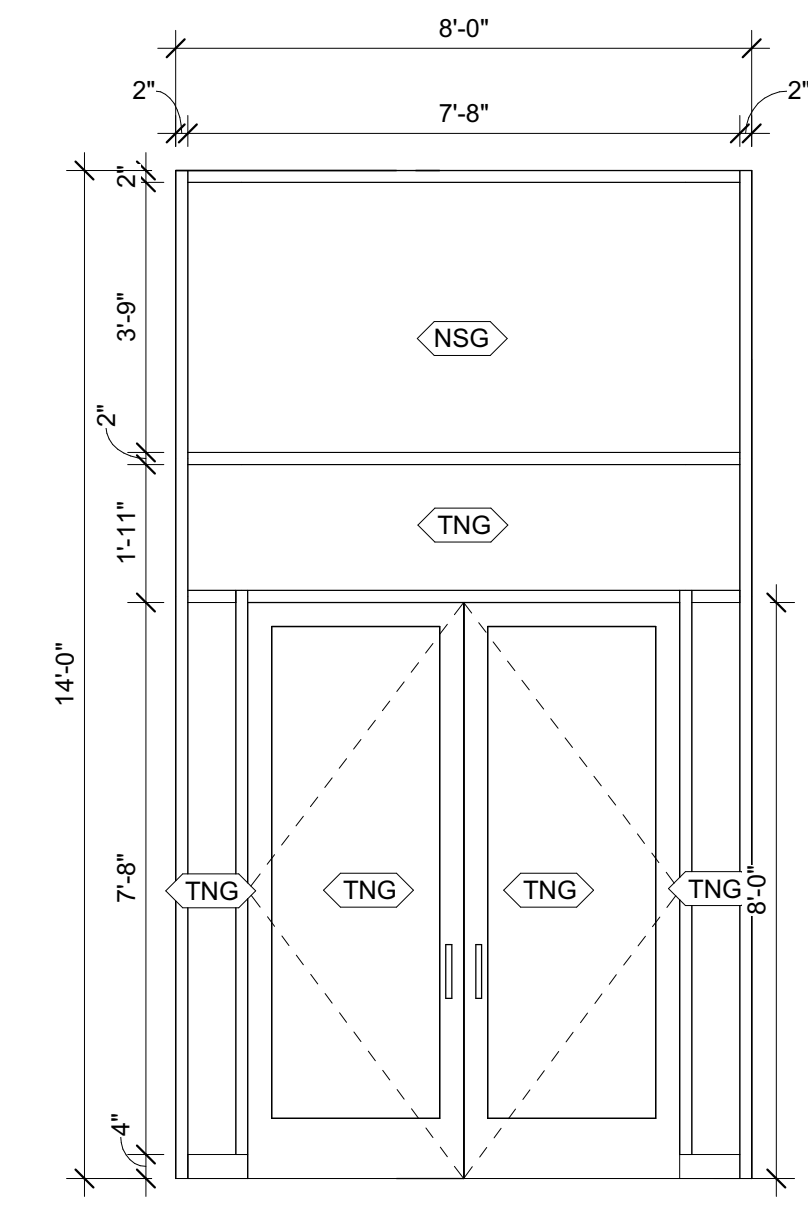
SOUTH ENTRY



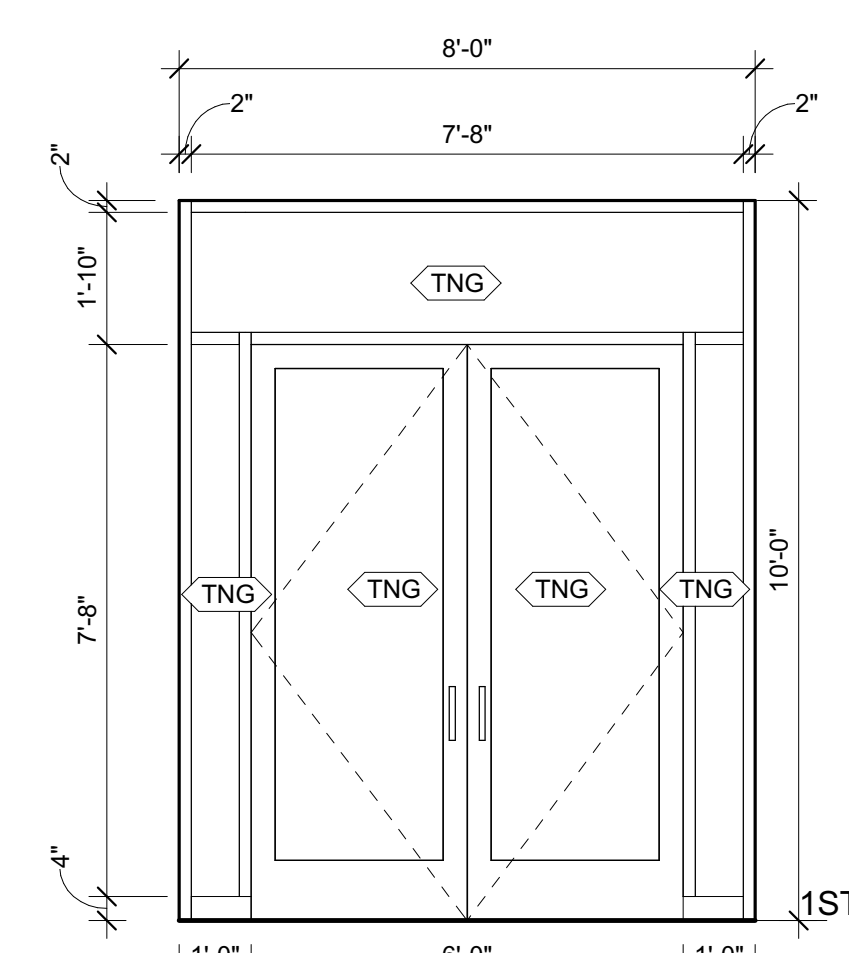
TYPE B



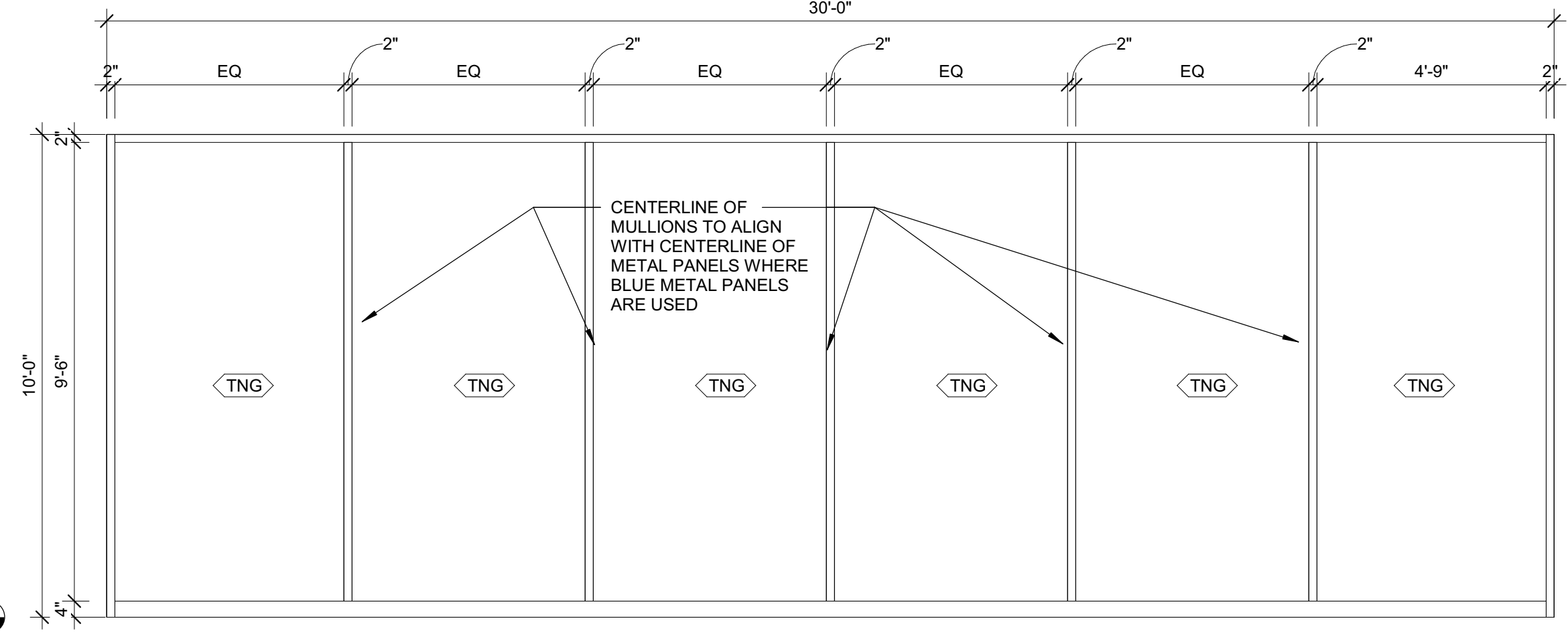
TYPE C



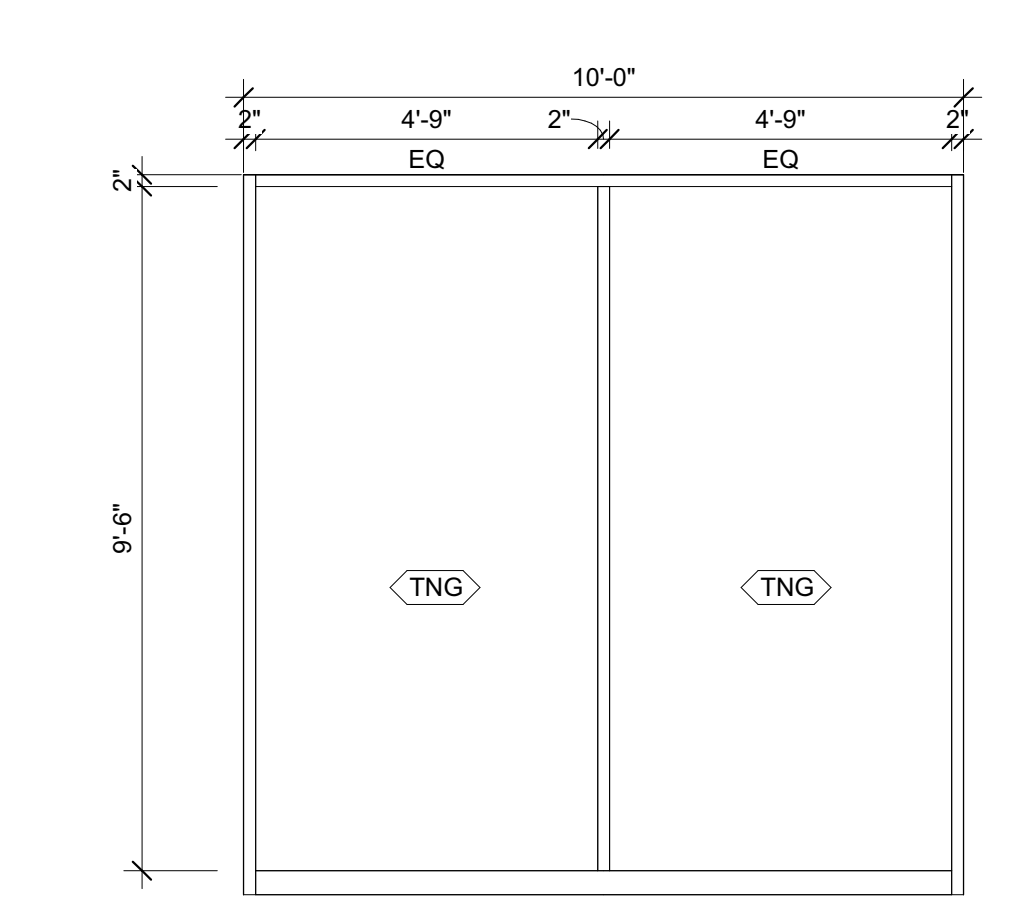
MAIN ENTRY



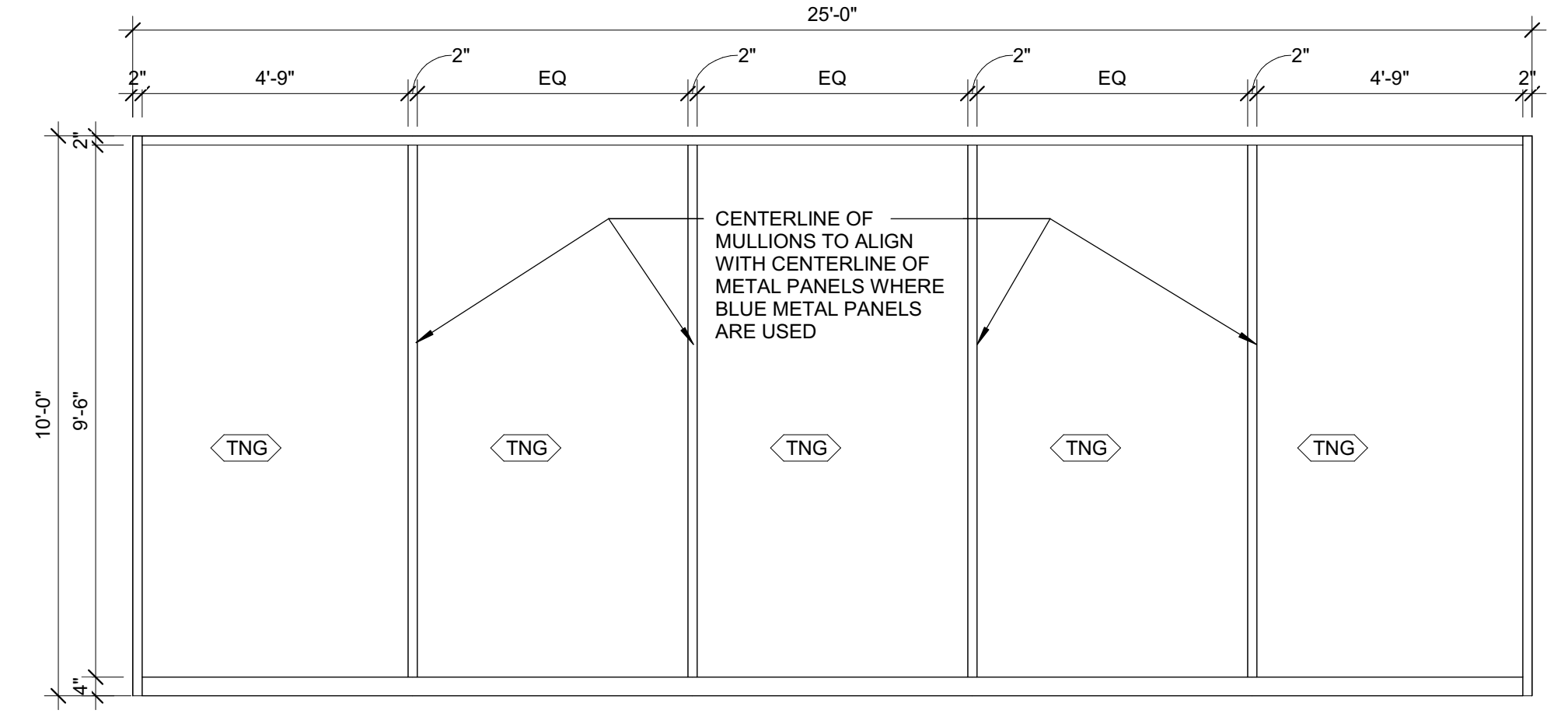
VESTIBULE



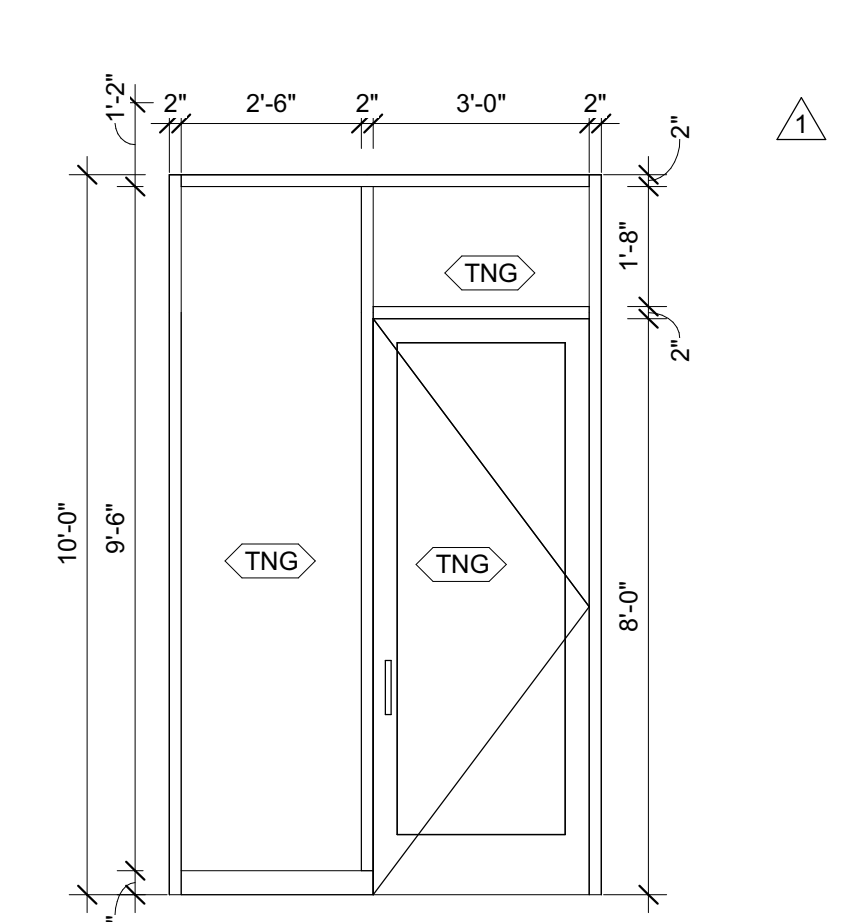
TYPE D



TYPE E




TYPE F



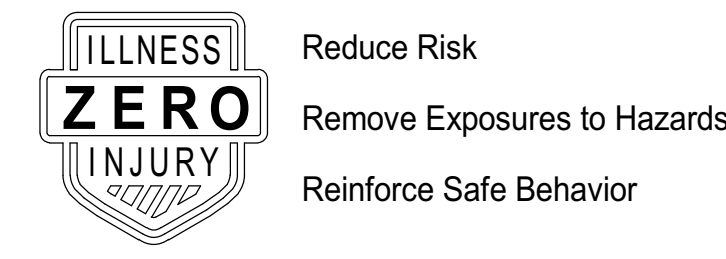
NORTH ENTRY

DRAWING NO.



MAILING ADDRESS:
P.O. BOX 1007
CHARLOTTE, NC 28201

Safety Expectations:



SEAL 05.24.2023

DUNN OPERATIONS CENTER

1269 Jonesboro Rd.
Harnett County, NC 28334

OPERATIONS BUILDING

MARK	DATE	DRN BY	REVISION
1	09.22.23		CLIENT CHANGES
2	05.24.23		ISSUED FOR CONSTRUCTION

PROJECT NO: 9101-223870
DRAWING NUMBER

ELECTRONIC FILE NAME:

DRAWN BY: Author

CHK'D BY: Checker DATE: 05.24.2023

E-MAIL: JOHNKINCHELOE@LS3P.COM

THIS DESIGN DRAWING IS THE EXCLUSIVE PROPERTY OF DUKE ENERGY CORPORATION AND IS CONSIDERED CONFIDENTIAL. IT SHALL NOT BE MODIFIED, COPIED, OR DISTRIBUTED WITHOUT PRIOR APPROVAL. THIS INFORMATION SHOULD ONLY BE USED FOR THE SPECIFIC PROJECT INTENDED.

SHEET TITLE:

WINDOW SCHEDULE & WINDOW TYPE LEGEND
A-603

ISSUED FOR CONSTRUCTION

Autodesk Docs/9101-223870 Duke Energy Dunn Ops Center/ARCH/Dunn Ops Center_2022.rvt
8/16/2024 3:07:19 PM

ROOM FINISH SCHEDULE									
ROOM NUMBER	ROOM NAME	FLOOR	BASE	CEILING	WALLS				REMARKS
					NORTH	EAST	SOUTH	WEST	
1ST FLOOR									
0101	SMALL CONF.	CPT-2	RBC-1	ACT-1	PNT-1	PNT-3	PNT-1	PNT-1	
0102	FOCUS	CPT-2	RBC-1	ACT-1	PNT-1	PNT-1	PNT-1	PNT-3	
0103	OFFICE	CPT-2	RBC-1	ACT-1	PNT-2	PNT-1	PNT-1	PNT-1	
0104	FOCUS	CPT-2	RBC-1	ACT-1	PNT-1	PNT-1	PNT-1	PNT-3	
0105	OFFICE	CPT-2	RBC-1	ACT-1	PNT-2	PNT-1	PNT-1	PNT-1	
0107	STORAGE	SC-1	RBC-1	ACT-1	PNT-1	PNT-3	PNT-1	PNT-1	
0109	OPEN OFFICE	CPT-1	RBC-1	ACT-1	PNT-1	PNT-1	PNT-3	PNT-1	
0110	OFFICE	CPT-2	RBC-1	ACT-1	PNT-2	PNT-1	PNT-1	PNT-1	
0111	PRINT / COPY	LVT-2	RBC-1	ACT-1	PNT-1	PNT-1	PNT-1	PNT-1	
0112	OFFICE	CPT-2	RBC-1	ACT-1	PNT-2	PNT-1	PNT-1	PNT-1	
0113	OFFICE	CPT-2	RBC-1	ACT-1	PNT-1	PNT-1	PNT-2	PNT-1	
0114	OFFICE	CPT-2	RBC-1	ACT-1	PNT-2	PNT-1	PNT-1	PNT-1	
0115	OFFICE	CPT-2	RBC-1	ACT-1	PNT-1	PNT-1	PNT-2	PNT-1	
0116	OFFICE	CPT-2	RBC-1	ACT-1	PNT-2	PNT-1	PNT-1	PNT-1	
0117	CREW	SC-1	RBC-1	ACT-1	PNT-1	PNT-1	PNT-1	PNT-3	
0118	MEN'S RESTROOM	PTF-1	PTB-1	ACT-1	PNT-1	PNT-1	PNT-1	PNT-1	
0120	WOMEN'S RESTROOM	PTF-1	PTB-1	ACT-1	PNT-1	PNT-1	PNT-1	PNT-1	
0121	UNISEX SHOWER	PTF-1	PTB-1	ACT-1	PNT-1	PNT-1	PNT-1	PNT-1	
0122	LOCKER ROOM	SC-1	RBC-1	ACT-1	PNT-1	PNT-1	PNT-1	PNT-1	
0124	CREW	SC-1	RBC-1	ACT-1	PNT-1	PNT-1	PNT-3	PNT-1	
0125	STORAGE	SC-1	RBC-1	-	PNT-1	PNT-1	PNT-1	PNT-1	
0126	STORAGE	SC-1	RBC-1	-	PNT-1	PNT-1	PNT-1	PNT-1	
0128	STORAGE	SC-1	RBC-1	-	PNT-1	PNT-1	PNT-1	PNT-1	
0129	STORAGE	SC-1	RBC-1	-	PNT-1	PNT-1	PNT-1	PNT-1	
0130	CREW	SC-1	RBC-1	ACT-1	PNT-3	PNT-1	PNT-1	PNT-1	
0131	CREW	SC-1	RBC-1	ACT-1	PNT-1	PNT-1	PNT-3	PNT-1	
0132	STORAGE	SC-1	RBC-1	ACT-1	PNT-1	PNT-1	PNT-1	PNT-1	
0133	WELLNESS	CPT-1	RBC-1	ACT-1	PNT-8	PNT-8	PNT-8	PNT-8	
0134	TOWNHALL	CPT-3	RBC-1	ACT-1	PNT-1	PNT-1	PNT-1	PNT-4	
0136	CAFE	LVT-2	RBC-1	ACT-1	PNT-1	PNT-1	PNT-1	PNT-1	
0136-A	PANTRY	LVT-2	RBC-1	ACT-1	PNT-1	PNT-1	PNT-1	PNT-1	
0137	LARGE CONFERENCE	CPT-3	RBC-1	ACT-1	PNT-1	PNT-1	PNT-1	PNT-3	
0140	TRUCK BAYS	SC-1	-	-	-	-	-	-	
01000	MAIN ENTRY	WKM-1	RBC-1	PNT-1	PNT-1	PNT-1	PNT-1	PNT-1	
01001	JANITOR	SC-1	RBC-1	ACT-1	PNT-1	PNT-1	PNT-1	PNT-1	
01002	AV	SC-1	RBC-1	ACT-1	PNT-1	PNT-1	PNT-1	PNT-1	
01003	IT / TELECOM	SC-1	RBC-1	ACT-1	PNT-1	PNT-1	PNT-1	PNT-1	
01005	ELECTRICAL	SC-1	RBC-1	ACT-1	PNT-1	PNT-1	PNT-1	PNT-1	
C1	CORRIDOR	SC-1	RBC-1	ACT-1	PNT-1	PNT-1	PNT-1	PNT-1	
C2	CORRIDOR	SC-1	RBC-1	ACT-1	PNT-1	PNT-1	PNT-1	PNT-1	
C3	CORRIDOR	SC-1	RBC-1	ACT-1	PNT-1	PNT-1	PNT-1	PNT-1	
C4	CORRIDOR	SC-1	RBC-1	ACT-1	PNT-1	PNT-1	PNT-1	PNT-1	
C5	CORRIDOR	SC-1	RBC-1	ACT-1	PNT-1	PNT-1	PNT-1	PNT-1	
C6	CORRIDOR	SC-1	RBC-1	-	PNT-1	PNT-1	PNT-1	PNT-1	
C7	CORRIDOR	SC-1	RBC-1	-	PNT-1	PNT-1	PNT-1	PNT-1	
C8	CORRIDOR	SC-1	RBC-1	ACT-1	PNT-1	PNT-1	PNT-1	PNT-1	

ROOM FINISH LEGEND						
CODE	DESCRIPTION	MANUFACTURER	PATTERN NAME	COLOR NAME	SIZE	COMMENTS
DIVISION 6 WOOD AND PLASTICS						
PLM-1	PLASTIC LAMINATE	FORMICA	COLORCORE MATTE	STORM 912C-AN		COLORCORE SHOULD ONLY BE USED FOR OUTSIDE FACES AND COUNTERTOPS. MATCHING STANDARD LAMINATE MAY BE USED FOR INTERIOR SHELVES AND FACES.
DIVISION 8 DOORS AND WINDOWS						
SSM-1	SOLID SURFACE	SILESTONE		BLANCO MAPLE		EASED EDGES
DHW-1	DOOR HARDWARE FINISH			BLACK		AT ALL INTERIOR DOORS
DIVISION 9 FINISHES - CEILINGS						
ACT-1	ACOUSTICAL CEILING TILE	ARMSTRONG	CALLA BEVELED TEGULAR	WHITE	2'x2'	
ACT-2	ACOUSTICAL BLADES	ARMSTRONG	SOUNDSCAPES BLADES	WHITE	2'x7.5"	QUIET + OPEN COLLAB SPACES - VARYING LENGTHS FOR GYP. CEILINGS AND SOFFITS
PNT-1	CEILING PAINT	SHERWIN-WILLIAMS		CEILING BRIGHT WHITE SW7007		
DIVISION 9 FINISHES - FLOORS						
CPT-1	CARPET TILE	MILLIKEN	TECTONIC	POLAR NIGHT TTN154-119	50cm x 50cm	TYP., ASHLAR INSTALLATION
CPT-2	CARPET TILE	MILLIKEN	ISOGARD	POLAR NIGHT IGC154-119	50cm x 50cm	ACCENT OPTION, ASHLAR INSTALLATION
CPT-3	CARPET TILE	MILLIKEN	PINHOLE	ZOOM PH418	50cm x 50cm	ACCENT OPTION FOR WORK OR COLLABORATIVE AREAS, ASHLAR INSTALLATION
CTG-1	GROUT FOR PTF-1 FLOOR TILE	BOSTIK		SHADOW H195		SEALED
LVT-1	RESILIENT LVT	NOT USED	NOT USED	NOT USED	NOT USED	NOT USED
LVT-2	RESILIENT LVT	MILLIKEN	PIKE	ANTLER PIK124	9"x60"	ACCENT OPTION, STAGGERED INSTALLATION
PTF-1	PORCELAIN TILE, FLOOR	SPECIALTY TILE	AMITY	GRAY	12"x24"	ASHLAR INSTALLATION
SC-1	SEALED CONCRETE			CLEAR		TYP. AT BACK OF HOUSE SPACES, SEE FINISH PLAN
WKM-1	WALK-OFF MAT TILE	MILLIKEN	LOOP / BARK	DARK GREY BKL 118-133	50cm x 50cm	TYP. AT VESIBULES AND ENTRY DOORS, SEE FINISH PLAN, ASHLAR INSTALLATION
DIVISION 9 FINISHES - WALL BASE						
CTG-1	GROUT FOR PTF-1 FLOOR TILE	BOSTIK		SHADOW H195		SEALED
PTB-1	PORCELAIN TILE	SPECIALTY TILE	AMITY	GRAY	3" x 12" BULLNOSE	
RBC-1	RUBBER BASE, COVE	JOHNSONITE		21 PLATINUM	4" COVE	TYP. AT ALL WALLS
RBC-2	RUBBER BASE, COVE	JOHNSONITE		TAS COLONIAL GRAY	4" COVE	ACCENT OPTION; COORDINATE WITH WALL COLOR
RBC-3	RUBBER BASE, COVE	JOHNSONITE		20 CHARCOAL	4" COVE	ACCENT OPTION; COORDINATE WITH WALL COLOR
DIVISION 9 FINISHES - WALLS						
CTG-2	GROUT FOR CTW-1, CTW-2, CTW-3 WALL TILE	LACTICRETE		89 SMOKE GREY		SEALED
CTW-1	CERAMIC TILE, WALL	FLORIDA TILE	STREAMLINE	ARCTIC WHITE	4"x16"	STACKED BOND, FULL HEIGHT INSTALLATION AT WET WALLS
CTW-SCH	CERAMIC WALL TILE EDGE TRIM	SCHLUTER		STAINLESS		SCHLUTER STRIP AT ALL EXPOSED EDGES OF CERAMIC WALL TILE
GTW-1	GLASS WALL TILE	FLORIDA TILE	STREAMLINE	ARCTIC WHITE	3"x6"	SOLDIER BOND, SEE ELEVATION
PNT-1	PAINT	SHERWIN-WILLIAMS		CEILING BRIGHT WHITE SW7007		TYP. WALL COLOR, FINISH EGGSHELL
PNT-2	PAINT	SHERWIN-WILLIAMS		EBBTIDE SW6493		WALL ACCENT, FINISH EGGSHELL
PNT-3	PAINT	SHERWIN-WILLIAMS		LAKESHORE SW6494		WALL ACCENT, FINISH EGGSHELL
PNT-4	PAINT	SHERWIN-WILLIAMS		GREAT FALLS SW6495		WALL ACCENT, FINISH EGGSHELL
PNT-5	PAINT	SHERWIN-WILLIAMS		NAVAL SW6244		WALL ACCENT, FINISH EGGSHELL
PNT-6	PAINT	SHERWIN-WILLIAMS		MELANGE GREEN SW6710		WALL ACCENT, FINISH EGGSHELL
PNT-7	PAINT	SHERWIN-WILLIAMS		PARAKETT SW6711		WALL ACCENT, FINISH EGGSHELL
PNT-8	PAINT	SHERWIN-WILLIAMS		PASSIVE SW7064		WALL ACCENT, FINISH EGGSHELL
PNT-9	PAINT	SHERWIN-WILLIAMS		REPOSE GRAY SW7015		WALL ACCENT, FINISH EGGSHELL
PNT-10	PAINT	SHERWIN-WILLIAMS		TIN LIZZIE SW9163		WALL ACCENT, FINISH EGGSHELL
DIVISION 10 SPECIALTIES						
CRG-1	CORNERGUARD	ACROVYN	VA-200N	MATCH WALL COLOR		1-1/2" LEGS, 7" H BACK OF HOUSE AREA
CRG-2	CORNERGUARD	ACROVYN	VA-200N	BRUSHED SILVER		1-1/2" LEGS, 7" H OFFICE AREAS
FLM-1	PRIVACY FILM	3M		7725 DUSTED CRYSTAL VINYL		2ND SURFACE MOUNTING, SEE ELEVATION(S) FOR PATTERN DETAILS
LKM-1	METAL LOCKERS	PENCO	INVINCIBLE II			SELECTION, STYLE AND SIZE AT THE DISCRETION OF THE DESIGNER FOR THE PRODUCT(S) THAT BEST MEETS THE FACILITY PROGRAM
MHW-1	MILLWORK HARDWARE	TOP KNOBS	M2137 NOUVEAU III	FLAT BLACK	7-9/16" OR 12"	
SHR-1	FABRIC ROLLER SHADES	DRAPER	E SCREEN	CHARCOALGREY-STONE		1% AT CONFERENCE ROOMS / 3% AT ALL OTHER WINDOWS
TP-1	PHENOLIC TOILET PARTITION	HADRIAN	SOLID PLASTIC	BONE		FLOOR MOUNTED, OVERHEAD BRACED TOILET PARTITIONS AND WALL HUNG URINAL SCREENS
VGG-1	VINYL GLASS GRAPHIC	SOUTHWOOD		IMAGE BY OWNER		FULL-SIZE GRAPHIC WITH KNOCKOUT LETTERS, SEE ELEVATION
VWG-1	VINYL WALL GRAPHIC	SOUTHWOOD		IMAGE BY OWNER		FULL-SIZE IMAGE WITH CUSTOM IMAGE. WALL PREP REQUIRES LEVEL 5 FINISH
VWG-2	COMMUNITY WALL GRAPHIC	SOUTHWOOD		IMAGE BY OWNER		ACRYLIC AND VINYL LETTER MESSAGING; SEE ELEVATION
VWG-3	COMMUNITY WALL GRAPHIC	SOUTHWOOD		IMAGE BY OWNER		FULL-SIZE GRAPHIC WITH ACRYLIC LETTERING; SEE ELEVATION

- GENERAL NOTE:
- GC TO PROVIDE ALTERNATE PRICING ON THE BELOW FLOORING MANUFACTURER FINISHES PER DEWS:
 - SHAW:
 - CPT-1: MEMORY TILE ST263 // HEARTEN 48515
 - CPT-2: BELONG TILE ST261 // HEARTEN 48515
 - CPT-3: COLOR FRAME TILE ST081 // IMPLY 81485
 - LVT-1: COMPOUNT 4077V // CHISEL 77520
 - LVT-2: INLET 0925V // THATCH 28720
 - WKM-1: PATH TILE ST034 // LAVA 24549
 - TARKETT:
 - CPT-1: SAVEUR // PURE PARCHMENT
 - CPT-2: SAVEUR // SOVEREIGN
 - LVT-1: ADAPTT STONWALK // GATEHOUSE
 - LVT-2: ID LATTITUDE // LAUREL OAK
 - WKM-1: ASSERTIVE ACTION // STEELWORK


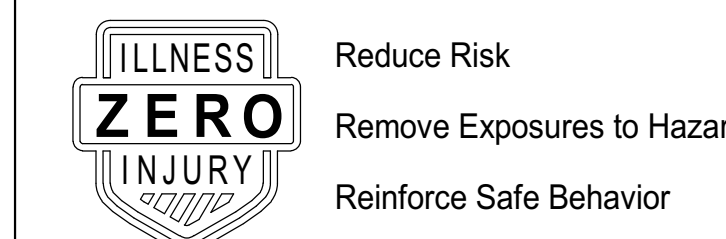
DRAWING NO.

CFD-####-A-6002-41CC2B



MAILING ADDRESS:
P.O. BOX 1007
CHARLOTTE, NC 28201

Safety Expectations:



SEAL 05.24.2023

DUNN OPERATIONS CENTER

1269 Jonesboro Rd.
Harnett County, NC 28334

OPERATIONS BUILDING

MARK	DATE	DRN BY	REVISION
9			
8			
7			
6			
5			
4			
3			
2	07.02.24		FLOORING UPDATE
1	09.22.23		CLIENT CHANGES
0	05.24.23		ISSUED FOR CONSTRUCTION

PROJECT NO: 9101-223870

DRAWING NUMBER

CFD-####-A-6002-41CC2B

ELECTRONIC FILE NAME:

DRAWN BY: Author

CHKD BY: Checker DATE: 05.24.2023

E-MAIL: JOHNKINCHLOE@LS3P.COM

THIS DESIGN DRAWING IS THE EXCLUSIVE PROPERTY OF DUKE ENERGY CORPORATION AND IS CONSIDERED CONFIDENTIAL. IT SHALL NOT BE MODIFIED, COPIED, OR DISTRIBUTED WITHOUT PRIOR APPROVAL. THIS INFORMATION SHOULD ONLY BE USED FOR THE SPECIFIC PROJECT INTENDED.

SHEET TITLE:
FINISH LEGEND AND SCHEDULE

SHEET NO.

A-701

ISSUED FOR CONSTRUCTION



FINISH PLAN SHEET NOTES

- NOTIFY THE ARCHITECT IF ANY DISCREPANCIES OR OMISSIONS ARE NOTED IN THESE DRAWINGS.
- IT IS THE RESPONSIBILITY OF THE CONTRACTOR TO CHECK LEAD TIMES ON FINISHES IN ORDER TO AVOID DELAYING THE WORK.
- INSTALLERS OF EACH FINISH MATERIAL SHALL INSPECT BOTH THE SUBSTRATE AND CONDITIONS UNDER WHICH WORK IS TO BE PERFORMED. INSTALLER SHALL NOT PROCEED UNTIL ANY UNSATISFACTORY CONDITIONS HAVE BEEN CORRECTED AND MEET ALL MANUFACTURER'S REQUIREMENTS. INSTALLER IS RESPONSIBLE FOR NEW MATERIALS INSTALLED OVER DEFICIENT SUBSTRATES.
- ALL INTERIOR FINISHES SHALL COMPLY WITH THE SECTION 803 AND 804 OF RESTRICTIONS OF COMBUSTIBLE MATERIALS OF THE INTERNATIONAL BUILDING CODE. ALL INTERIOR FINISHES SHALL BE CLASS B OR BETTER.
- PAINT ALL EXPOSED AND SEMI-EXPOSED WOOD BLOCKING AND METAL SUPPORTS TO MATCH ADJACENT SURFACES. COORDINATE WITH ARCHITECT.
- PAINTED FINISH ON METAL SURFACES SHALL BE SMOOTH, CLEAR AND FREE OF ALL BRUSH MARKS.
- WHERE WOOD BASE IS SPECIFIED, CAULK AT TOP OF BASE AND WALL WITH COLORED CAULK TO BE DETERMINED BY ARCHITECT.
- FINISH PAINT COAT SHALL BE COMPLETED AND FULLY DRIED PRIOR TO INSTALLING WALL MOUNTED FACE PLATE COVERS FOR SWITCHES, RECEPTACLES, AND THERMOSTATS.
- TILE SUBCONTRACTOR SHALL USE LATEX ADDITIVE IN SETTING BED PER MANUFACTURER'S RECOMMENDATIONS UNLESS OTHERWISE NOTED.
- INSTALL ALL VINYL FLOOR TILE IN THE SAME DIRECTION UNLESS OTHERWISE NOTED.
- INSTALL TRANSITION STRIP WHERE DIFFERING FLOORING MATERIALS ADJUT, UNLESS OTHERWISE NOTED. COORDINATE FINISH/COLOR WITH ARCHITECT.
- PAINT METAL WALL AND CEILING-MOUNTED ACCESS DOORS TO MATCH ADJACENT SURFACE UNLESS OTHERWISE NOTED.
- ALL FLOOR FINISH MATERIAL CHANGES SHALL OCCUR AT THE CENTER LINE OF CLOSED DOORS.
- FLOOR PATTERN TO CONTINUE UNDER ALL OPEN WOODWORK / WORKSURFACES.
- ALIGN GROUT JOINTS AT FLOOR, BASE, AND WALL TILE. TILE INSTALLER TO USE RAIMOND BREAKAWAY LEVELING SYSTEM CLIPS & WEDGES OR EQUAL. INSTALLER TO USE PROPER LEVELING SPACERS IN ORDER TO OBTAIN GROUT JOINT SIZE SPECIFIED BY ARCHITECT.
- WHERE WALL AND/OR FLOOR TILE PATTERNS ARE NOT INDICATED ON FINISH DRAWINGS, CENTER TILE ON WALL OR FLOOR UNLESS OTHERWISE NOTED.
- WALL TILE LOCATIONS ARE NOTED BY ORANGE LINES ON PLAN AT ALL WET WALL LOCATIONS; SEE ELEVATIONS FOR HEIGHT.
- INSTALL SCHLUTER STRIPS AT ALL EXPOSED TILE EDGES. COORDINATE FINISH WITH ARCHITECT.

ROOM FINISH LEGEND


CPT-1	LVT-1
CPT-2	LVT-2
WKM-1	PTF
CORNER GUARD	CSL-1

ROOM FINISH TAG LEGEND

ROOM NAME	ROOM NUMBER
PT1-G1	CEILING MATERIAL CODE
PT3-G3	WALL MATERIAL CODE
CTB-1	BASE MATERIAL CODE
CPS-1	FLOOR MATERIAL CODE

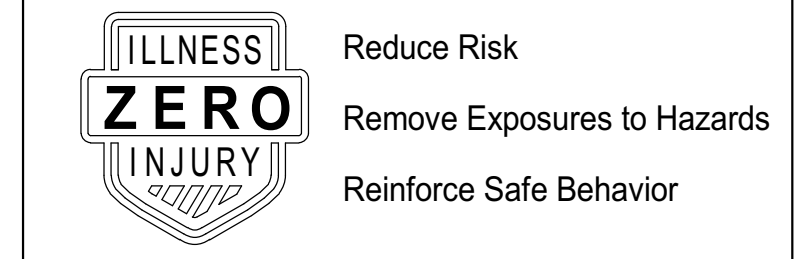
1 OVERALL FLOOR PLAN FINISH PLAN
3/16" = 1'-0"

DRAWING NO.
CFD-####-A-0112-41CC2B



MAILING ADDRESS:
P.O. BOX 1007
CHARLOTTE, NC 28201

Safety Expectations:



DUNN OPERATIONS CENTER

1269 Jonesboro Rd.
Harnett County, NC 28334

OPERATIONS BUILDING

MARK	DATE	DRN BY	REVISION
1	07.02.24		FLOORING UPDATE
2	09.22.23		CLIENT CHANGES
3	05.24.23		ISSUED FOR CONSTRUCTION

PROJECT NO: 9101-223870
DRAWING NUMBER
CFD-####-A-0112-41CC2B

ELECTRONIC FILE NAME:
DRAWN BY: Author

CHKD BY: Checker DATE: 05.24.2023

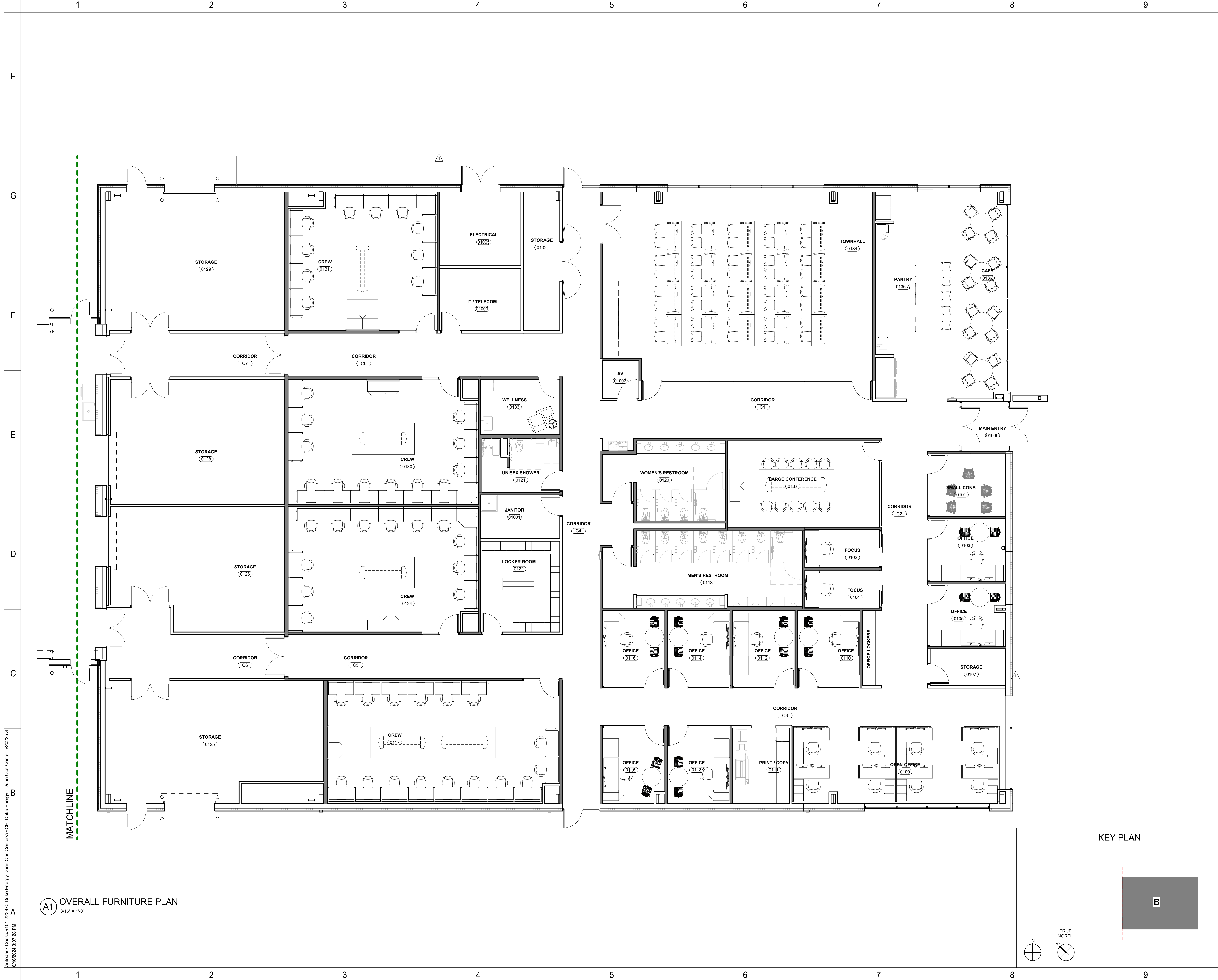
E-MAIL: JOHNKINCHLOE@LS3P.COM

FINISH PLAN

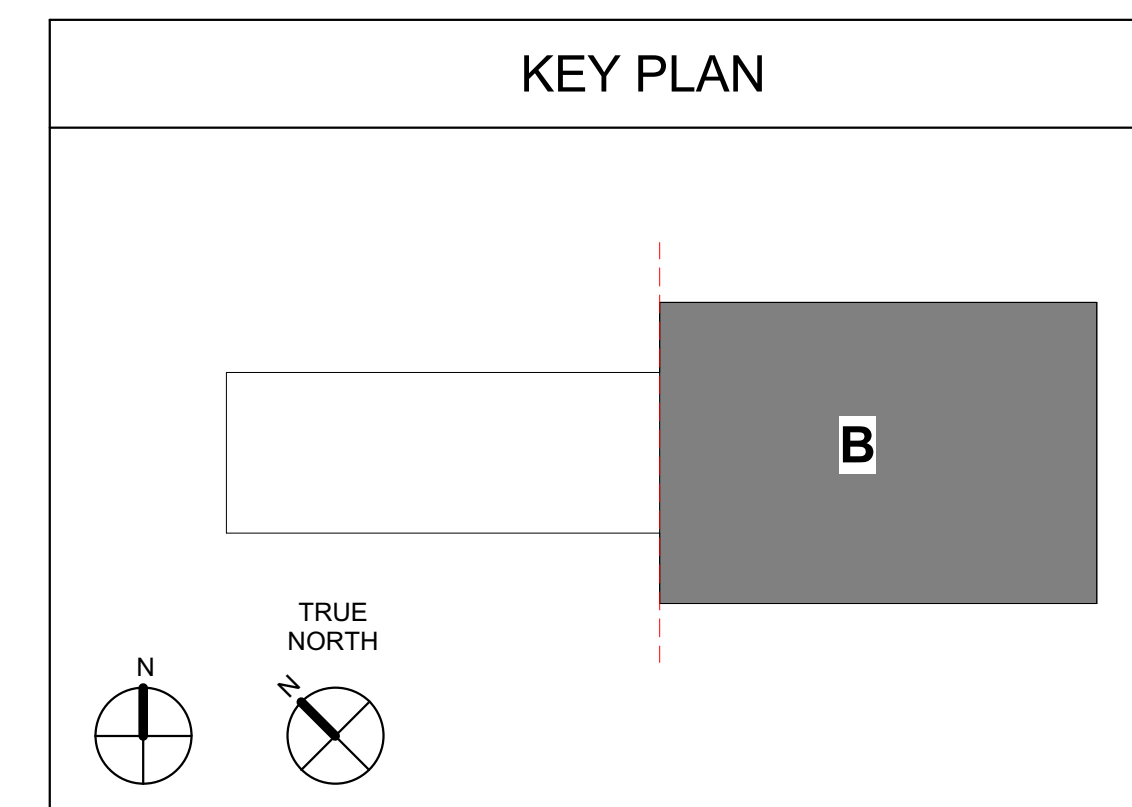
SHEET NO.
A-721

ISSUED FOR CONSTRUCTION

Autodesk Docs/9101-223870 Duke Energy Dunn Ops Center/ARCH/Dunn Ops Center_v2022.rvt 8/16/2024 3:07:23 PM



(A1) OVERALL FURNITURE PLAN
3/16" = 1'-0"




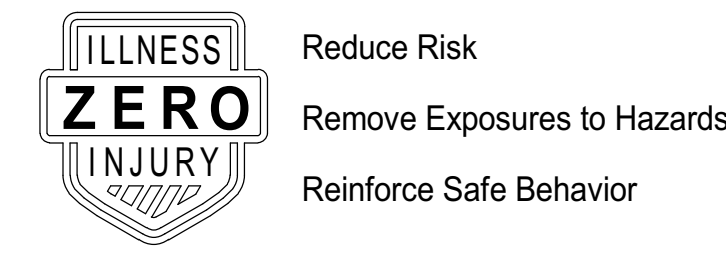
Autodesk Docs/9101-223870 Duke Energy Dunn Ops Center/ARCH/Dunn Ops Center_v2022.rvt
8/16/2024 3:07:28 PM

DRAWING NO.



MAILING ADDRESS:
P.O. BOX 1007
CHARLOTTE, NC 28201

Safety Expectations:



DUNN OPERATIONS CENTER

1269 Jonesboro Rd.
Harnett County, NC 28334

OPERATIONS BUILDING

MARK	DATE	DRN BY	REVISION
1	09.22.23		CLIENT CHANGES
2	05.24.23		ISSUED FOR CONSTRUCTION

PROJECT NO: 9101-223870
DRAWING NUMBER

ELECTRONIC FILE NAME:

DRAWN BY: Author

CHK'D BY: Checker DATE: 05.24.2023

E-MAIL: JOHNKINCHELOE@LS3P.COM

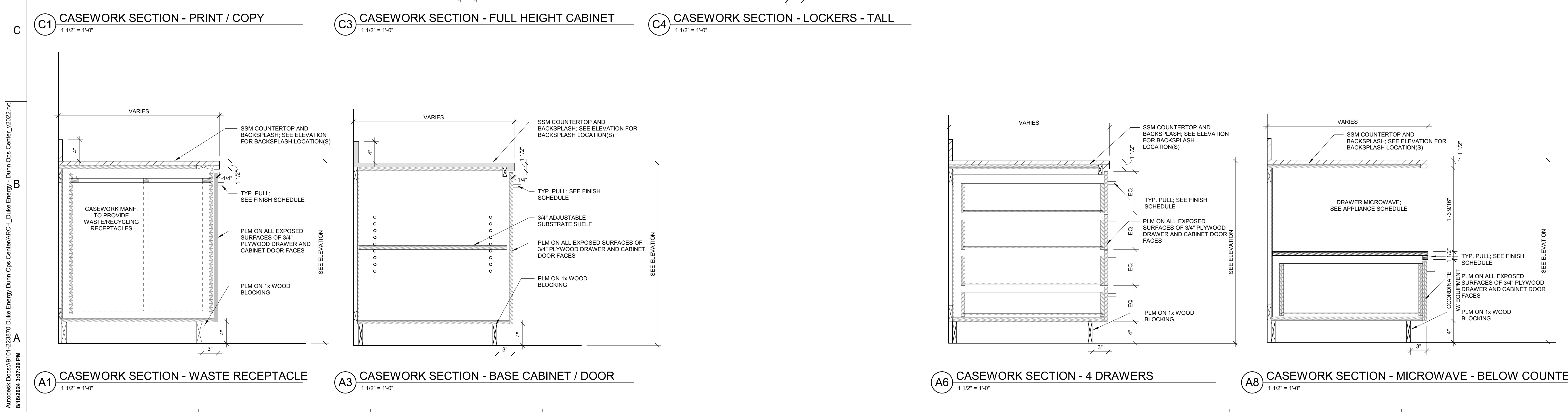
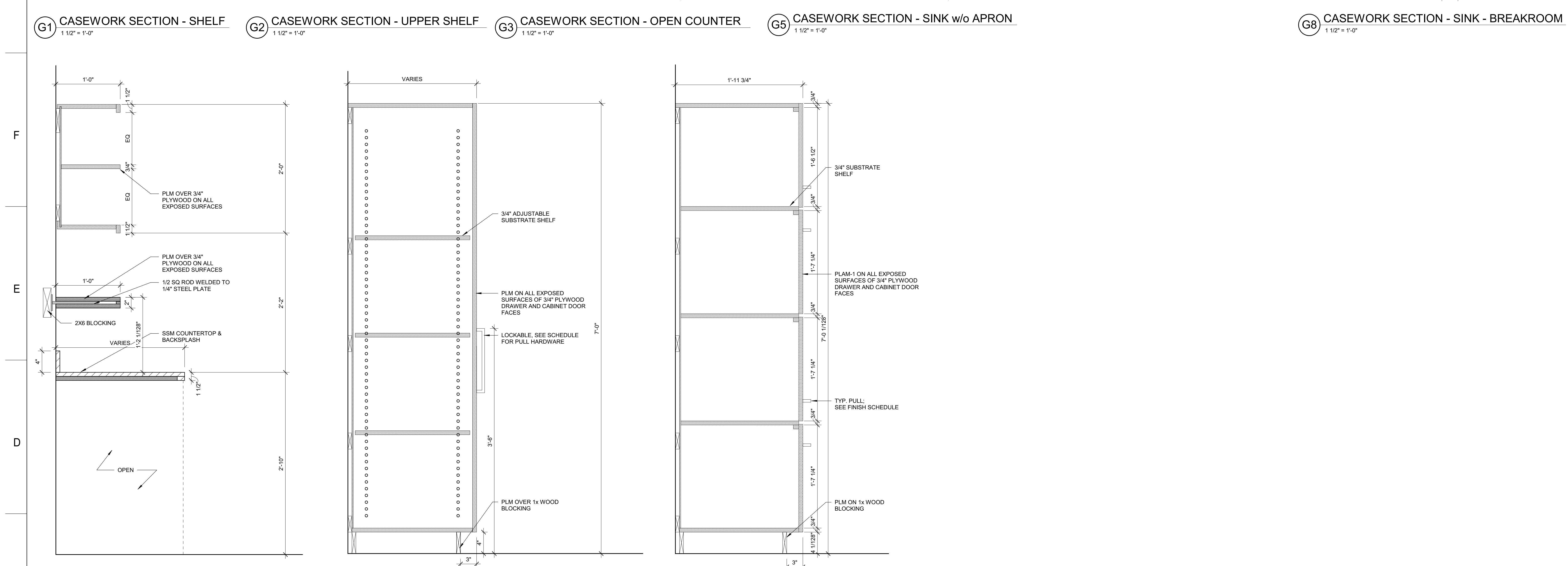
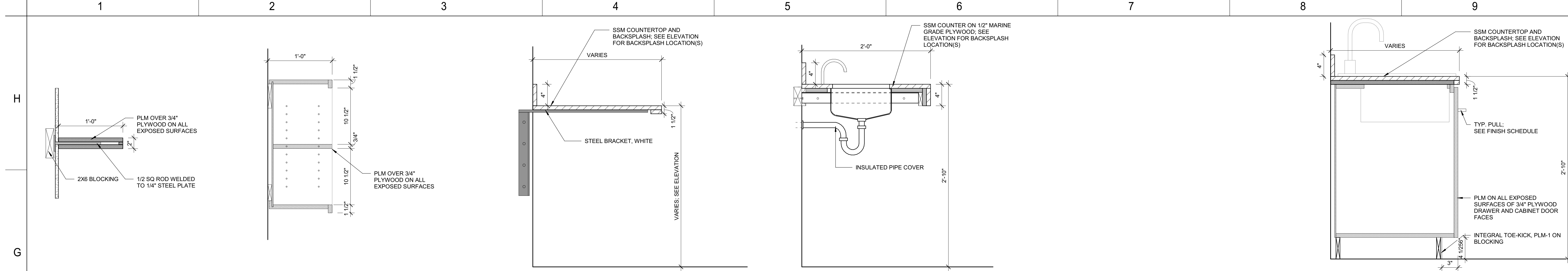
THIS DESIGN DRAWING IS THE EXCLUSIVE PROPERTY OF DUKE ENERGY CORPORATION AND IS CONSIDERED CONFIDENTIAL. IT SHALL NOT BE MODIFIED, COPIED, OR DISTRIBUTED WITHOUT PRIOR APPROVAL. THIS INFORMATION SHOULD ONLY BE USED FOR THE SPECIFIC PROJECT INTENDED.

SHEET TITLE:
FURNITURE PLAN

SHEET NO.

A-731

ISSUED FOR CONSTRUCTION



Autodesk Docs/9101-223870 Duke Energy - Dunn Ops Center/ARCH/Duke Energy - Dunn Ops Center_2022.rvt
8/16/2024 3:07:29 PM

DRAWING NO.





MAILING ADDRESS:
P.O. BOX 1007
CHARLOTTE, NC 28201

Safety Expectations:

ILLNESS ZERO INJURY ZERO

- Reduce Risk
- Remove Exposures to Hazards
- Reinforce Safe Behavior



DUNN OPERATIONS CENTER

1269 Jonesboro Rd.
Harnett County, NC 28334

OPERATIONS BUILDING

MARK	DATE	DRN BY	REVISION
1			
2			
3			
4			
5			
6			
7			
8			
9			
10	05.24.23		ISSUED FOR CONSTRUCTION

PROJECT NO: 9101-223870

DRAWING NUMBER

ELECTRONIC FILE NAME:

DRAWN BY: Author

CHK'D BY: Checker DATE: 05.24.2023

E-MAIL: JOHNKINCHLOE@LS3P.COM

THIS DESIGN DRAWING IS THE EXCLUSIVE PROPERTY OF DUKE ENERGY CORPORATION AND IS CONSIDERED CONFIDENTIAL. IT SHALL NOT BE REPRODUCED, COPIED, OR DISTRIBUTED WITHOUT PRIOR APPROVAL. THIS INFORMATION SHOULD ONLY BE USED FOR THE SPECIFIC PROJECT INTENDED.

SHEET TITLE:
CASEWORK DETAILS

SHEET NO.

A-750

ISSUED FOR CONSTRUCTION