



1000 N. MAIN ST., STE. 201  
 FUQUAY VARINA, N.C. 27526  
 Ph. 919.346.4630  
 NC LICENSE #: SP.FA/LV.31726

**SCOPE OF WORK**

STAR LIFE SAFETY SHALL INSTALL A NEW ADDRESSABLE FIRE ALARM SYSTEM. THE ADDRESSABLE FIRE ALARM SYSTEM WILL HAVE VOICE COMMUNICATION IN THE USE OF HORN/STROBE NOTIFICATION DEVICES. SIGNAL LINE CIRCUITS FOR INITIATING DEVICES WILL ALSO BE INSTALLED. INSTALLATION OF ALL DEVICES SHALL MEET LOCAL AHJ & NFPA REQUIREMENTS.

**SYSTEM INFORMATION:**  
 SYSTEM TYPE: SIEMENS ADDRESSABLE FIRE ALARM SYSTEM  
 NOTIFICATION CIRCUIT: [6 CLASS "B" CIRCUIT]  
 SLC CIRCUIT: [1 CLASS "B" CIRCUIT]

**BUILDING INFORMATION:**  
 BUILDING STORES: [1 STORY BUILDING]  
 BUILDING SQUARE FOOTAGE: [43,725 S.F.]

**FIRE ALARM NOTES**

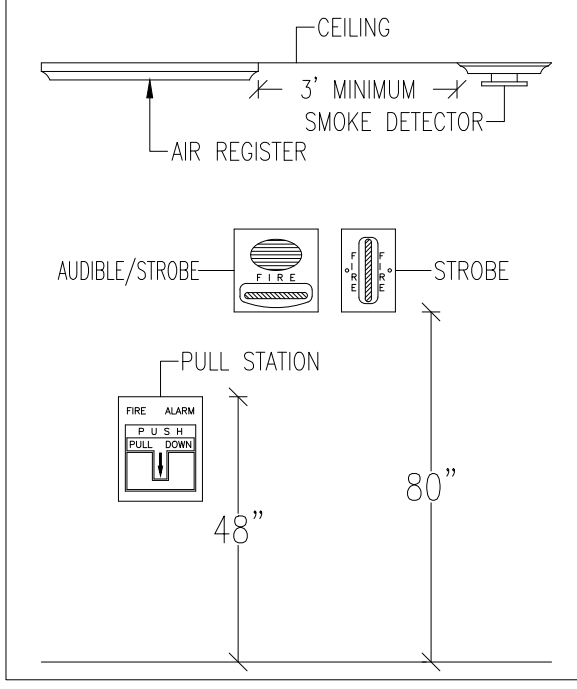
**FACP & ANNUNCIATOR INFORMATION**  
 1. THE FIRE ALARM SYSTEM SHALL BE A NEW ADDRESSABLE SYSTEM.  
 2. THE FIRE ALARM CONTROL PANEL (FACP) SHALL BE LOCATED IN THE BACK OF TRUCK BAY AREA.  
 3. ALL ALARMS SHALL BE TRANSMITTED BY A UL LISTED COMMUNICATOR TO UL LISTED CENTRAL STATION.  
 4. REMOTE ANNUNCIATOR SHALL BE READABLE AND VISIBLE FROM OUTSIDE THE BUILDING AND LOCATED AT THE MAIN ENTRANCE.

**SPRINKLER INFORMATION**  
 1. ENTIRE BUILDING SHALL BE PROTECTED BY A SPRINKLER SYSTEM.  
 2. SPRINKLER SYSTEM SHALL BE MONITORED VIA WATERFLOW & TAMPER SWITCH.

**INITIATING DEVICES**  
 1. ALL EQUIPMENT SHALL BE INSTALLED IN COMPLIANCE WITH ALL LISTED DISTANCES, LOCAL ORDINANCES AND NFPA-72 RECOMMENDATIONS.  
 2. ALL MANUAL PULL STATIONS SHALL BE MOUNTED 48-INCHES FROM FINISHED FLOOR TO THE TOP OF THE DEVICE.

**NOTIFICATION DEVICES**  
 1. ALL AUDIBLE/STROBE DEVICES SHALL HAVE A TEMPORAL-3 CODE.  
 2. ALL STROBE DEVICES SHALL REMAIN ACTIVE AFTER SILENCE FUNCTION OCCURS.  
 3. ALL AUDIBLE/STROBE AND STROBE DEVICES SHALL BE MOUNTED 80-INCHES FROM THE FINISHED FLOOR TO THE BOTTOM OF THE DEVICE.

**TYPICAL DEVICE LOCATIONS**



**WIRE LEGEND**

SYMBOL	WIRE DESCRIPTION	TYPE
A	16-2 TWISTED / NON-SHELD	FP/LP
B	14-2 NON-SHELD	FP/LP
C	12-2 NON-SHELD	FP/LP
D	16-2 TWISTED / SHELD	FP/LP

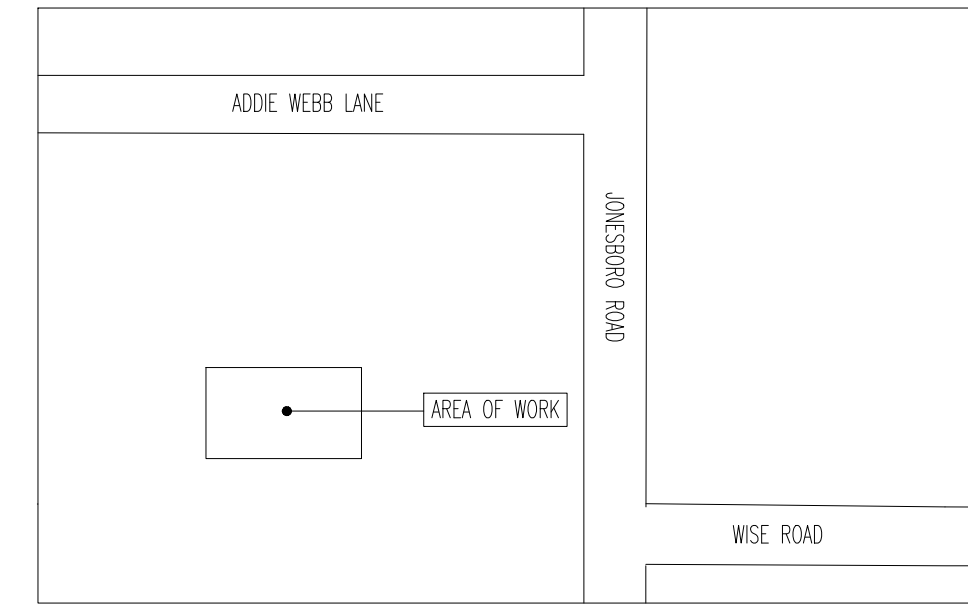
FIRE ALARM SYSTEM MATRIX	BUILDING SYSTEM OUTPUTS										CENTRAL COMM				
MANUAL FIRE ALARM PULL BOXES	X	X				X	X	X	X			X	X	X	
BUILDING SMOKE DETECTOR	X	X				X	X	X	X			X	X	X	
DUCT SMOKE DETECTOR			X	X		X						X	X	X	X
SPRINKLER WATER FLOW	X	X				X	X	X	X			X	X	X	X
SPRINKLER TAMPER			X	X		X						X	X	X	X
ELEV. EQ. ROOM SMOKE DETECTOR	X	X				X	X	X	X			X	X	X	X
ELEV. EQ. ROOM HEAT DETECTOR	X	X				X	X	X	X			X	X	X	X
ELEV. SHAFT HEAT DETECTORS	X	X				X	X	X	X			X	X	X	X
1ST FLOOR ELEV. LOBBY SMOKE DETECTOR	X	X				X	X	X	X			X	X	X	X
UPPER FLOOR ELEV. LOBBY SMOKE DETECTOR	X	X				X	X	X	X			X	X	X	X
HOOD SUPPRESSION SYSTEM	X	X				X	X	X	X			X	X	X	X
NOTIFICATION APPLIANCE CIRCUIT SHORT			X	X		X						X	X	X	X
OPEN CIRCUIT			X	X		X						X	X	X	X
GROUND FAULT			X	X		X						X	X	X	X
FIRE ALARM AC POWER FAILURE			X	X		X						X	X	X	X
FIRE ALARM SYSTEM LOW BATTERY			X	X		X						X	X	X	X

**FIRE ALARM LEGEND**

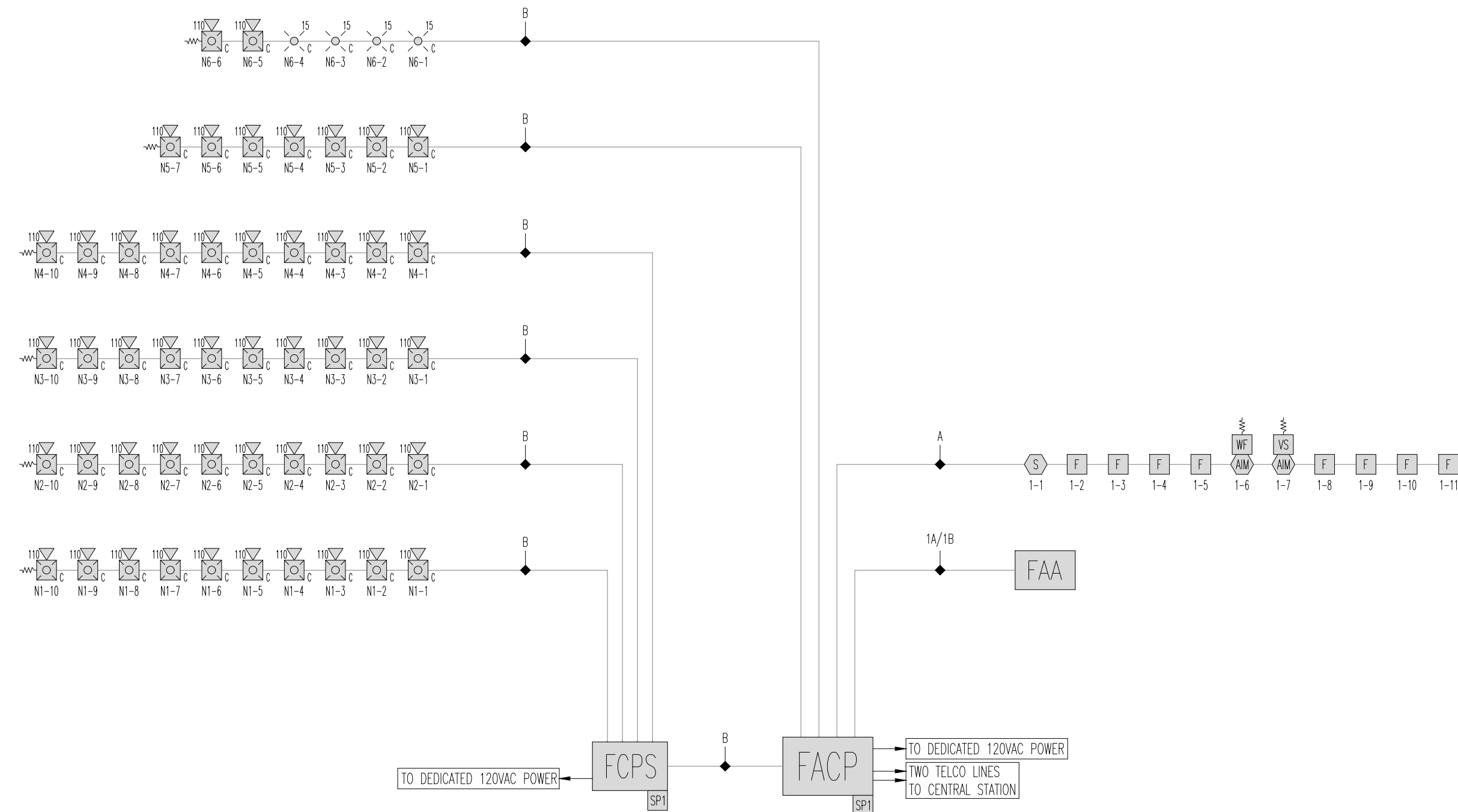
SYMBOL	DESCRIPTION	MAN.	MODEL NO.	QTY.
[FACP]	FIRE ALARM CONTROL PANEL	SIEMENS	FC922	1
[FCPS]	FIELD CHARGING POWER SUPPLY	SIEMENS	PAD-5-6A	1
[FAA]	FIRE ALARM REMOTE ANNUNCIATOR	SIEMENS	FT2015-US	1
[F]	PULL STATION [DUAL ACTION]	SIEMENS	WMS-D	8
[S <sub>p</sub> ]	PHOTOELECTRIC SMOKE DETECTOR W/ MOUNTING BASE	SIEMENS	OP921 W/DB-11	1
[AM]	MONITOR MODULE W/COVER	SIEMENS	XTRI-S	2
[H <sub>1</sub> ]	HORN STROBE [CEILING MOUNTED] 110db [RED] [FIRE]	SIEMENS	SL2HCR-F	49
[S <sub>1</sub> ]	STROBE [CEILING MOUNTED] 15cd [RED] [FIRE]	SIEMENS	SL2SR-F	4
[SP]	SURGE PROTECTOR [120V] [FOR USE WITH PRIMARY/SECONDARY CONTROLS]	DITEK	DTK-120SRD	2
[WF]	WATER FLOW SWITCH	F.B.O.	F.B.O.	1
[VS]	TAMPER VALVE SWITCH	F.B.O.	F.B.O.	1
[R <sub>1</sub> ]	END OF LINE RESISTOR	F.B.O.	F.B.O.	--
F.B.O.	FURNISHED BY OTHERS	---	---	--

**REVISION LEGEND**

PAGE #	DESCRIPTION
FA-001	FIRE ALARM SCOPE OF WORK, LEGEND, MATRIX & RISER DIAGRAM
FA-002	FIRE ALARM FLOOR PLAN - PARTIAL FLOOR PLAN
FA-003	FIRE ALARM FLOOR PLAN - PARTIAL FLOOR PLAN
FA-004	FIRE ALARM DEVICE WIRING DETAILS
FA-005	FIRE ALARM CONTROL PANEL WIRING DIAGRAM



**SITE PLAN**  
SCALE: N.T.S.



**RISER DIAGRAM**  
FIRE ALARM SYSTEM SCALE: N.T.S.

DATE	DESCRIPTION	REVISION
10.18.2024	ORIGINAL RELEASE	A

**PROJECT:** DUNN OPERATIONS CENTER - MOBILE SUBSTATION STORAGE  
 1269 JONESBORO RD  
 HARNETT COUNTY  
 N.C. 28334

**FLOOR NUMBER:** MOBILE SUBSTATION STORAGE

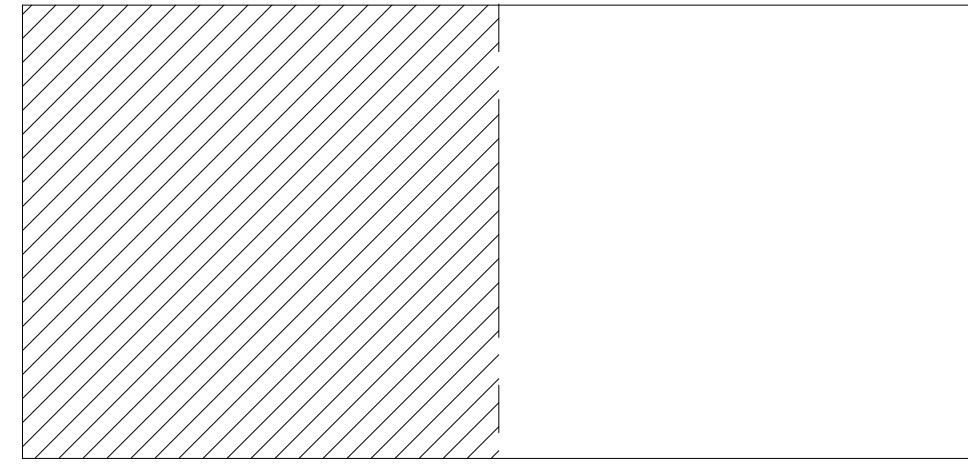
**DRAWING TITLE:** FIRE ALARM NOTES, LEGEND & RISER DIAGRAM

<b>SEAL &amp; SIGNATURE:</b>	<b>SHEET #:</b> 1 OF 5
	<b>DRAWN BY:</b> M.H.
	<b>CHECKED BY:</b> M.H.
	<b>WO#:</b>
	<b>SCALE:</b> AS NOTED
	<b>CONTACT:</b>
	<b>DRAWING NO:</b>

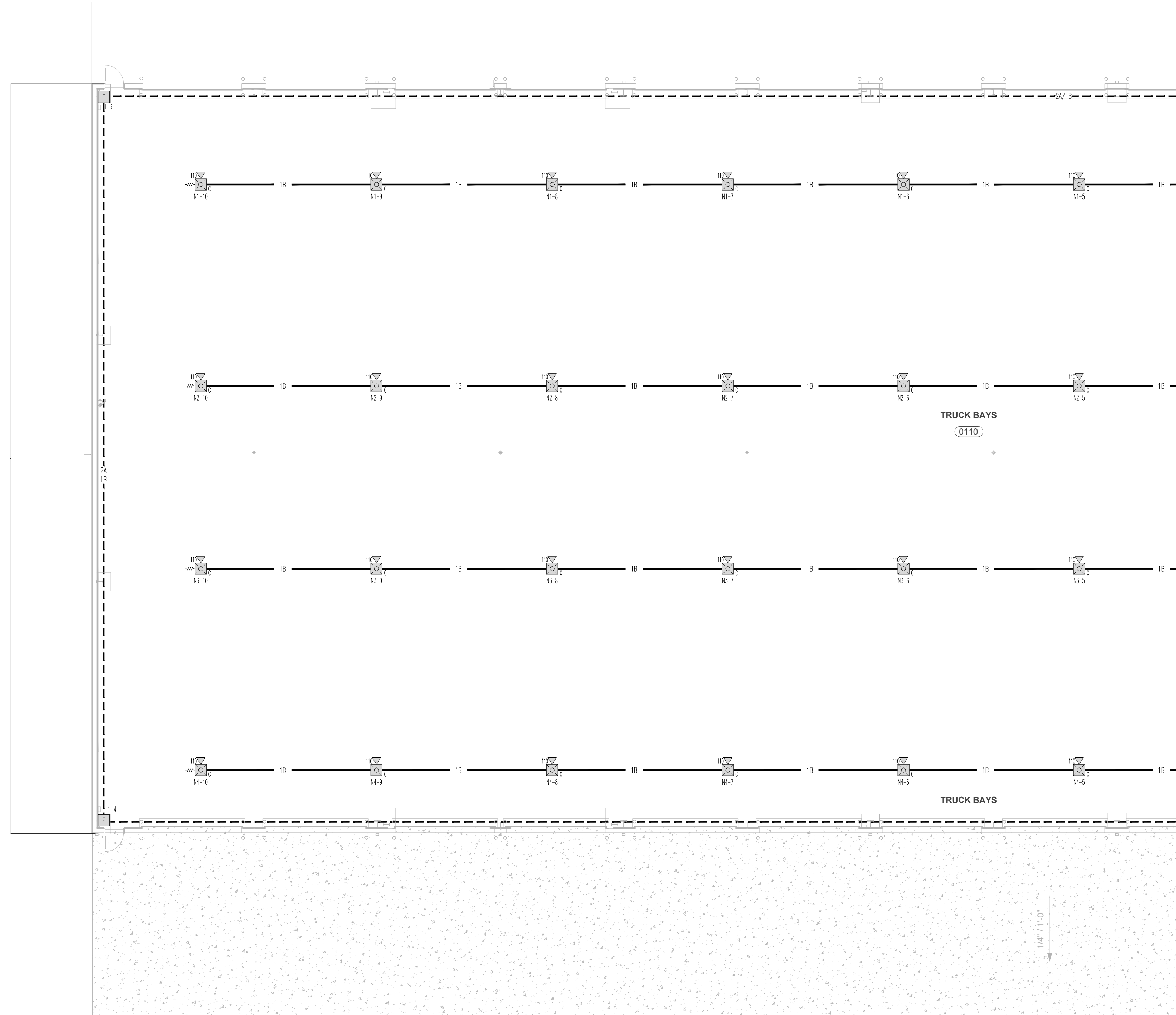
**FA-001**



1000 N. MAIN ST., STE. 201  
 FUQUAY VARINA, N.C. 27526  
 Ph. 919.346.4630  
 NC LICENSE #: SP.FA/LV.31726



**KEY PLAN**  
 SCALE: N.T.S.



**MOBILE SUBSTATION STORAGE**  
 (PARTIAL) FLOOR PLAN SCALE: 3/32" = 1'-0"

DATE	DESCRIPTION	REVISION
10.18.2024	ORIGINAL RELEASE	A

PROJECT: DUNN OPERATIONS CENTER – MOBILE SUBSTATION STORAGE  
 1269 JONESBORO RD  
 HARNETT COUNTY  
 N.C. 28334

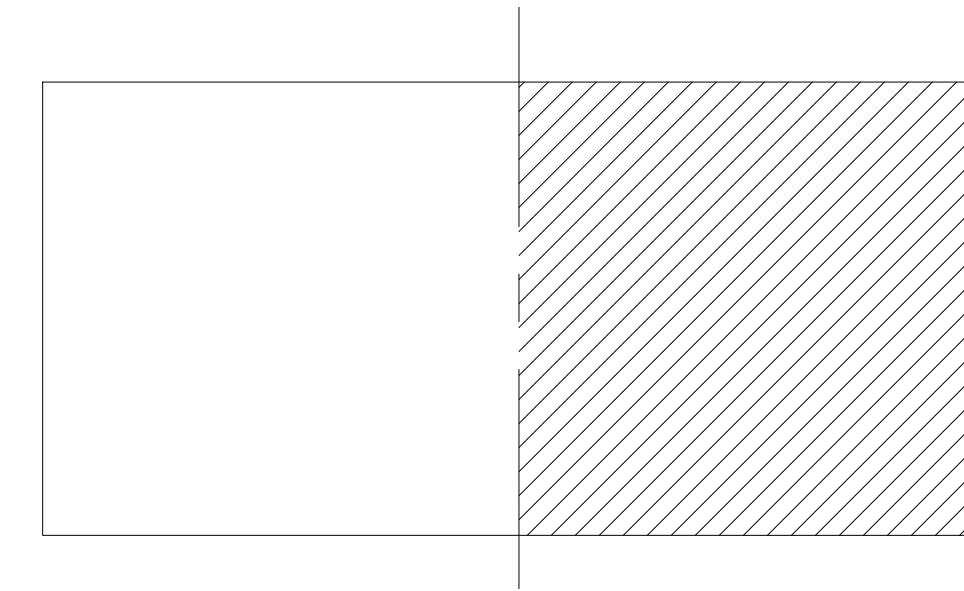
FLOOR NUMBER: GROUND FLOOR  
 (PARTIAL FLOOR PLAN)

DRAWING TITLE: MOBILE SUBSTATION STORAGE

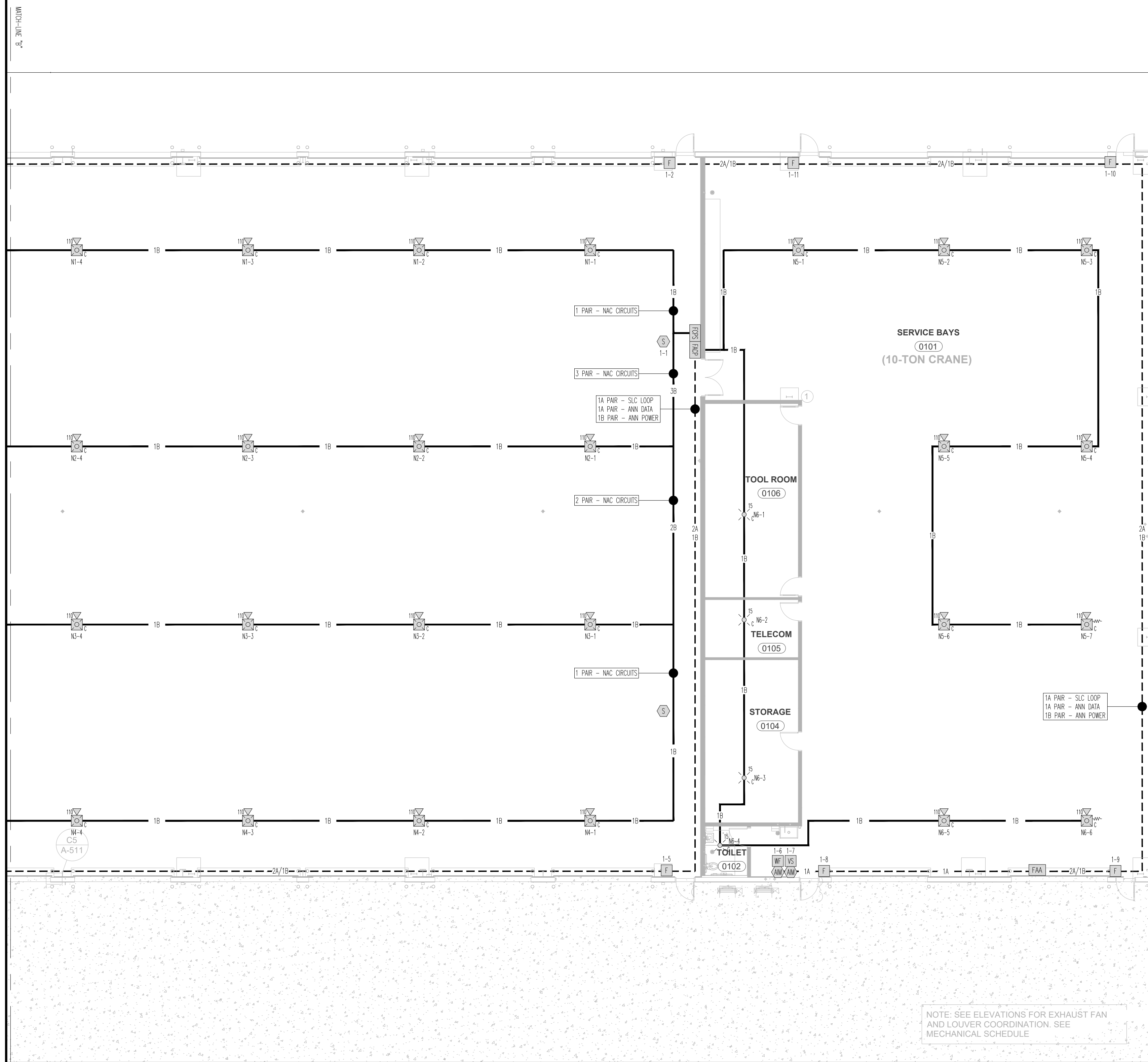
SEAL & SIGNATURE:

SHEET #: 2 OF 5  
 DRAWN BY: M.H.  
 CHECKED BY: M.H.  
 WO#:  
 SCALE: AS NOTED  
 CONTACT:

DRAWING NO: **FA-002**



**KEY PLAN**  
SCALE: N.T.S.



**MOBILE SUBSTATION STORAGE**  
(PARTIAL) FLOOR PLAN SCALE: 3/32" = 1'-0"

DATE	DESCRIPTION	REVISION
10.18.2024	ORIGINAL RELEASE	A

PROJECT: DUNN OPERATIONS CENTER – MOBILE SUBSTATION STORAGE  
1269 JONESBORO RD  
HARNETT COUNTY  
N.C. 28334

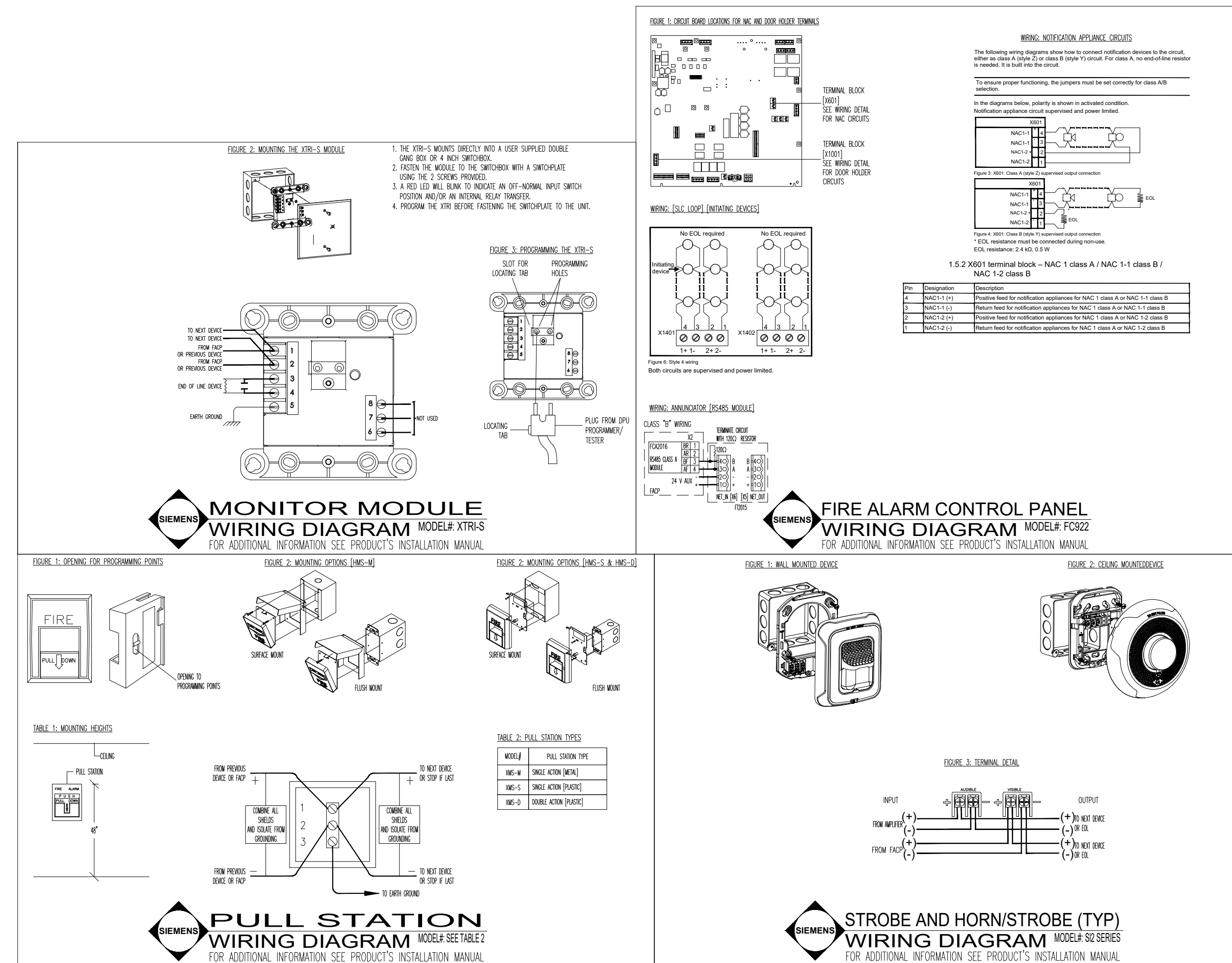
FLOOR NUMBER: GROUND FLOOR  
(PARTIAL FLOOR PLAN)

DRAWING TITLE: MOBILE SUBSTATION STORAGE

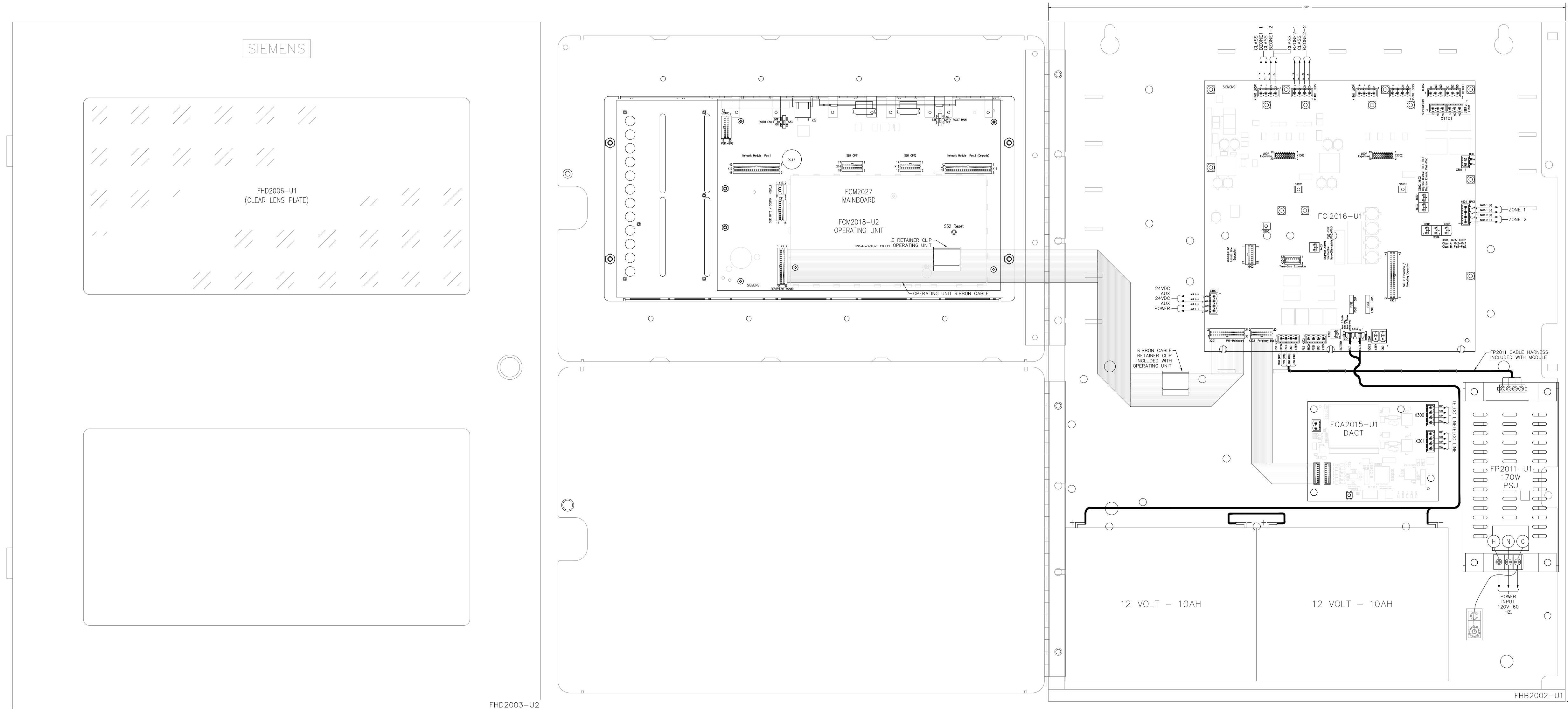
SEAL & SIGNATURE:	SHEET #: 3 OF 5
	DRAWN BY: M.H.
	CHECKED BY: M.H.
	WO#:
	SCALE: AS NOTED
	CONTACT:
	DRAWING NO:

**FA-003**

1000 N. MAIN ST., STE. 201  
FUQUAY VARINA, N.C. 27526  
Ph. 919.346.4630  
NC LICENSE #: SP.FA/LV.31726



DATE	DESCRIPTION	REVISION
10.18.2024	ORIGINAL RELEASE	A
PROJECT: DUNN OPERATIONS CENTER – MOBILE SUBSTATION STORAGE 1269 JONESBORO RD HARNETT COUNTY N.C. 28334		
FLOOR NUMBER:		
DRAWING TITLE: WIRING DETAILS		
SEAL & SIGNATURE:	SHEET #: 4 OF 5	
	DRAWN BY: M.H.	
	CHECKED BY: M.H.	
	WO#:	
	SCALE: AS NOTED	
	CONTACT:	
	DRAWING NO: FA-004	



DATE	DESCRIPTION	REVISION
10.18.2024	ORIGINAL RELEASE	A

PROJECT: DUNN OPERATIONS CENTER – MOBILE SUBSTATION STORAGE  
1269 JONESBORO RD  
HARNETT COUNTY  
N.C. 28334

FLOOR NUMBER:  
DRAWING TITLE: PANEL WIRING DETAIL

SEAL & SIGNATURE:  
SHEET #: 5 OF 5  
DRAWN BY: M.H.  
CHECKED BY: M.H.  
WO#:   
SCALE: AS NOTED  
CONTACT:   
DRAWING NO:

**FA-005**