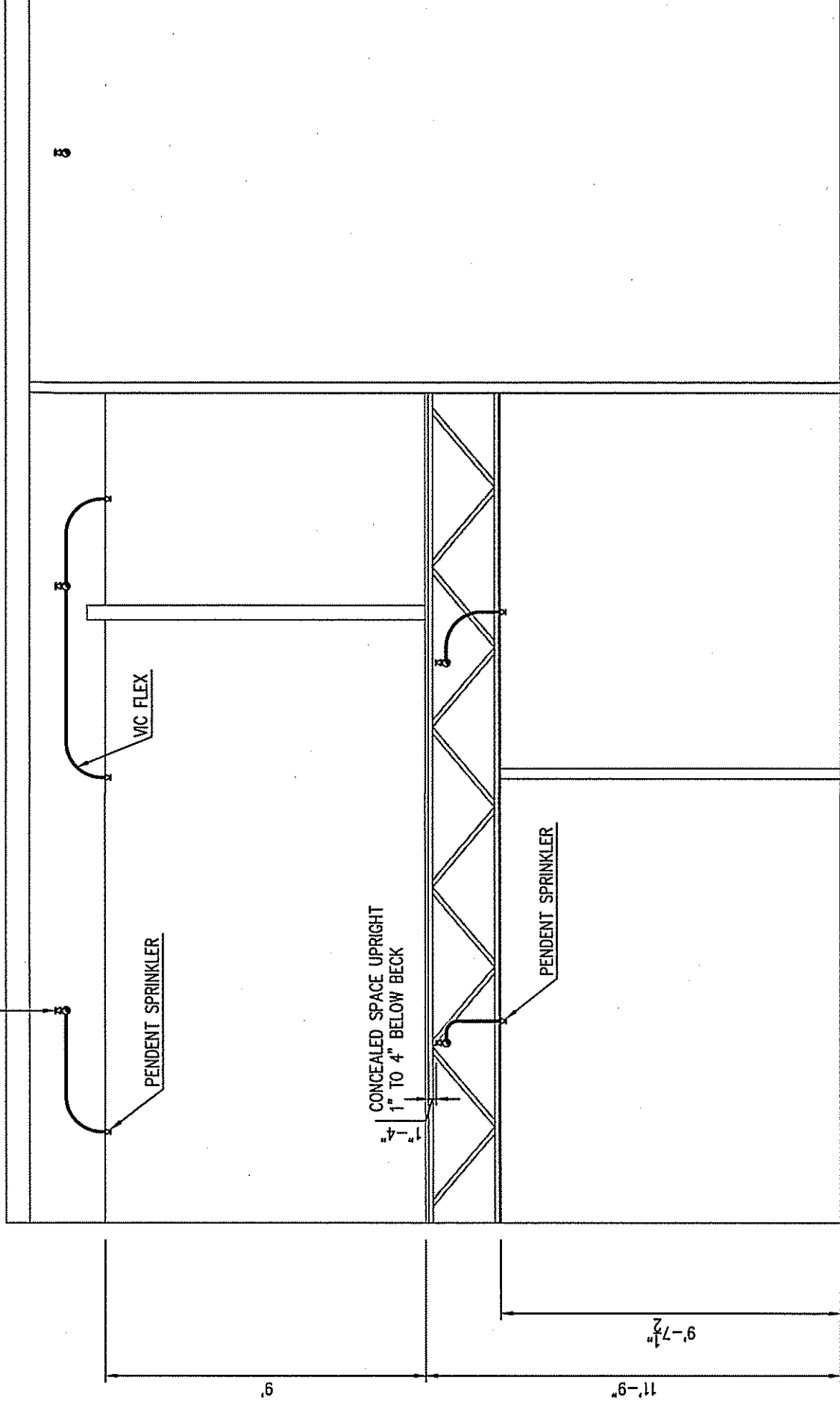


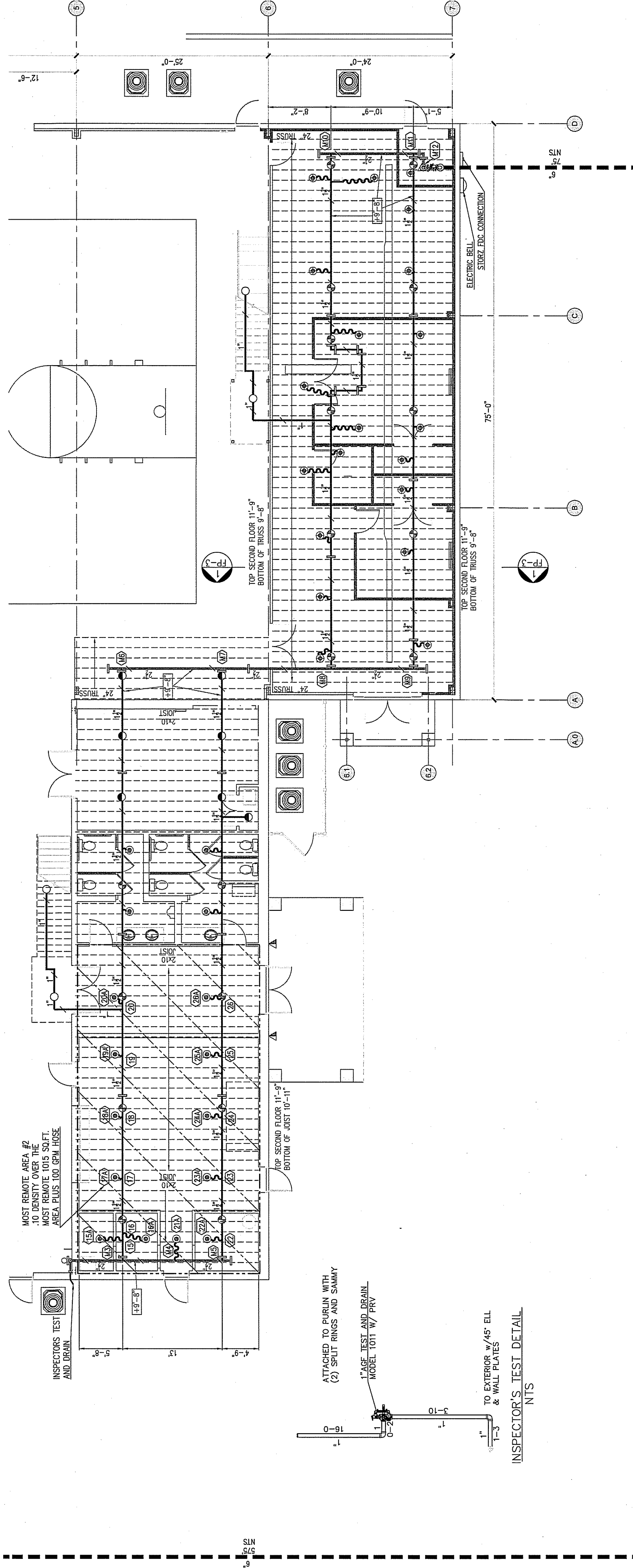




STANDARD SPRINKLERS DEFLECTOR 1'-12" BELOW SOLID SURFACE AND 1" TO 6" BELOW EXPOSED PURLINS



1 CROSS SECTION  
1/4"=1'-0"



TEST

PIPING PLAN 1st FLOOR

SCALE: 1/8"=1'-0"


**IMPORTANT**  
In locations that are subject to freezing conditions, it is the responsibility of the contractor to provide protection for the piping and equipment. The contractor shall be responsible for providing the necessary insulation and protection for the piping and equipment. The contractor shall be responsible for providing the necessary protection for the piping and equipment. The contractor shall be responsible for providing the necessary protection for the piping and equipment.

CONTRACT RESPONSIBILITIES	ITEM	RESPONSIBILITY
STREET WATER CONNECTION	N/A	
UNDERGROUND WATER MAINS	N/A	
EXCAVATIONS	N/A	
BACKFILL	N/A	
PAINTING	N/A	

SYMBOLS	DESCRIPTION
(Symbol)	CEILING VALVE (SEE NOTES)
(Symbol)	C/L OF PIPE ABOVE REF.
(Symbol)	C/L OF PIPE BELOW REF.
(Symbol)	HYDRAULIC REF. POINT
(Symbol)	LINE DESIGNATION
(Symbol)	HANGER
(Symbol)	UNION
(Symbol)	GROOVED COUPLING (GC)
(Symbol)	GROOVED CAP
(Symbol)	GROOVED PLUG
(Symbol)	FLANGED CONNECTION

ABBREVIATIONS	DESCRIPTION
BD	Bottom of Deck
BDP	Bottom of Pipe
HTV	Here Valve On
HTVc	Not in Contact
HTVc	Not to Scale
HTVc	Pressure Foot
HTVc	Standard Valve
HTVc	Top of Beam
HTVc	Top of Steel
HTVc	Unless Noted Otherwise

SYSTEM TYPE	APPROVALS
WET - <input type="checkbox"/> DELUGE - <input type="checkbox"/> PREACTION - <input type="checkbox"/>	<input type="checkbox"/> ISO - <input type="checkbox"/> OUT - <input type="checkbox"/> IN - <input type="checkbox"/>
DRY - <input type="checkbox"/>	<input type="checkbox"/> FRI - <input type="checkbox"/> OUT - <input type="checkbox"/> IN - <input type="checkbox"/>
	<input type="checkbox"/> FM - <input type="checkbox"/> OUT - <input type="checkbox"/> IN - <input type="checkbox"/>



SYMBOL	SIZE	MODEL	MAKE	FINISH	SYMBOL DESCRIPTION	TEMP	K-FACTOR	TOTAL
⊙	1/2"	OR	METALIC V2708	CHROME	RECESSED PENDENT	155°	5.6	44
⊙	1/2"	OR	METALIC V2708	CHROME	PENDENT W/2-PC DEEP ESCUTCHEON	155°	5.6	20
⊙	1/2"	OR	METALIC V3402	BRASS	UPRIGHT	155°	8.0	17
⊙	1/2"	OR	METALIC V2704	BRASS	UPRIGHT	155°	5.6	266
⊙	1/2"	OR	METALIC V2704	BRASS	CONCEALED SPACE SPRINKLER	200°	5.6	19
⊙	1/2"	OR	METALIC V2710	BRASS	HORIZONTAL SIDEWALL UNDER DOOR	155°	5.6	2
⊙	1/2"	OR	METALIC V3610	BRASS	DRY HORIZONTAL SIDEWALL	155°	5.6	2
TOTAL SPRINKLERS SHOWN ON THIS SHEET								68
TOTAL SPRINKLERS REQUIRED ON THIS CONTRACT								270

**CAROLINA FIRE PROTECTION**  
4055 HODGES CHAPEL ROAD  
DUNN, N.C. 28534  
Phone (910) 892-1700  
Fax (910) 892-7322

NO.	DATE	REVISIONS - SEE FLAGGED AREA ON PLAN

CONTRACT NAME: **ANTIOCH CHURCH OF ERWIN**  
494 ANTIOCH CHURCH ROAD  
ERWIN, NC  
CHECKED BY: J. DUNN  
DATE: 12-29-24  
SCALE: 1/8"=1'-0"  
CONTRACT NO: 24981  
DESCRIPTION: 1ST FLOOR PIPE SYSTEM DESIGN DATA  
DRAWN BY: M. FORD  
DATE: 12-29-24  
SCALE: 1/8"=1'-0"  
TOTAL SHEETS: 1  
SHEET NO: 3 OF 5



