ALL NOTES APPLY TO ALL DRAWINGS AND ALL TRADES. IT IS THE RESPONSIBILITY OF ALL CONTRACTORS AND TRADES TO COORDINATE THE INSTALLATION OF THEIR WORK WITH THE INSTALLATION OF WORK BY ALL OTHER CONTRACTORS AND TRADES. CONTRACTORS SHALL FOLLOW MANUFACTURER'S INSTALLATION INSTRUCTIONS. THE REPRESENTATIONS OF THESE DRAWINGS ARE DIAGRAMMATIC. THE DRAWINGS AND THE ENTIRE CONTRACT DOCUMENTS ARE EQUALLY BINDING ON ALL CONTRACTORS AND TRADES. EACH CONTRACTOR IS REQUIRED TO VERIFY ALL DETAILS OF THE CONTRACT DOCUMENTS FOR HIS EMPLOYEES' USE ON THE PROJECT TO ASSURE THAT ALL WORK IS PROPERLY COORDINATED AND INSTALLED WITH THE WORK OF OTHER CONTRACTORS AND TRADES.

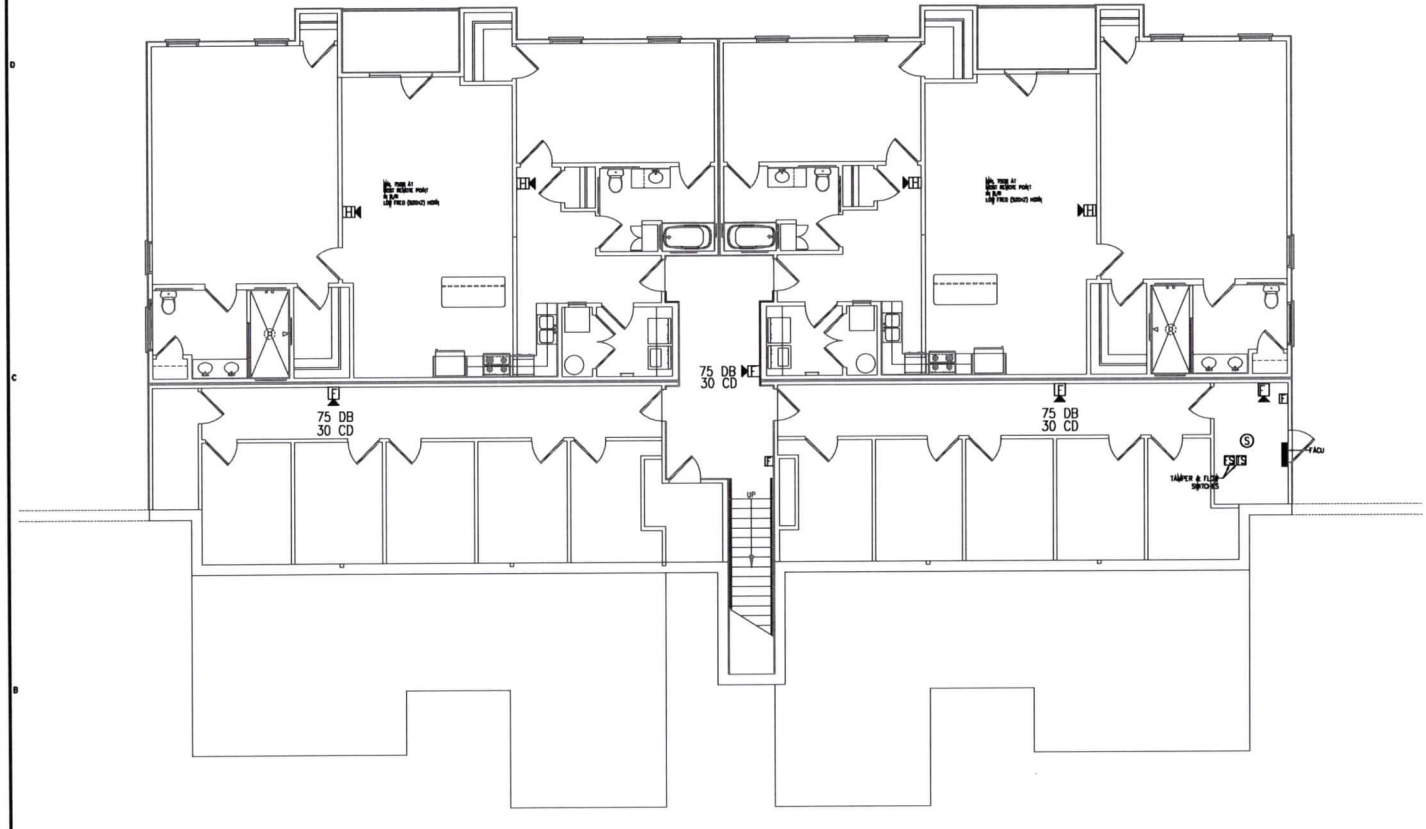

1 / FA1 FIRE ALARM PLAN-1ST FLOOR
3/16"=1'-0"

FIRE ALARM LEGEND

FACU	FIRE ALARM CONTROL UNIT
F	PULL STATION
FS	FLOW SWITCH
TS	TAMPER SWITCH
F	HORN STROBE
H	HORN ONLY
F	STROBE ONLY

Coastal Plains Engineering, P.A.
400 LOCKLEAR RD
P.O. Box 1117
Pembroke, NC 28372
Phone: 910-521-7878
Fax: 910-521-7878
www.coastalplainseng.com
License No: C-0560

Apr 27, 2021

NORTH CAROLINA PROFESSIONAL SEAL 20108 ENGINEER CHRISTOPHER S. LOCKLEAR

PERMITTING STAMP:

Designed to Build
A Greek Revival
ANDREW W. PRIVETTE, AIA
1920 FT. BRAGG ROAD
FAYETTEVILLE,
NORTH CAROLINA 28303
TELE. (910) 485-8567
andy@designedtobuild.com

FAIRWAY POINTE at ANDERSON CREEK CLUB
THREE-STORY, TEN-UNIT BUILDING
GALLERY DRIVE, BUILDING
SPRING LAKE, NORTH CAROLINA 28390

MARK	DATE	DESCRIPTION	DWN

JOB CODE: 2021-078
DRAWN BY: MA
CHECKED BY: CSL
COPYRIGHT: DESIGNED TO BUILD

SHEET TITLE:
FIRE ALARM PLAN
FIRST FLOOR

FA1
SHEET OF

EACH CONTRACTOR IS REQUIRED TO INCLUDE ALL MINOR ITEMS, WHETHER OR NOT SHOWN ON PLANS, AS REQUIRED BY CODE AND FOR WORKING SYSTEMS, IN INITIAL COST OF WORK, AND AT NO ADDITIONAL COST TO THE OWNER
ANY DEVIATIONS FROM THESE DRAWINGS AND SPECIFICATIONS BY THE OWNER OR CONTRACTOR MUST BE APPROVED BY THE ARCHITECT IN WRITING AND PRIOR TO CONSTRUCTION. COPYRIGHT © ALL RIGHTS RESERVED BY DESIGNED TO BUILD. NOT TO BE COPIED OR REPRODUCED WITHOUT WRITTEN PERMISSION.

ALL NOTES APPLY TO ALL DRAWINGS AND ALL TRADES. IT IS THE RESPONSIBILITY OF ALL CONTRACTORS AND TRADES TO COORDINATE THE INSTALLATION OF THEIR WORK WITH THE INSTALLATION OF WORK BY ALL OTHER CONTRACTORS AND TRADES. CONTRACTORS SHALL FOLLOW MANUFACTURER'S INSTALLATION INSTRUCTIONS, THE REQUIREMENTS OF THE DRAWINGS, GENERAL REQUIREMENTS AND ALL NOTES OF THE CONTRACT DOCUMENTS, AND ALL RULES OF THE TRADES. CONTRACTORS AND TRADES, EACH CONTRACTOR IS REQUIRED TO MAINTAIN FULL SETS OF THE CONTRACT DOCUMENTS FOR HIS EMPLOYEES' USE ON THE PROJECT TO ASSURE THAT ALL WORK IS PROPERLY COORDINATED AND INSTALLED WITH THE WORK OF OTHER CONTRACTORS AND TRADES.

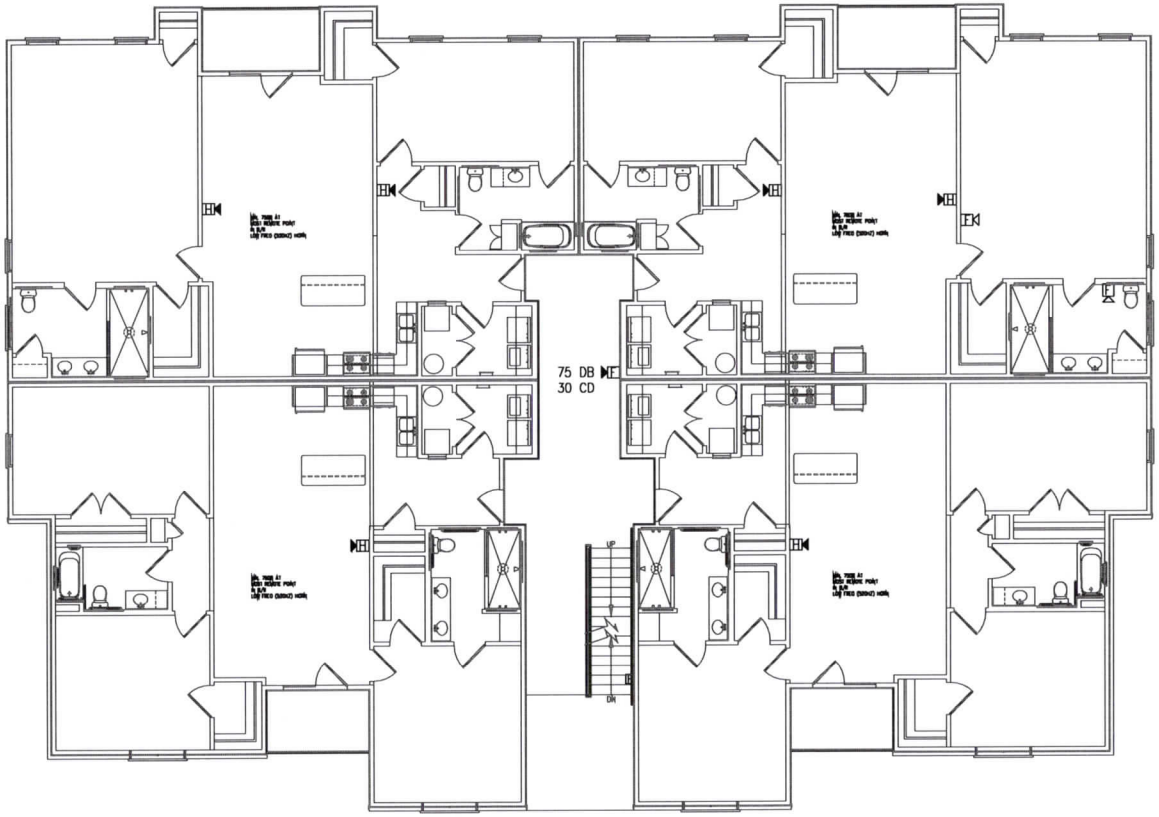

FIRE ALARM LEGEND

FACU	FIRE ALARM CONTROL UNIT
F	PULL STATION
FS	FLOW SWITCH
TS	TAMPER SWITCH
F	HORN STROBE
H	HORN ONLY
F	STROBE ONLY

1 / FA2 FIRE ALARM PLAN-2ND FLOOR
3/16"=1'-0"

Designed to Build
A Green Approach
ANDREW W. PRIVETTE, AIA
1920 FT. BRAGG ROAD
FAYETTEVILLE,
NORTH CAROLINA 28303
TELE. (910) 485-8567
andy@designedtobuild.com

FAIRWAY POINTE at ANDERSON CREEK CLUB
THREE-STORY, TEN-UNIT BUILDING
GALLERY DRIVE, BUILDING ___
SPRING LAKE, NORTH CAROLINA 28390

Mark	Date	Description	Chk

JOB CODE: 2021-076
DRAWN BY: MAL
CHECKED BY: CSL
COPYRIGHT: DESIGNED TO BUILD

SHEET TITLE:
FIRE ALARM PLAN
SECOND FLOOR

FA2
SHEET OF

Coastal Plains Engineering, P.A.
808 LOCKLEAR RD
P.O. Box 1117
Pembroke, NC 28372
Voice: 910-521-7810
Fax: 910-521-7816
www.coastalplainseng.com
License No: C-0560

Apr 27, 2021

NORTH CAROLINA PROFESSIONAL SEAL 20705 ENGINEER CHRISTOPHER S. LOCKLEAR

PERMITTING STAMP:

EACH CONTRACTOR IS REQUIRED TO INCLUDE ALL MINOR ITEMS, WHETHER OR NOT SHOWN ON PLANS, AS REQUIRED BY CODE AND FOR WORKING SYSTEMS, AT INITIAL COST OF WORK, AND AT NO ADDITIONAL COST TO THE OWNER
ANY DEVIATIONS FROM THESE DRAWINGS AND SPECIFICATIONS BY THE OWNER OR CONTRACTOR MUST BE APPROVED BY THE ARCHITECT IN WRITING AND PRIOR TO CONSTRUCTION. COPYRIGHT © ALL RIGHTS RESERVED BY DESIGNED TO BUILD. NOT TO BE COPIED OR REPRODUCED WITHOUT WRITTEN PERMISSION.

ALL NOTES APPLY TO ALL DRAWINGS AND ALL TRADES. IT IS THE RESPONSIBILITY OF ALL CONTRACTORS AND TRADES TO COORDINATE THE INSTALLATION OF THEIR WORK WITH THE INSTALLATION OF WORK BY ALL OTHER CONTRACTORS AND TRADES. CONTRACTORS SHALL FOLLOW MANUFACTURER'S INSTALLATION INSTRUCTIONS, THE REQUIREMENTS OF THE DRAWINGS, GENERAL REQUIREMENTS AND ALL NOTES OF THE CONTRACT DOCUMENTS. DO NOT SCALE DRAWINGS. ALL CONTRACTORS AND TRADES, EACH CONTRACTOR IS REQUIRED TO MAINTAIN FULL SETS OF THE CONTRACT DOCUMENTS FOR HIS EMPLOYEES' USE ON THE PROJECT TO ASSURE THAT ALL WORK IS PROPERLY COORDINATED AND INSTALLED WITH THE WORK OF OTHER CONTRACTORS AND TRADES.

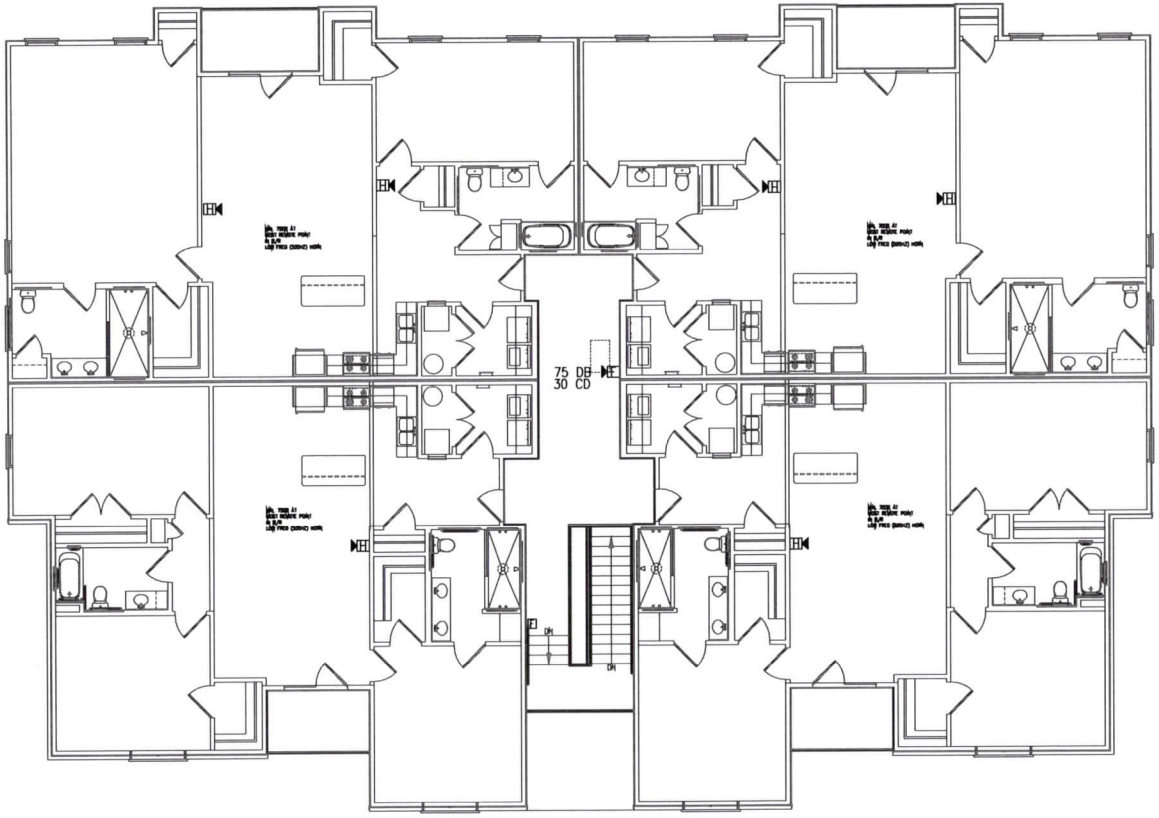

FIRE ALARM LEGEND

FACU	FIRE ALARM CONTROL UNIT
F	PULL STATION
FS	FLOW SWITCH
TS	TAMPER SWITCH
F	HORN STROBE
H	HORN ONLY
F	STROBE ONLY

1 / FA3 FIRE ALARM PLAN-3RD FLOOR
3/16"=1'-0"

Apr 27, 2021

Coastal Plains Engineering, P.A.
409 Lockhead Rd
P.O. Box 1117
Pembroke, NC 28372
Phone: 910-521-7010
Fax: 910-521-7010
www.coastalplainseng.com
License No: C-2550

NORTH CAROLINA PROFESSIONAL SEAL 20103 ENGINEER CHRISTOPHER S. LOCKLEAR

PERMITTING STAMP:

Designed to Build
A Work Approach
ANDREW W. PRIVETTE, AIA
1920 FT. BRAGG ROAD
FAYETTEVILLE,
NORTH CAROLINA 28303
TELE. (910) 485-8567
andy@designedtobuild.com

FAIRWAY POINTE at ANDERSON CREEK CLUB
THREE-STORY, TEN-UNIT BUILDING
GALLERY DRIVE, BUILDING —
SPRING LAKE, NORTH CAROLINA 28390

No.	DATE	DESCRIPTION	BY

JOB CODE: 2021-078
DRAWN BY: MAL
CHECKED BY: CSL
COPYRIGHT: DESIGNED TO BUILD

SHEET TITLE:
FIRE ALARM PLAN
THIRD FLOOR

FA3
SHEET OF

EACH CONTRACTOR IS REQUIRED TO INCLUDE ALL MINOR ITEMS, WHETHER OR NOT SHOWN ON PLANS, AS REQUIRED BY CODE AND FOR WORKING SYSTEMS, IN INITIAL COST OF WORK, AND AT NO ADDITIONAL COST TO THE OWNER
ANY DEVIATIONS FROM THESE DRAWINGS AND SPECIFICATIONS BY THE OWNER OR CONTRACTOR MUST BE APPROVED BY THE ARCHITECT IN WRITING AND PRIOR TO CONSTRUCTION. COPYRIGHT © ALL RIGHTS RESERVED BY DESIGNED TO BUILD. NOT TO BE COPIED OR REPRODUCED WITHOUT WRITTEN PERMISSION.

NFPA 72 AND ADA DEVICE INSTALLATION REQUIREMENTS

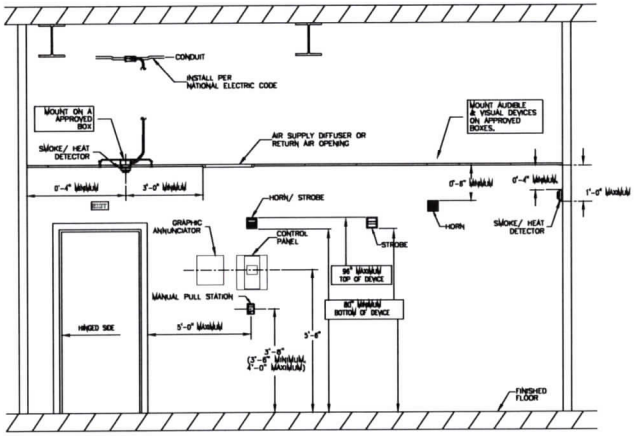

1 / FA4 FIRE ALARM DEVICE MOUNTING HEIGHTS
N.T.S.

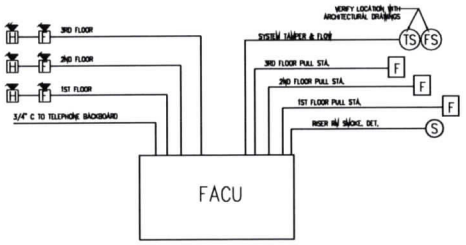

2 / FA4 FIRE ALARM RISER DIAGRAM
N.T.S.

FIRE ALARM SYSTEM INPUT/OUTPUT MATRIX

SYSTEM OUTPUTS: FACP ANNUNCIATION | NOTIFICATION | REQUIRED FIRE SAFETY CONTROL

A: ACTUATE COMMON ALARM SIGNAL INDICATOR
B: ACTUATE AUDIBLE ALARM SIGNAL
C: ACTUATE COMMON SUPERVISORY SIGNAL INDICATOR
D: ACTUATE AUDIBLE SUPERVISORY SIGNAL
E: ACTUATE COMMON TROUBLE SIGNAL INDICATOR
F: ACTUATE AUDIBLE TROUBLE SIGNAL
G: ACTUATE VISUAL ON/OFF SIGNAL
H: ACTUATE VISUAL ON/OFF SIGNAL
I: ACTUATE VISUAL GENERAL EVACUATION SIGNAL
J: ACTUATE VISUAL CHANGE OF STATUS SIGNAL
K: TRANSMIT FIRE ALARM SIGNAL TO COURTESY STATION
L: TRANSMIT SUPERVISORY SIGNAL TO COURTESY STATION
M: TRANSMIT TROUBLE SIGNAL TO COURTESY STATION
N: TRANSMIT FIRE ALARM SIGNAL TO CENTRAL STATION
O: TRANSMIT SUPERVISORY SIGNAL TO CENTRAL STATION
P: TRANSMIT TROUBLE SIGNAL TO CENTRAL STATION
Q: RELEASE HVAC SYSTEM
R: RELEASE ELEVATORS
S: RELEASE DOORS
T: RELEASE FIRE SUPPRESSION SYSTEM
U: RELEASE FIRE ALARM SYSTEM
V: RELEASE OTHER SYSTEMS

SYSTEM INPUTS

		A	B	C	D	E	F	G	H	I	J	K	L	M	N	O	P	Q	R	S	T	U	V	
1	FIRE ALARM SYSTEM AC POWER FAILURE				●	●							●											1
2	FIRE ALARM SYSTEM LOW BATTERY													●										2
3	OPEN CIRCUIT						●	●						●										3
4	GROUND FAULT						●	●						●										4
5	NOTIFICATION APPLIANCE CIRCUIT SHORT						●	●						●										5
6	BREEZEWAY MANUAL PULL STATIONS	●	●						●	●	●	●												6
7	SMOKE DETECTOR AT FACP	●	●						●	●	●	●												7
8	SPRINKLER TAMPER SWITCH				●	●			●				●											8
9	SPRINKLER WATER FLOW IN BUILDING	●	●						●	●	●	●												9
10	–																							10
11	–																							11
		A	B	C	D	E	F	G	H	I	J	K	L	M	N	O	P	Q	R	S	T	U	V	

ALL NOTES APPLY TO ALL DRAWINGS AND ALL TRADES. IT IS THE RESPONSIBILITY OF ALL CONTRACTORS AND TRADES TO COORDINATE THE INSTALLATION OF THEIR WORK WITH THE INSTALLATION OF WORK BY ALL OTHER CONTRACTORS AND TRADES. CONTRACTORS SHALL FOLLOW MANUFACTURER'S INSTALLATION INSTRUCTIONS, THE REQUIREMENTS OF THE DRAWINGS, GENERAL REQUIREMENTS AND ALL ITEMS WITHIN THE CONTRACT DOCUMENTS. ALL WORK SHALL BE COORDINATED BY CONTRACTORS AND TRADES. EACH CONTRACTOR IS REQUIRED TO MAINTAIN FULL SETS OF THE CONTRACT DOCUMENTS FOR HIS EMPLOYEES' USE ON THE PROJECT TO ASSURE THAT ALL WORK IS PROPERLY COORDINATED AND INSTALLED WITH THE WORK OF OTHER CONTRACTORS AND TRADES.

Designed to Build
ANDREW W. PRIVETTE, AIA
1920 FT. BRAGG ROAD
FAYETTEVILLE,
NORTH CAROLINA 28303
TELE. (910) 485-8567
andy@designedtobuild.com

FAIRWAY POINTE at ANDERSON CREEK CLUB
THREE-STORY, TEN-UNIT BUILDING
GALLERY DRIVE, BUILDING ___
SPRING LAKE, NORTH CAROLINA 28390

MARK	DATE	DESCRIPTION	CHK
-	-	-	-
-	-	-	-
-	-	-	-
-	-	-	-
-	-	-	-
-	-	-	-
-	-	-	-

JOB CODE: 2021-076
DRAWN BY: MJL
CHECKED BY: CSL
COPYRIGHT: DESIGNED TO BUILD

SHEET TITLE:
FIRE ALARM DETAILS

FA4
SHEET OF

Coastal Plains Engineering, P.A.
206 LOCKLEAR RD
P.O. Box 1117
Pembroke, NC 28372
Voice: 910-521-7215
Fax: 910-521-7216
www.coastalplainseng.com
License No: C-2550

Apr 27, 2021

NORTH CAROLINA PROFESSIONAL SEAL 20108 ENGINEER CHRISTOPHER S. LOCKLEAR

PERMITTING STAMP:

EACH CONTRACTOR IS REQUIRED TO INCLUDE ALL MINOR ITEMS, WHETHER OR NOT SHOWN ON PLANS, AS REQUIRED BY CODE AND FOR WORKING SYSTEMS, IN INITIAL COST OF WORK, AND AT NO ADDITIONAL COST TO THE OWNER
ANY DEVIATIONS FROM THESE DRAWINGS AND SPECIFICATIONS BY THE OWNER OR CONTRACTOR MUST BE APPROVED BY THE ARCHITECT IN WRITING AND PRIOR TO CONSTRUCTION. COPYRIGHT © ALL RIGHTS RESERVED BY DESIGNED TO BUILD. NOT TO BE COPIED OR REPRODUCED WITHOUT WRITTEN PERMISSION.