

2923 South Tryon Street Suite 280
Charlotte, North Carolina 28203
tel 704.373.0068

MECHANICAL ELECTRICAL PLUMBING

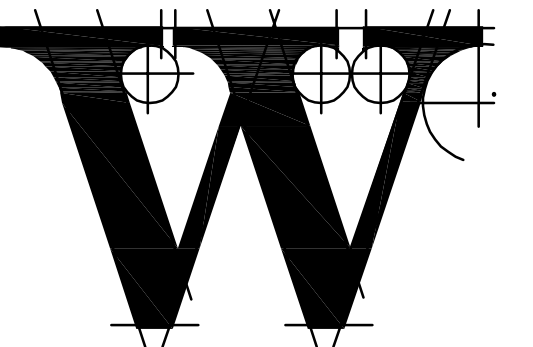


March 21, 2023
FIRM NUMBER = C-2130

HARNETT REGIONAL JETPORT
**NEW
TERMINAL
BUILDING**

WBS NO. 36237.25.15.1

ARCHITECT



THE WILSON GROUP

P O BOX 5510
CHARLOTTE, NC 28299
(704) 331-9747

PROJECT MANAGER / CIVIL ENGINEER

TALBERT & BRIGHT

4810 SHELLEY DRIVE
WILMINGTON, NC 28405
(910) 763-6360
FIRM NO.: C-0713

STRUCTURAL ENGINEER

STEWART

101 N. TRYON ST., SUITE 1400
CHARLOTTE, NC 28202
(704) 909-3523
FIRM NO.: C-1051

MECHANICAL, ELECTRICAL, PLUMBING &
FIRE PROTECTION ENGINEER

SABER ENGINEERING

2923 S. TRYON ST., SUITE 280
CHARLOTTE, NC 28203
(704) 373-0068
FIRM NO.: C-2130

IT / SECURITY

**VERTEX TECHNOLOGY
CONSULTANTS**

4700 LEBANON RD., SUITE A-1
CHARLOTTE, NC 28227
(980) 272-9500

REVISIONS

BD-06 07/10/2023

DATE SEPTEMBER 9, 2022

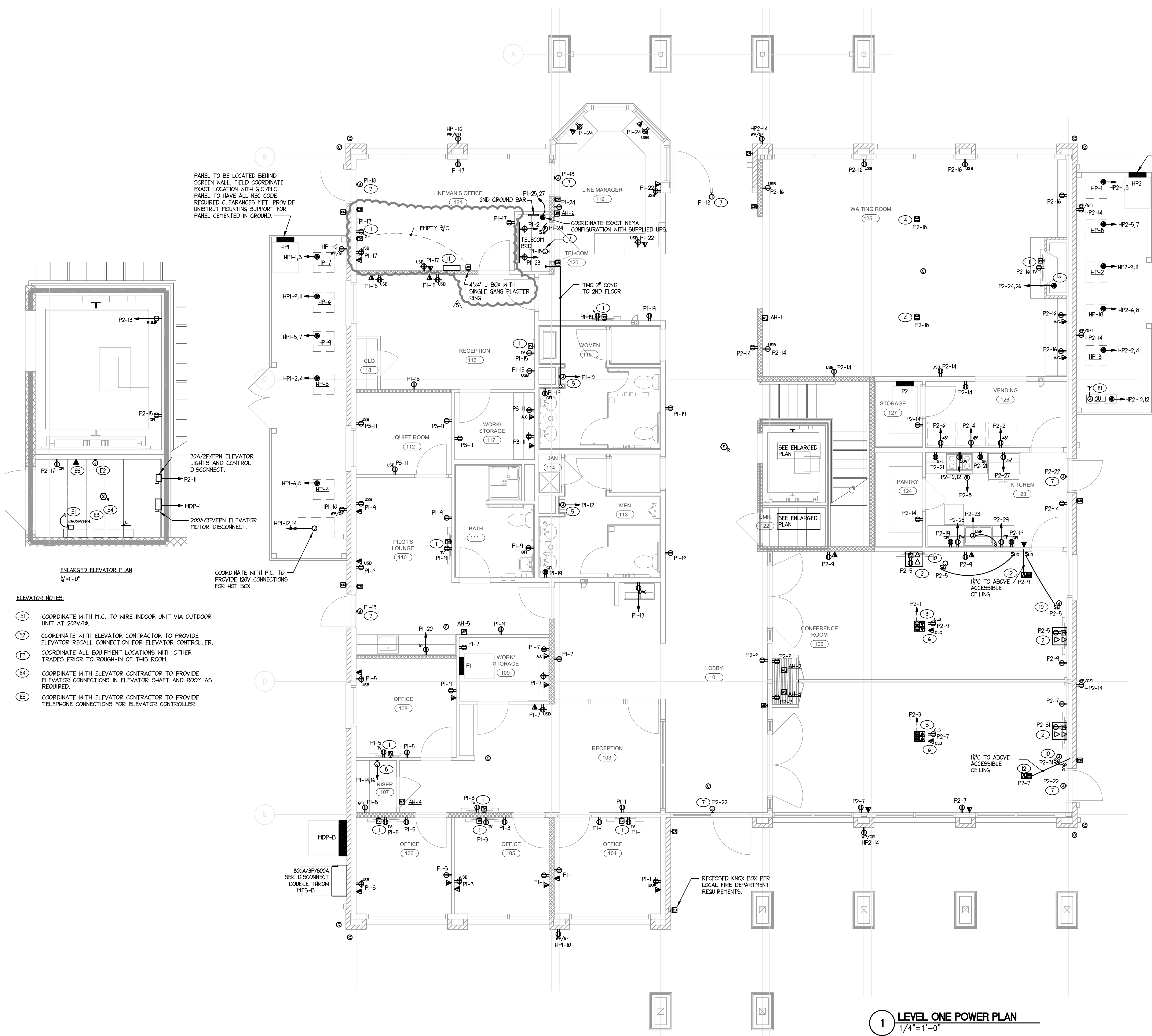

PROJECT NUMBER 9189-000

SHEET TITLE

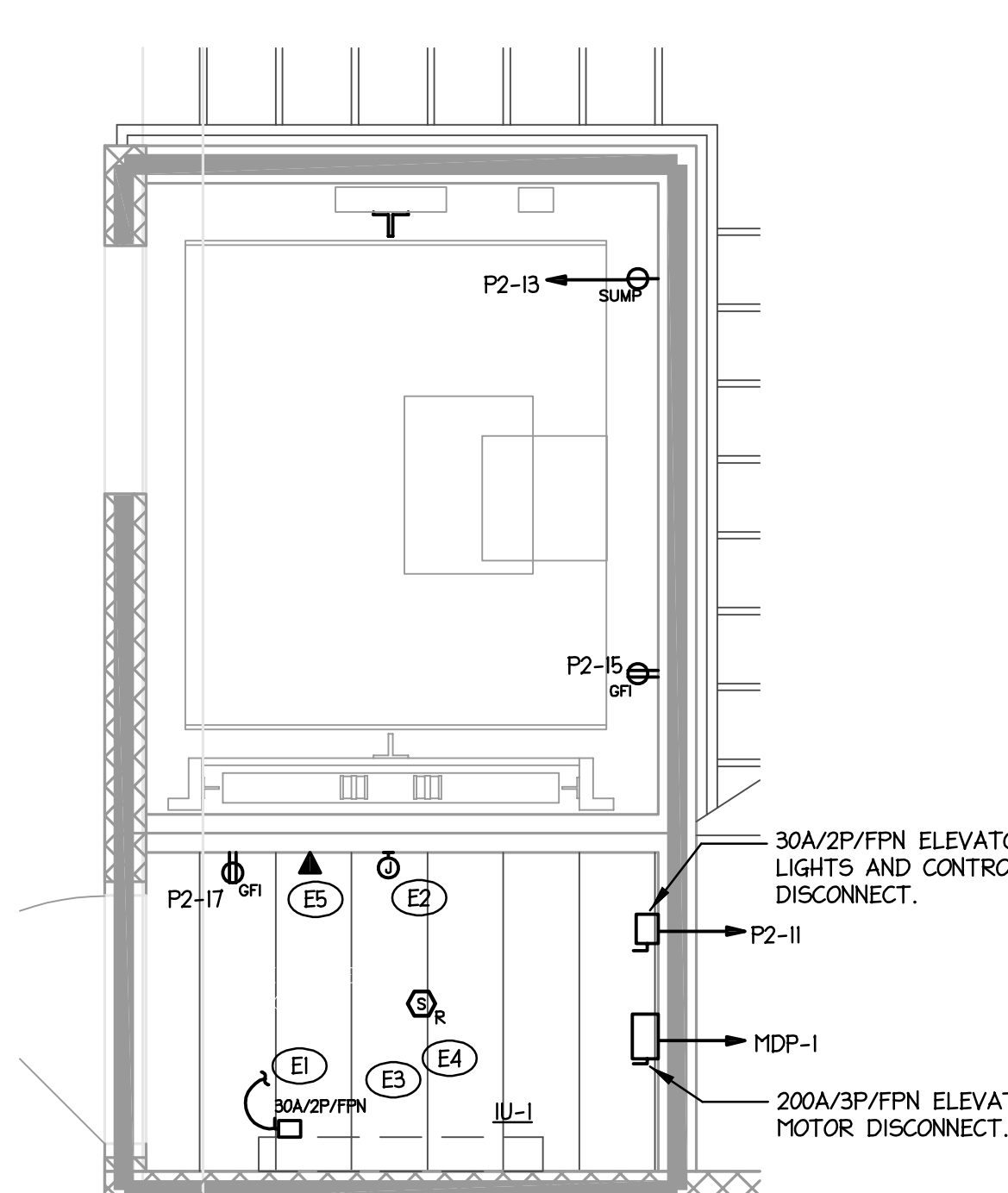
**ELECTRICAL
FIRST LEVEL
POWER PLAN**

SHEET NUMBER

E-201P



PANEL TO BE LOCATED BEHIND SCREEN WALL. FIELD COORDINATE EXACT LOCATION WITH G.C./M.C. PANEL TO HAVE ALL NEC CODE REQUIRED CLEARANCES MET. PROVIDE UNISTRUT MOUNTING SUPPORT FOR PANEL CEMENTED IN GROUND.



ENLARGED ELEVATOR PLAN
1/4"=1'-0"

- ELEVATOR NOTES:**
- (E1) COORDINATE WITH M.C. TO WIRE INDOOR UNIT VIA OUTDOOR UNIT AT 208V/1Ø.
 - (E2) COORDINATE WITH ELEVATOR CONTRACTOR TO PROVIDE ELEVATOR RECALL CONNECTION FOR ELEVATOR CONTROLLER.
 - (E3) COORDINATE ALL EQUIPMENT LOCATIONS WITH OTHER TRADES PRIOR TO ROUGH-IN OF THIS ROOM.
 - (E4) COORDINATE WITH ELEVATOR CONTRACTOR TO PROVIDE ELEVATOR CONNECTIONS IN ELEVATOR SHAFT AND ROOM AS REQUIRED.
 - (E5) COORDINATE WITH ELEVATOR CONTRACTOR TO PROVIDE TELEPHONE CONNECTIONS FOR ELEVATOR CONTROLLER.

PANEL TO BE LOCATED BEHIND SCREEN WALL. FIELD COORDINATE EXACT LOCATION WITH G.C./M.C. PANEL TO HAVE ALL NEC CODE REQUIRED CLEARANCES MET. PROVIDE UNISTRUT MOUNTING SUPPORT FOR PANEL CEMENTED IN GROUND.

- NOTES:**
- (1) PROVIDE RECEPTACLE AND CATV OUTLET UP HIGH FOR WALL MOUNTED T.V. FIELD COORDINATE EXACT LOCATION WITH G.C./OWNER.
 - (2) PROVIDE RECESSED IN-WALL COMBINATION A/V, POWER, TELECOM BOX EQUAL TO LEGRAND EVOLUTION SERIES 4-GANG WALL BOX CENTERED ON WALL AT 56" AFF. PROVIDE (2) 1/2" AND (1) 3/4" CONDUITS OUT OF THE TOP OF THE WALL BOX TO ABOVE ACCESSIBLE CEILING. PROVIDE (1) 3/4" CONDUIT FOR POWER. PROVIDE (2) 2" CONDUITS OUT OF THE BOTTOM OF THE WALL BOX TO ABOVE ACCESSIBLE CEILING.
 - (3) PROVIDE RECESSED 4-GANG FLOOR BOX WITH (2) DUPLEX RECEPTACLES, (1) TELEDATA OUTLET, AND (1) SPARE J-BOX. PROVIDE (1) 3/4" FOR POWER, (1) 1/2" FOR TELE/DATA, AND (1) 1/2" FOR FUTURE, UNDERSLAB FROM CEILING AREA TO FLOOR BOX. NOTE THE (1) 1/2", (1) 1/2", AND (1) 2" ARE TO TERMINATE IN 6"x6"x4" J-BOX ABOVE NEAREST ACCESSIBLE CEILING. FLOOR BOX TO BE HUBBELL CF8430 OR EQUIVALENT. PROVIDE CF8462 ADAPTER FOR ALL 2" CONDUITS.
 - (4) PROVIDE (1) COMPARTMENT RECESSED FLOOR BOX WITH COVERPLATE FLUSH WITH FLOOR WITH (1) RECEPTACLE. PROVIDE (1) 3/4" TO FLOOR BOX FOR POWER.
 - (5) PROVIDE 120V CONNECTION FOR HAND DRYER. FIELD COORDINATE EXACT LOCATION WITH G.C./OWNER. PROVIDE DISCONNECTING MEANS ABOVE CEILING.
 - (6) PROVIDE RECEPTACLE AND TELE/DATA OUTLET RECESSED IN CEILING GRID FOR OVERHEAD PROJECTOR. FIELD COORDINATE EXACT LOCATION WITH G.C./OWNER.
 - (7) PROVIDE J-BOX ABOVE CEILING WITH 120V/20A CIRCUIT FOR USE WITH ACCESS CONTROL AND SECURITY WIRING AND CONTROL. FIELD COORDINATE EXACT LOCATION WITH G.C./SECURITY VENDOR.
 - (8) COORDINATE WITH M.C. TO PROVIDE 208V/1Ø CONNECTION FOR WALL HEATER.
 - (9) COORDINATE WITH G.C. TO PROVIDE 208V/1Ø CONNECTION FOR ELECTRIC FIRE PLACE.
 - (10) COORDINATE WITH G.C. TO PROVIDE 120V/Ø CONNECTION FOR PROJECTION SCREEN POWER. PROVIDE UP/DOWN/CENTER OFF SWITCH FOR CONTROL.
 - (11) NEW LOCATION FOR EXISTING AIRFIELD LIGHTING CONTROL CABINET 'B'. SEE NOTE 4 ON SHEET E-200 FOR DETAILS.
 - (12) PROVIDE (2) COMPARTMENT RECESSED FLOOR BOX WITH COVERPLATE FLUSH WITH FLOOR WITH (1) RECEPTACLE AND (1) TELE/DATA OUTLET. PROVIDE (1) 1/2" TO FLOOR BOX FOR TELE/DATA STUBBED UP TO ABOVE ACCESSIBLE CEILING AND (1) 1/2" FOR POWER.

1 LEVEL ONE POWER PLAN
1/4"=1'-0"

WL-17023-E201P.dwg, Plotted By: Ryan
Jul 16, 2023 - 10:05am