Reviewed for Fire Code Compliance
Leslie Jackson
10/04/2022 11:32:05 AM

PLAN NORTH
TRUE NORTH

1
FA-1

FIRE ALARM PLAN

BUILDING GROSS SQUARE FEET: 4,206

0 2' 4' 8'
SCALE: 1/4" = 1'-0"

JENKINS CONSULTING ENGINEERS, PA
OFFICE in EUREKA SPRINGS, NORTH CAROLINA
1606 McARTHUR RD. FAYETTEVILLE, NC 28311-1002
CORPORATION NUMBER C-3070 Buddy@jenkinsce.pro
OFFICE PHONE: 910.822.1724

NORTH CAROLINA PROFESSIONAL SEAL 28803 ENGINEER DOUGLAS BUDDY JENKINS
3 October 2022

DESIGNED BY: B. JENKINS
DRAWN BY: MAW
CHECKED BY: B. JENKINS
DATE: 3 OCT 22

FINAL DRAWING [✓] FOR REVIEW PURPOSES ONLY
PRELIMINARY [ ] FOR DESIGN DEVELOPMENT ONLY
FINAL DRAWING [ ] FOR CONSTRUCTION

All American Alarms
BE SAFE AGAIN

PROJECT: RESTORATION OF PRAISE
215 COATES ROAD LINDEN, NC. 28356

SHEET: FIRE ALARM PLAN – RISER ROOM

FA-1

Drawing File: H:\2022\Potters Vessel\PottersVessel-FA-19Sep22.dwg
Plotted by: MarkW
Plotted Date: Oct 03, 2022 - 9:25am

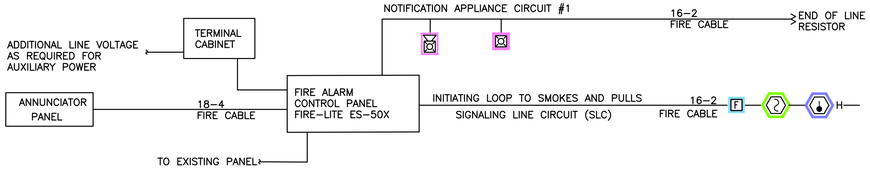

GENERAL NOTES:

1. CONTRACTOR SHALL PROVIDE AND INSTALL NEW FIRE ALARM SYSTEM IN BUILDING AS REQUIRED BY NFPA 101, LIFE SAFETY CODE AND NFPA 72, THE FIRE ALARM CODE.
2. PROVIDE BACK BOXES FOR ALL WALL MOUNTED DEVICES.
3. ALL WIRING IS COPPER, WITH RED JACKET.
4. DEVICES SHALL BE RED IN COLOR.
5. VERIFY LOCATION OF ANNUNCIATOR PANEL WITH FIRE MARSHAL.

FIRE ALARM SYSTEM MATRIX	BUILDING SYSTEM OUTPUTS												CENTRAL STATION			
BUILDING SYSTEM INPUTS	ACTUATE COMMON ALARM SIGNAL INDICATOR	ACTUATE AUDIBLE ALARM SIGNAL	ACTUATE COMMON SUPERVISORY SIGNAL INDICATOR	ACTUATE AUDIBLE SUPERVISORY SIGNAL	ACTUATE COMMON TROUBLE SIGNAL INDICATOR	ACTUATE AUDIBLE TROUBLE SIGNAL	ACTUATE GENERAL EVACUATION	DISPLAY CHANGE OF STATUS ON FACP	DISPLAY CHANGE OF STATUS ON ANNUNCIATOR	TRANSMIT FIRE ALARM SIGNAL TO CENTRAL STATION	TRANSMIT SUPERVISORY SIGNAL TO CENTRAL STATION	TRANSMIT TROUBLE SIGNAL TO CENTRAL STATION	DISPLAY CHANGE OF STATUS TO CENTRAL STATION
MANUAL PULL STATION	X	X					X			X			X
BUILDING SMOKE DETECTOR	X	X					X			X			X
AC POWER FAILURE					X	X	X					X	X
SYSTEM LOW BATTERY					X	X	X					X	X
OPEN CIRCUIT					X	X	X					X	X
GROUND FAULT					X	X	X					X	X
NOTIFICATION APPLIANCE CIRCUIT SHORT					X	X	X					X	X

– PROGRAM AS SUPERVISORY UNLESS OTHERWISE REQUIRED BY LOCAL AHJ TO BE A GENERAL ALARM.

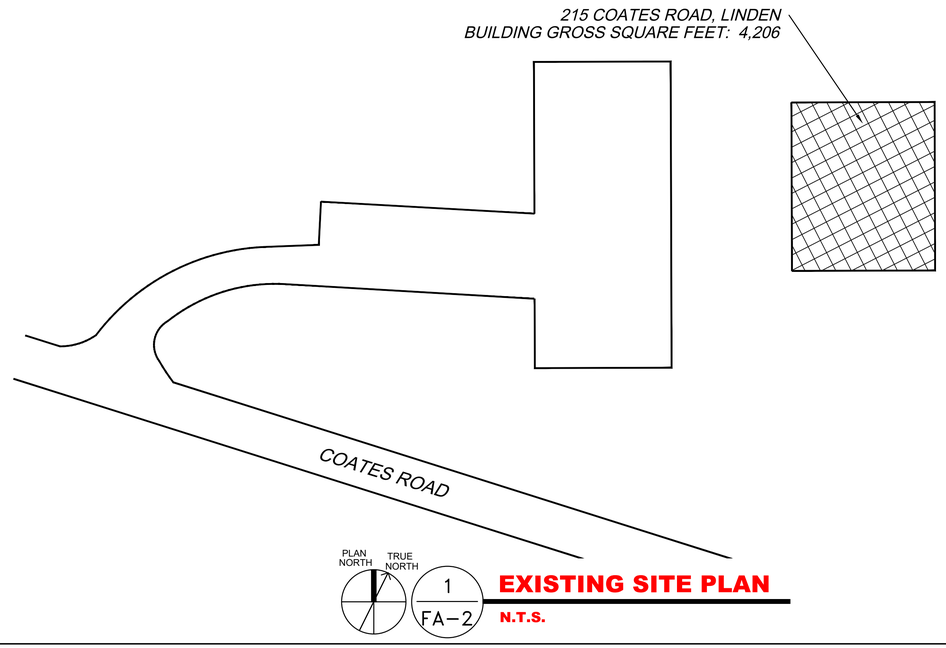

EXISTING SITE PLAN

N.T.S.

BUILDING SUMMARY AND SCOPE OF WORK:

THE BUILDING CONSTRUCTION TYPE IS TYPE II–B ACCORDING TO 2018 NORTH CAROLINA BUILDING CODE.

THE TENANT SPACE GROSS SQUARE FEET IS: 4,206

TENANT SPACE IS NOT PROTECTED BY FIRE SPRINKLERS

TENANT SPACE USE WILL BE ASSEMBLY (A–3) (RESTORATION OF PRAISE)

THIS DRAWING IS PROVIDED TO SHOW THE LOCATION OF THE FIRE ALARM EQUIPMENT AND DEVICES AND WAS PREPARED BY OTHERS AND USED WITH PERMISSION.

THE EXISTING TENANT SPACE IS NOT PROTECTED BY A FIRE ALARM.

THE SCOPE OF WORK INCLUDES INSTALLATION OF NEW EQUIPMENT AND DEVICES IN THE BUILDING AS DEEMED BY THE LOCAL MUNICIPALITY. THIS DRAWING IS DIAGRAMMATIC AND SHOWS WHERE THE DEVICES WILL BE LOCATED. A STATE LICENSED FIRE ALARM CONTRACTOR WILL PROVIDE SHOP DRAWINGS ALONG WITH ALL CALCULATIONS TO THE LOCAL MUNICIPALITY HAVING JURISDICTION. THE FIRE ALARM WILL BE MONITORED BY A CENTRAL STATION.

THE DEVICES LISTED BELOW SHOW THE EXTENT OF WORK REQUIRED FOR THE BUILDING.

NEW FIRE ALARM CONTROL PANEL WILL BE INSTALLED AND WILL BE EQUAL TO FIRE–LITE ES–50X.

NEW FIRE PULL HANDLE WILL BE INSTALLED AT ALL EXITS AND WILL BE SIMILAR OR EQUAL TO FIRE–LITE BG–12LX.

NEW HORN STROBE DEVICES WILL BE INSTALLED IN REQUIRED AREAS AND WILL BE SIMILAR OR EQUAL TO (HORN STROBE SYSTEM SENSOR P2RL)

NEW STROBE DEVICES WILL BE INSTALLED IN REQUIRED AREAS AND WILL BE SIMILAR OR EQUAL TO (STROBE SYSTEM SENSOR 2RL)

NEW SMOKE DETECTORS WILL BE INSTALLED AND WILL BE EQUAL TO SD 365.

NEW HEAT DETECTOR WILL BE INSTALLED AND WILL BE EQUAL TO HD 365 (A).

FIRE ALARM CONTRACTOR WILL TEST AND INSPECT NEW SYSTEM WITH LOCAL AUTHORITIES.

FIRE ALARM CONTRACTOR WILL ALSO PROVIDE TRAINING TO STAFF ON USE OF NEW FIRE ALARM SYSTEM.

FIRE ALARM SYMBOL LEGEND

SYMBOL	DESCRIPTION
FACP	FIRE ALARM CONTROL PANEL (FIRE–LITE ES–50X) W/ ANNUNCIATOR
F	FIRE ALARM PULL STATION (HONEYWELL BG–12LX)
	STROBE UNIT (SYSTEM SENSOR SCRL)
	HORN/STROBE UNIT (SYSTEM SENSOR PC2R)
	SMOKE DETECTOR (SD 365)
H	HEAT DETECTOR (SYSTEM SENSOR HD365 (A))
	DUPLEX–120V, 20AMP, DEDICATED PANEL A CIRCUIT 27 (OR DIRECT WIRED TO BREAKER)
	END OF LINE RESISTOR (EOL)

NOTES

ALL FIRE ALARM EQUIPMENT TO MEET NFPA 72
INSTALL NEW FACP & REQUIRED COMPONENTS TO COMPLETE THE INSTALLATION
THE FIRE ALARM SYSTEM SHOWN HERE DEPICTS A CLASS "B" SYSTEM
NEW FIRE ALARM CONTROL PANEL WILL BE INSTALLED (FIRE–LITE ES–50X)
PROVIDE ADDITIONAL ZONE MODULES AS REQ'D FOR THE ADDITIONAL DEVICES

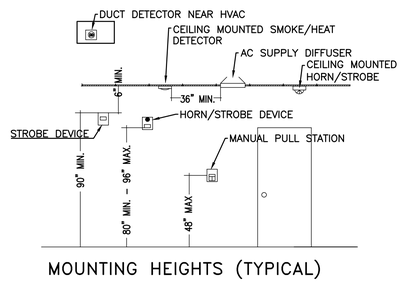

MOUNTING HEIGHTS (TYPICAL)

JENKINS CONSULTING ENGINEERS, PA
OFFICE: In EUREKA SPRINGS, NORTH CAROLINA
10 MICHELLE ELISE COURT, FAYETTEVILLE, NC 28303
CORPORATION NUMBER C-3070 Buddy@jenkinsce.pro
OFFICE PHONE: 910.822.1724

NORTH CAROLINA PROFESSIONAL ENGINEER SEAL 050000 BUDDY JENKINS

3 October 2022

DESIGNED BY: B. JENKINS | DRAWN BY: MAW | CHECKED BY: B. JENKINS | DATE: 3 OCT 22

FINAL DRAWING ☒ FOR REVIEW PURPOSES ONLY
PRELIMINARY ☐ FOR DESIGN DEVELOPMENT ONLY
FINAL DRAWING ☐ FOR CONSTRUCTION

All American Alarms
BE SAFE AGAIN

PROJECT: *RESTORATION OF PRAISE*
215 COATES ROAD
LINDEN, NC. 28356

SHEET: FIRE ALARM RISER/NOTES & MATRIX

FA-2

SCALE: 1/4" = 1'–0" | SCALE: 1/8" = 1'–0" | SCALE: 3/16" = 1'–0" | SCALE: 1/2" = 1'–0" | SCALE: 3/4" = 1'–0" | SCALE: 1" = 1'–0" | SCALE: 1–1/2" = 1'–0"

Drawing File: H:\2022\Potters Vessel\PottersVessel–FA–19Sep22.dwg
Plotted by: MarkW
Plotted Date: Oct 03, 2022 – 9:26am