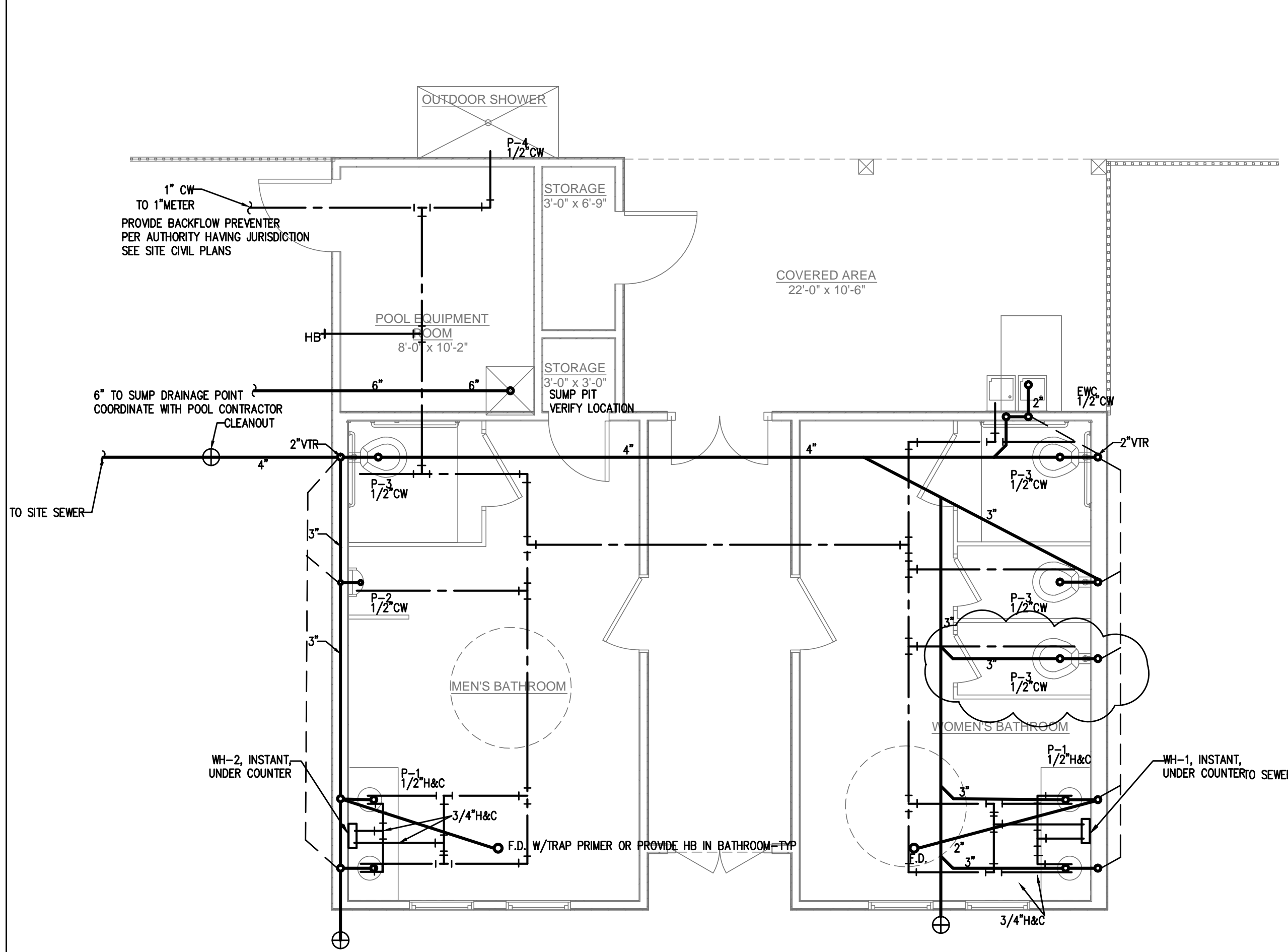




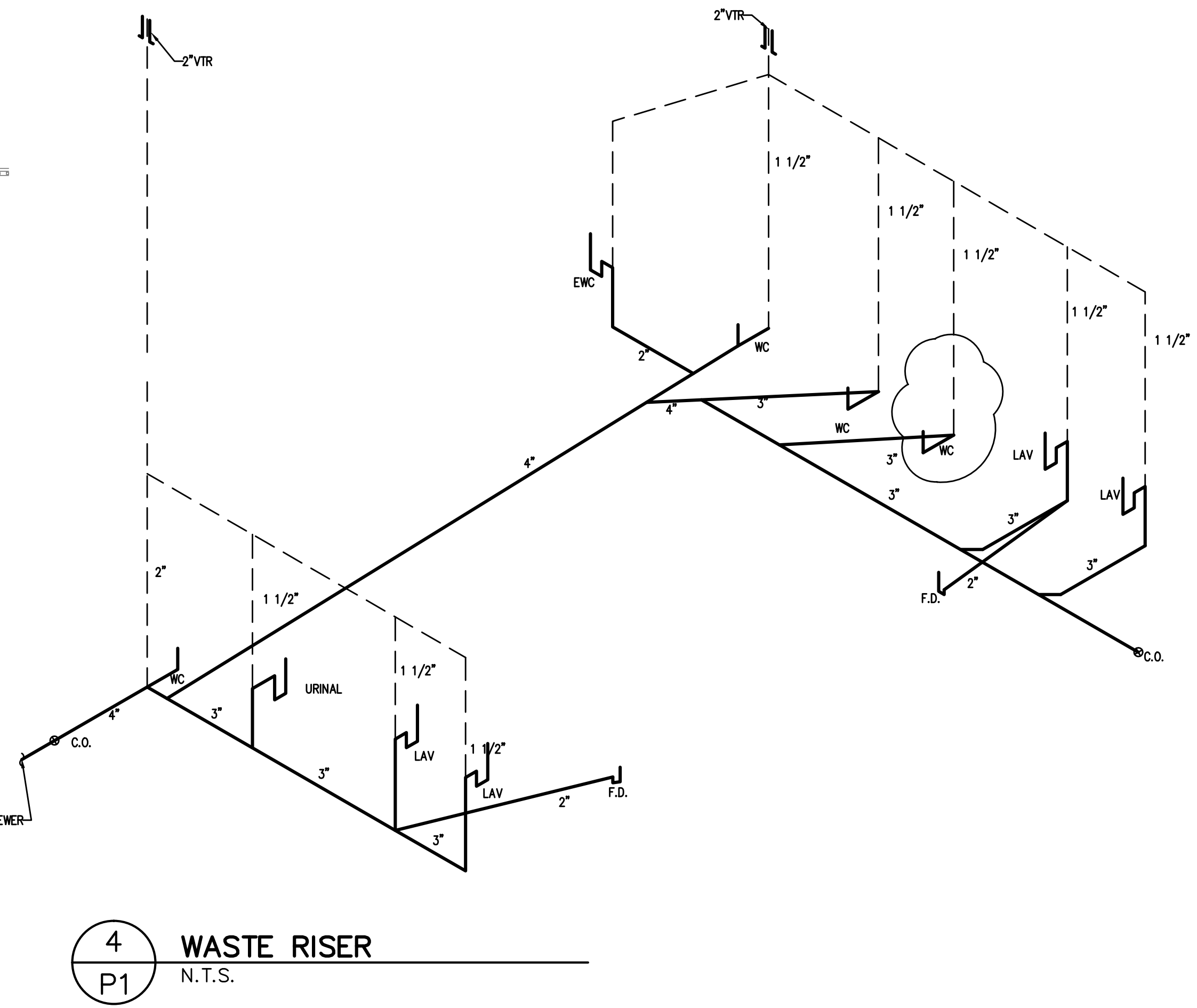
ALL WORK SHALL BE DONE IN ACCORDANCE WITH THE LATEST EDITION OF THE STATE CODE AS WELL AS ALL LOCAL AND OTHER APPLICABLE CODES.  
 ALL WORK SHALL BE PERFORMED BY EXPERIENCED AND SKILLED CRAFTSMEN.  
 WATER LINES BELOW GRADE SHALL BE TYPE "K" COPPER (NO JOINTS BELOW GRADE) AND ABOVE GRADE TYPE "L" COPPER SUPPORTED AS REQUIRED AND SHALL BE HYDROSTATICALLY TESTED FOR TWO HOURS AT 100 PSI. ALL WATER PIPING AT WATER FIXTURES SHALL BE PROVIDED WITH 18" AIR CHAMBERS OR SHOCK ABSORBERS. STOPS SHALL BE PROVIDED ON HOT AND COLD WATER LINES. HOT WATER PIPING SHALL BE INSULATED WITH 1" CLOSED CELL RUBBER. THE ENTIRE WATER SYSTEM SHALL BE DISINFECTED PRIOR TO PLACING IN SERVICE. PVC/PEX MAYBE SUBSTITUTED FOR COPPER.  
 SANITARY SEWER LINES SHALL BE PVC.  
 PROVIDE PRESSURE REDUCING VALVE IF STREET WATER EXCEEDS 80 PSI.  
 GAS PIPING WILL BE SCHEDULE 40 BLACK STEEL WITH BLACK MALLEABLE IRON SCREW-TYPE FITTINGS.  
 THE PLUMBING CONTRACTOR SHALL PROVIDE ALL OPENINGS REQUIRED FOR THE PLUMBING WORK AND SHALL INSTALL FIRE RATED SLEEVES WHEREVER PENETRATIONS OF RATED WALLS OR FLOORS ARE MADE. THE PATCHING SHALL BE BY THE PLUMBING CONTRACTOR. THE PLUMBING CONTRACTOR SHALL REVIEW ALL UTILITY SITE PLANS AND ARCHITECTURAL SITE PLANS FOR WORK BY OTHERS.  
 LOCATION OF UTILITIES (WASTE AND WATER LINES, MANHOLES ETC.) THAT ARE TO BE CONNECTED TO ARE ASSUMED. IT SHALL BE THE RESPONSIBILITY OF THE PLUMBING CONTRACTOR TO VERIFY THESE LOCATIONS AND MAKE THE FINAL CONNECTION AS REQUIRED.  
 ALL FLOOR DRAINS SHALL BE PROVIDED WITH TRAP PRIMERS.

**2 PLUMBING NOTES**  
 P1 N.T.S.

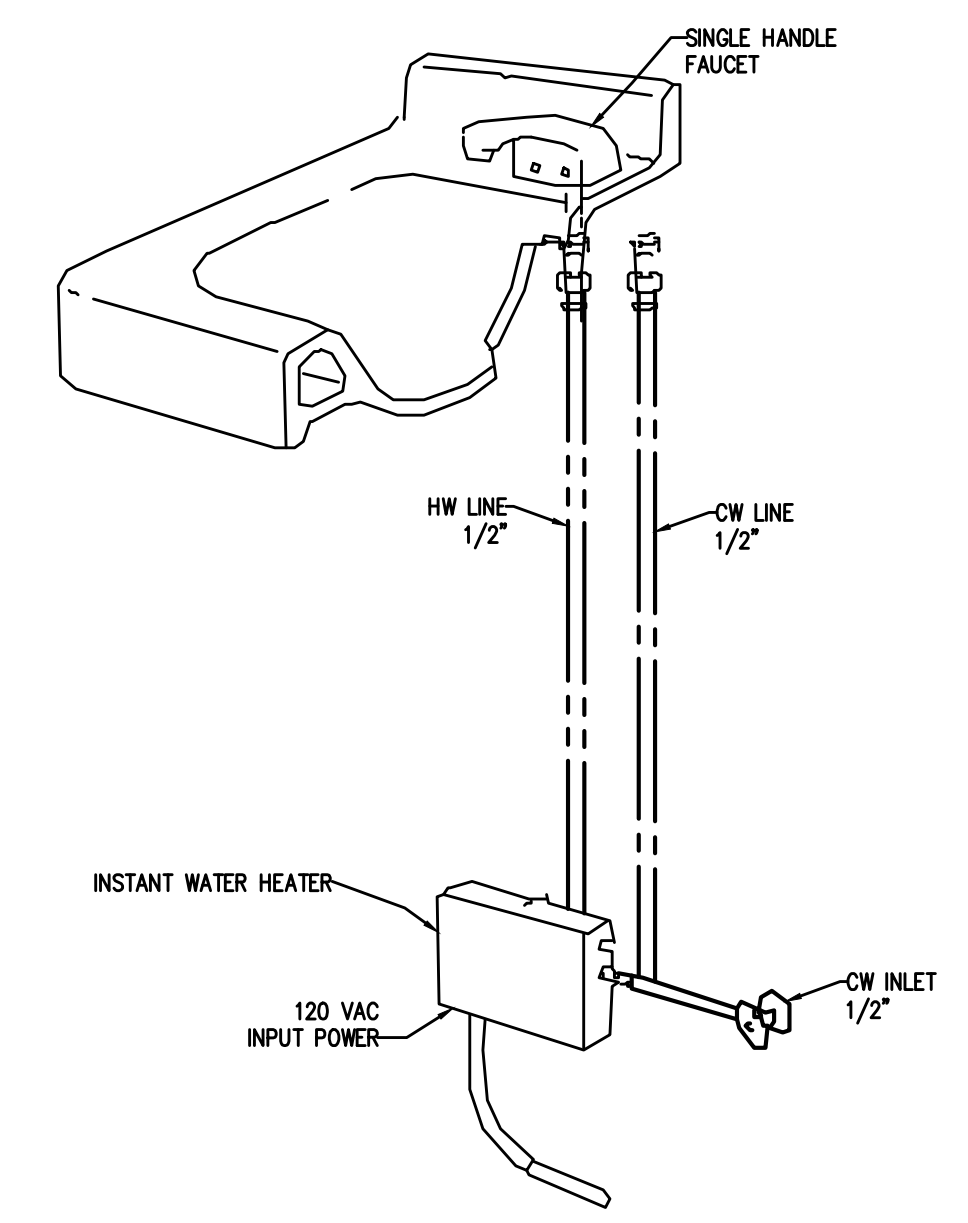


**1 PLUMBING PLAN**  
 P1 1/4"=1'-0"

SYMBOL	MANUFACTURER	MODEL #	FIXTURE DESCRIPTION	ACCESSORIES	SUPPLY	WASTE	VENT	REMARKS
P-1	AMERICAN STD.	0490.011	OVAL LAVATORY, COUNTER TOP	DELTA 2507LF-HDF TWO HANDLE METERING FAUCET	1/2" H.W./C.W.	2"	1-1/2"	PROVIDE TRUEBRO LAV GUARD 2 UNDERSINK PIPING COVERS
P-2	AMERICAN STD.	6541.132	URINAL, WALL-TYPE	SLOAN ROYAL 186-1, FLUSH VALVE	1/2" C.W.	2"	1-1/2"	
P-3	AMERICAN STD.	270AB.001.020	WATER CLOSET (FLUSH TANK), FLOOR-TYPE ADA	PROVIDE COMPATIBLE TOILET SEAT	1/2" H.W./C.W.	3"	1-1/2"	
P-4	AQUAMASTER	PM-750 ADA	STAINLESS STEEL WALL MOUNTED POOL SHOWER W/ SLOW CLOSING PUSH BUTTON VALVE		1/2" C.W.	-	-	
WH-1,2	EEMAX OR EQ.	SP2412	TANKLESS WATER HEATER ELECTRIC, 120V, 16,2400W	-	1/2" H.W./C.W.	-	-	
EWC	ELKAY	EZSTL8SC	WALL MOUNT BI-LEVEL ADA WATER COOLER	-	1/2" H.W./C.W.	2"	1-1/2"	



**4 WASTE RISER**  
 P1 N.T.S.



**3 INSTANT WATER HEATER DETAIL**  
 P1 N.T.S.

**Coastal Plains Engineering, P.A.**  
 205 WICKLIFF RD  
 P.O. Box 1117 29572  
 Fayetteville, NC  
 Phone: 810-821-7213  
 Fax: 810-821-7213  
 www.coastalplainseng.com  
 License No. C-2009

**LEXINGTON PLANTATION POOL HOUSE**  
 HARNETT COUNTY, NC

DRAWINGS AND THE DESIGN ARE THE PROPERTY OF THE ENGINEER. WHETHER THE PROJECT FOR WHICH THEY ARE PREPARED IS EXECUTED OR NOT, THE DRAWINGS SHALL NOT BE USED BY THE PROJECT OWNER OR ANYONE ELSE FOR ANY OTHER PROJECT.

ADA AND LEGAL DISCLAIMER  
 THIS DOCUMENT IS INTENDED TO COMPLY WITH THE REQUIREMENTS OF THE AMERICANS WITH DISABILITIES ACT (ADA). ARCHITECTS AND ENGINEERS ARE NOT LICENSED TO INTERPRET LAWS OR ONE ANOTHER CONCERNING LAWS OR LEGAL MATTERS. THE OWNER SHOULD HAVE THIS DOCUMENT REVIEWED BY HIS ATTORNEY TO DETERMINE IF IT COMPLES ADA AND OTHER LAWS.

PROJECT NO: 2021-005  
 DRAWN BY: AJO  
 DATE:  
 REVISIONS:  
 08-29-22

SHEET NO:  
**P1**