

AT CORNERS AND WHERE HEIGHT EXCEEDS 32": (2) 4"x8"x16" SOLID CMU SET FIRMLY ON COMPACTED AND LEVELED GRADE FREE OF ORGANIC MATERIAL, PERPENDICULAR TO 8" CMU DOUBLE STACKED PIER. CMU SHALL ALTERNATE DIRECTION EACH COURSE VERTICAL, BE CAPPED WITH (2) 4"x8"x16" SOLID CMU. SURFACE BONDING CEMENT TO BE APPLIED TO CMU. GRADE SHALL HAVE A BEARING CAPACITY MINIMUM OF 2,000 PSF. TOTAL PIER HEIGHT NOT TO EXCEED 52"

(2) 4"x8"x16" SOLID CMU SET FIRMLY ON COMPACTED AND LEVELED GRADE FREE OF ORGANIC MATERIAL, PERPENDICULAR TO 8" CMU PIER. GRADE SHALL HAVE A BEARING CAPACITY MINIMUM OF 2,000 PSF. (TYP.)

TIE-DOWN STRAPS TO BE 1-1/4" x 0.035" TYPE-1, FINISH B, GRADE ONE ZINC COATED STEEL STRAPPING CONFORMING TO ASTM D3953-91, ANSI A225.1 AND CODE OF FEDERAL REGULATIONS 3280.306. TIE-DOWN STRAPS AND ALL RELATED HARDWARE TO HAVE A MINIMUM OF 3,150# WORKING CAPACITY. STRAP TO BE SECURED TO FLOOR FRAMING RIM BOARD AND THROUGH PLYWOOD SHEATHING INTO WOOD STUD FRAMING, OVER UNIT AND DOWN OPPOSITE SIDE TO GROUND ANCHOR. ANCHOR STRAPS TO HAVE 5/8" DIA. SLOTTED, GLAV. STRAP BOLT AND BUCKLE.

4"x8"x16" CMU SOLID CAP. PROVIDE PRESSURE TREATED SHIMS BETWEEN CMU AND MOBILE FRAME TO LEVEL

8"x8"x16" CMU SINGLE STACK WITH SURFACE BONDING CEMENT. IF BLOCK EXTENDS MORE THAN 32" ABOVE GRADE, USE DOUBLE STACKED CMU ALTERNATING DIRECTION EACH COURSE AND CAP WITH (2) 4"x8"x16" SOLID CMU

GROUND ANCHOR SET AT 0 TO 10 DEGREES

DOUBLE DISK GROUND ANCHOR (BY MINUTE MAN OR EQUAL) SPACED AS INDICATED (TYP.)

Project #: MOD-FC/UND
 Drawn By: JB
 Checked By:
 Issue Date: 05/18/2012

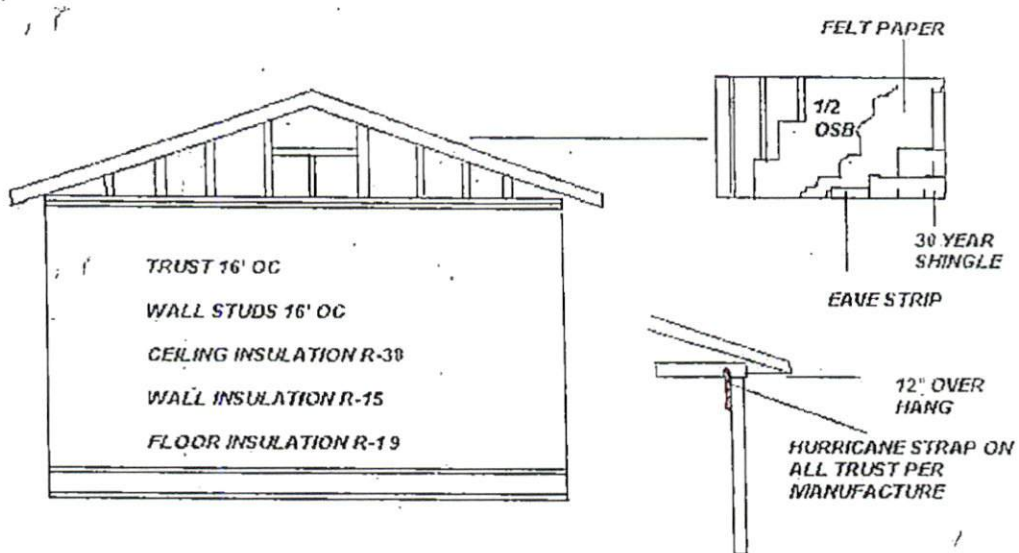


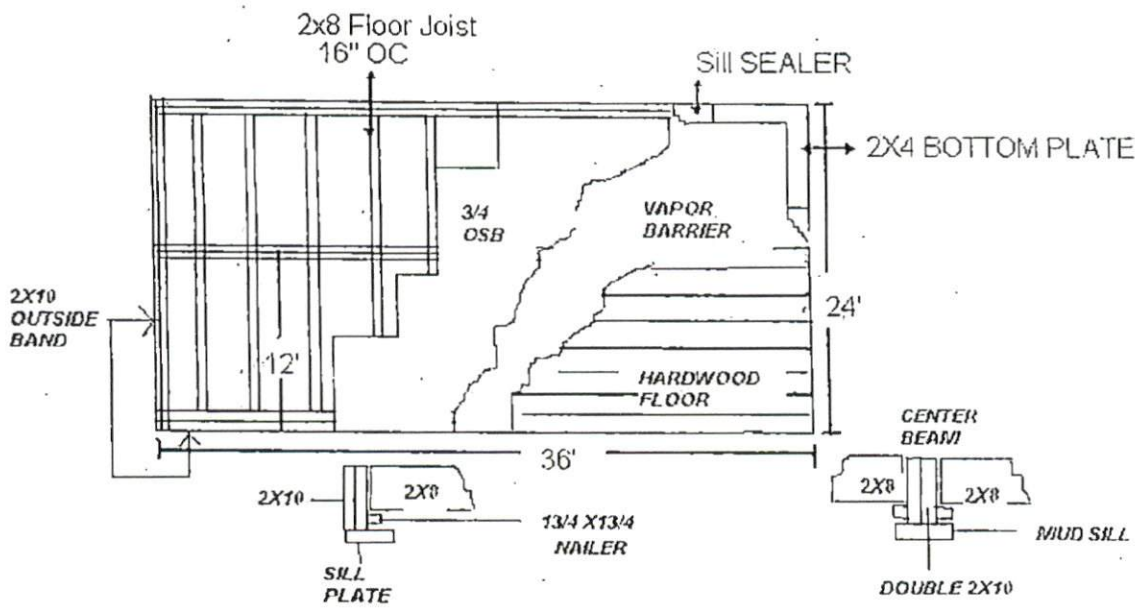
MOBILE CLASSROOM FOUNDATION PLAN

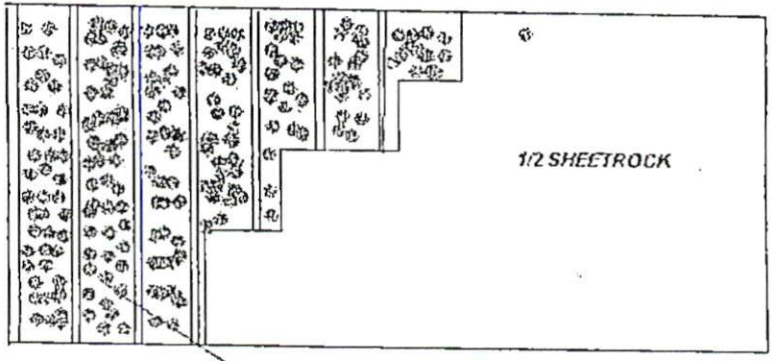
1

1/4" = 1'-0"

NF-1

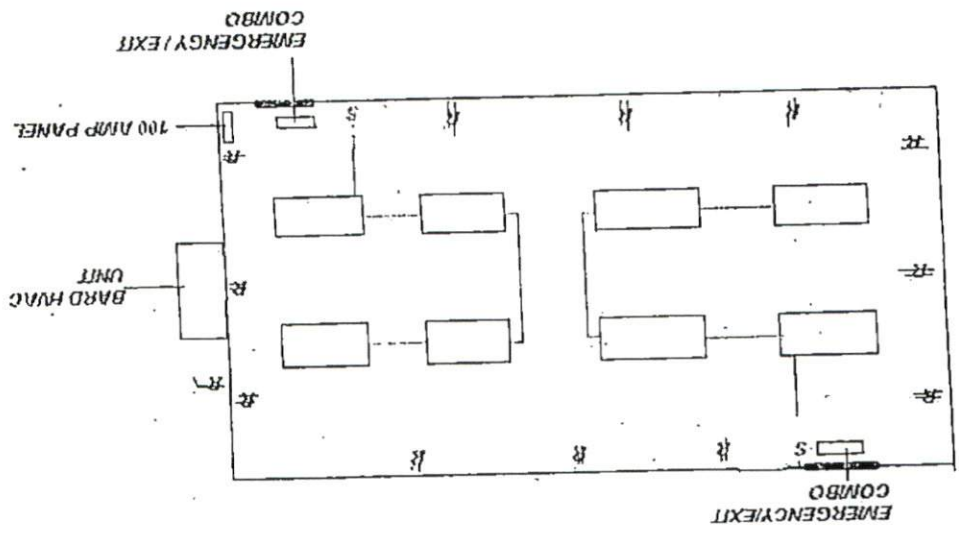






1/2 SHEETROCK

R-15 INSULATION



OUTSIDE WALL DETAILS

