

DRAWING NOTE

APPROVAL OF THESE DRAWINGS INDICATES THAT THEY HAVE BEEN INTERPRETED CORRECTLY AND HAVE APPLIED THE REQUIREMENTS OF THE CONTRACTS DRAWINGS AND SPECIFICATIONS.
WHERE DISCREPANCIES EXIST BETWEEN THESE DRAWINGS AND THE DRAWINGS FOR OTHER TRADES, THE STRUCTURAL STEEL DRAWINGS SHALL GOVERN.

DESIGN NOTE

DESIGN OF ANY MATERIALS IN THE STRUCTURE, WHICH ARE NOT FURNISHED BY THE MANUFACTURER, ARE THE RESPONSIBILITY OF THE CONTRACTOR AND ENGINEERS OTHER THAN THE MANUFACTURER, UNLESS SPECIFICALLY INDICATED.

INSTALLATION NOTES

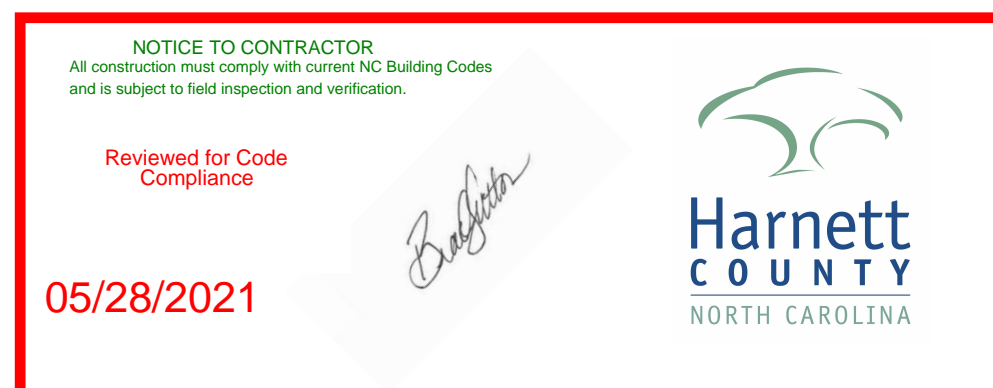
- * FIELD CUTTING OF COMPONENTS IS REQUIRED FOR FITMENT.
- * ROOF PANEL LAPS MUST BE SEALED WITH MASTIC TAPE (PROVIDED).
- * PANELS AND TRIM ARE RECOMMENDED TO BE SET 1/8" ABOVE CONCRETE SURFACE.
- * FLASHING MUST BE LAPPED A MINIMUM 2" AND SEALED AS NEEDED FOR WATER RESISTANCE.
- * ALLOW 1/2" TOLERANCE FOR GIRTS AND HEADERS

BUILDING LAYOUT

WIDTH (ft.): 30
LENGTH (ft.): 165
EAVE HEIGHT (ft.): 8.5 / 8.5
ROOF SLOPE (Rise/12): 3.00 / 3.00

PANEL SELECTION

ROOF: SSX 26 Ga. (w/Condenstop)
WALL: SSX 26 Ga.
PARTITION: LRX 29 Ga.
LINER: N/A



BUILDING A PINEY GROVE STORAGE 78 PINEY GROVE RAWLS ROAD FUQUAY VARINA, WAKE COUNTY NORTH CAROLINA, 27526

DRAWING SCHEDULE

1	LEAD SHEET, GENERAL NOTES, SCHEDULES
2	ELEVATION PLAN
3	SLAB PLAN & DETAILS
4	BASE PLAN & DETAILS
5	FRAMING PLAN
5.1	FRAMING DETAILS
6	PARTITION PLAN
7	RAFTER PLAN
7.1	RAFTER DETAILS
7.2	ATTACHMENT DETAILS
8	ROOF PLAN

BUILDING LOADS

CODE: IBC 15 - NCBC 18
DEAD LOAD: 2.0 psf.
COLLATERAL LOAD: 0.5 psf.
LIVE LOAD: 20.0 psf. (MAX)
GROUND SNOW LOAD: 15.0 psf. (MAX)
ROOF SNOW LOAD: 12.6 psf. (MAX)
WIND SPEED: 117 mph.
CLOSED / OPEN: Closed
EXPOSURE: C
IMPORTANCE - WIND: 1.00
IMPORTANCE - SEISMIC: 1.00
IMPORTANCE - SNOW: 1.00
SEISMIC CATEGORY: C
SEISMIC COEFFICIENT: 0.28
SEISMIC S1: 0.084
SEISMIC Sds: 0.187
SEISMIC Sd1: 0.134
SEISMIC BASE SHEAR: 0.667*1.2*F_a*S_s*W/R
INTERNAL WIND COEFFICIENT: -0.18 / +0.18
OCCUPANCY: II - Normal

CONFIDENTIAL AND PROPRIETARY INFORMATION

THE INFORMATION AND DESIGNS CONTAINED IN THIS DRAWING ARE CONFIDENTIAL AND PROPRIETARY. NEITHER THIS DESIGN NOR ANY INFORMATION CONTAINED IN THIS DRAWING MAY BE REPRODUCED OR DISCLOSED TO OTHERS WITHOUT EXPRESS WRITTEN CONSENT.

Notes:



REV: DESCRIPTION: BY: DATE:
STATUS: CONSTRUCTION ISSUE

STANDARD ABBREVIATIONS

AFF	ABOVE FINISHED FLOOR	EOS	EDGE OF SLAB	OA	OVERALL
APPR	APPROXIMATE	FBO	FURNISHED BY OTHERS	OC	ON CENTER
BLDG	BUILDING	FND	FOUNDATION	OD	OUTSIDE DIAMETER
BLK	BLOCK	FNB	FACE OF BLOCK / BRICK	OPP	OPPOSITE
BM	BEAM	FOS	FACE OF STEEL	PTN	PARTITION
BOT	BOTTOM	FT	FOOT / FEET	RAD	RADIUS
BLK	BLOCK	FTG	FOOTING	REF	REFERENCE
C/L	CENTERLINE	GA	GAUGE	REQD	REQUIRED
CJ	CAULK JOINT	GALV	GALVANIZED	REINF	REINFORCED
CLG	CEILING	GC	GENERAL CONTRACTOR	RO	ROUGH OPENING
COL	COLUMN	GRND	GROUND	SECT	SECTION
CONC	CONCRETE	GR	GRADE	SF	SQUARE FOOTAGE
CTR	CENTER	GYP	GYPSPUM WALL BOARD	SIM	SIMILAR
DBL	DOUBLE	HORIZ	HORIZONTAL	SO	SQUARE
DET	DETAIL	HT	HEIGHT	STD	STANDARD
DIA	DIAMETER	INS	INSULATION	STL	STEEL
DWG	DRAWING	INT	INTERIOR	TOB	TOP OF BEAM
DIM	DIMENSION	INFO	INFORMATION	TOC	TOP OF CONCRETE
DR	DOOR	JT	JOINT	TOS	TOP OF STEEL
EA	EACH	MAX	MAXIMUM	TOW	TOP OF WALL
ET	ERECTION TOLERANCE	MIN	MINIMUM	TYP	TYPICAL
EJ	EXPANSION JOINT	MISC	MISCELLANEOUS	UNO	UNLESS NOTED OTHERWISE
EL	ELEVATION	MTL	METAL	VAR	VARIES
EXIST	EXISTING	NIC	NOT IN CONTRACT	VERT	VERTICAL
EXP	EXPANSION	NTS	NOT TO SCALE	VIF	VERIFY IN FIELD
EXT	EXTERIOR	NA	NOT APPLICABLE	WO	WITHOUT
		NO	NUMBER	WT	WEIGHT

STRUCTURAL ABBREVIATIONS

BA	BASE ANGLE	L4216 - 4" x 2" x 16 Ga. Angle
BC	BASE CHANNEL	U42516 - 4 1/8" x 2 5/8" x 16 Ga. Channel
C4	4" COLUMN	C4216 - 4" x 2" x 16 Ga. Cee
C435	4" COLUMN	C43516 - 4" x 3-1/2" 16 Ga. Cee
DH	DOOR HEADER	C4216 - 4" x 2" x 16 Ga. Cee
DJ	DOOR JAMB	C43516 - 4" x 3 1/2" x 16 Ga. Cee
EC	EAVE CHANNEL	U42514 - 4 1/8" x 2 5/8" x 14 Ga. Channel
ES	EAVE STRUT	ES6416 - 6" x 4" x 16 Ga. Strut
FC	FLOOR CLIP	Manufactured Part
G	GIRT	C4216 - 4" x 2" x 16 Ga. Cee
HA	HALL ANGLE	L4216 - 4" x 2" x 16 Ga. Angle
JR	JACK RAFTER	C62516 - 6" x 2 1/2" x 16 Ga. Cee
M	MULLION	C12416 - 12" x 4" x 16 Ga. Cee
MCLP	MINI CLIP	Manufactured Part
PA	PARTITION ANGLE	L4216 - 4" x 2" x 16 Ga. Angle
PC	PARTITION CEE	C2218 - 2" x 2" x 18 Ga. Cee
RA	RAKE ANGLE	L4216 - 4" x 2" x 16 Ga. Angle
RC	RAKE CLIP	Manufactured Part
RS	RIDGE STRUT	RS6416 - 6" x 4" x 16 Ga. Strut
SPD	BASE ANGLE	SPD42216 - 4" x 2" x 1 1/2" Angle
Z4	4" Z PURLIN	Z42514 - 4" x 2 1/2" x 14 Ga. Zee
Z6	6" Z PURLIN	Z62516 - 6" x 2 1/2" x 16 Ga. Zee
Z8	8" Z PURLIN	Z82516 - 8" x 2 1/2" x 16 Ga. Zee
Z10	10" Z PURLIN	Z102516 - 10" x 2 1/2" x 16 Ga. Zee
Z12	12" Z PURLIN	Z122516 - 12" x 2 1/2" x 16 Ga. Zee

SHEET ABBREVIATIONS

RL	29 Ga. SSX LINER PANEL
RR	26 Ga. SSX ROOF PANEL
RW	26 Ga. SSX WALL PANEL
ML	29 Ga. LRX LINER PANEL
MW	26 Ga. LRX WALL PANEL
RML	29 Ga. REVERSE LRX LINER PANEL
RMW	26 Ga. REVERSE LRX WALL PANEL
SSR	24 Ga. SSII ROOF PANEL

SSR ABBREVIATIONS

BP7760	BACK UP PLATE
OC430	OUTSIDE CLOSURE
EP7600	EAVE PLATE - LOW
EP7616	EAVE PLATE - HIGH
FC200	FIXED CLIP - LOW
FC204	FIXED CLIP - HIGH
IC426	INSIDE CLOSURE
CS324	CINCH STRAP
GS246	GUTTER STRAP
RP7710	RAKE PLATE - LOW
RP7720	RAKE PLATE - HIGH

TRIM ABBREVIATIONS

DFR	DIE FORMED RIDGE CAP
DJC	DOOR JAMB COVER
DS	DOWNSPOUT WITH DIVERTER
DSS	DOWNSPOUT STRAP
HC	DOOR HEADER COVER
ET	EAVE TRIM
REND	RAKE END
GS	GUTTER STRAP
HMC	HALF MULLION COVER
HSET	HIGH SIDE EAVE TRIM
HT	HEAD TRIM
IA	INSIDE ANGLE
IC	INSIDE CORNER
ICB	INSIDE CORNER BOX
ISCL	INSIDE CLOSURE
JT	JAMB TRIM
MC	MULLION COVER
OA	OUTSIDE ANGLE
OC	OUTSIDE CORNER
OCB	OUTSIDE CORNER BOX
OSCL	OUTSIDE CLOSURE
PB	PEAK BOX
PTT	PARTITION TOP TRIM
GU	GUTTER
RT	RAKE TRIM
SSC	SILICONE SEALANT CAULK
SW	SIDEWALL FLASHING
WT	WAINSCOT TRIM

FASTENER ABBREVIATIONS

SB	1/2" x 3" SCREW BOLT - DeWalt SCREW-BOLT + (PFM1411380)	BASE TO SLAB CONNECTIONS
DP	1/4" x 1 1/4" DRIVE PIN	BASE TO SLAB CONNECTIONS
MFS058NW	*10 x 5/8" SD NO WASHER	SPECIAL TRIM CONNECTIONS
MFS100	*12 x 1" SD	STRUCTURAL STEEL CONNECTIONS
MFS114	*12 x 1 1/4" SD	WALL SHEETING
MFSZAC114	*12 x 1 1/4" LONG LIFE SD	ROOF SHEETING
LSO78	*14 x 7/8" LAP SCREW	WALL PANEL LAP
LSZACO78	*14 x 7/8" LONG LIFE LAP SCREW	ROOF PANEL LAP
PR	1/8" POP RIVET	TRIM CONNECTIONS
MFS0100	*17-14 x 1" SELF TAPPING	TS324 END LAP ATTACHMENT
MFS0112	*14"-14 x 1 1/2" SD	TS324 CLIP ATTACHMENT



CLIENT: P.O. BOX 1275
Madison, GA 30650
Phone: (844) 333-7325
Fax: (706) 343-1968

SITE: 78 PINEY GROVE RAWLS ROAD
FUQUAY VARINA, NC 27526

TITLE: 30' x 120' x 8'-6"

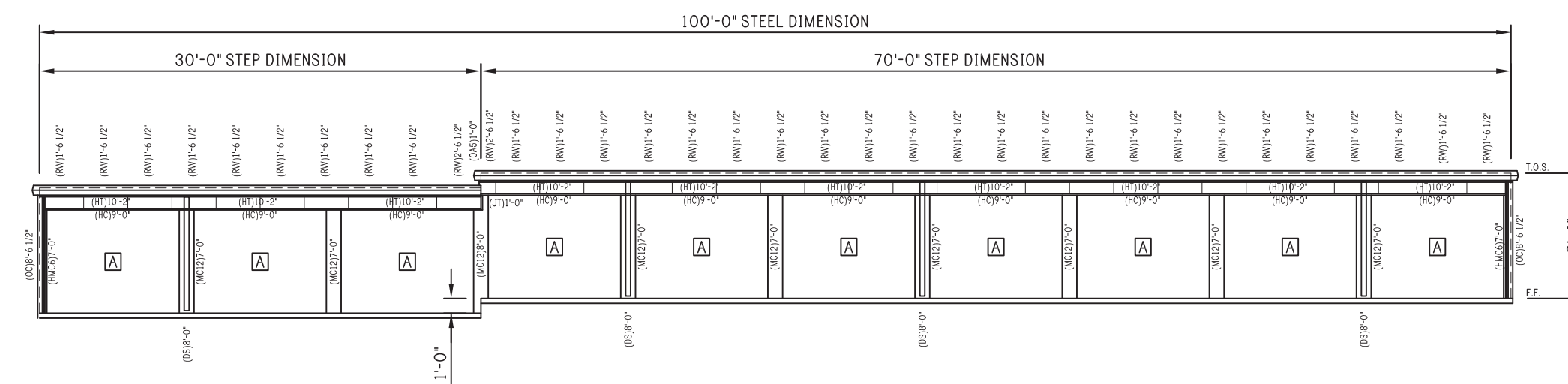
JOB NO:	7116-24389	DATE:	12/07/20	DRAWN:	JSG	CHECKED:	DSM
SHEET NO:	1 of 8	DRAWING NO:	RD080A20	REVISION:			

CONFIDENTIAL AND PROPRIETARY INFORMATION

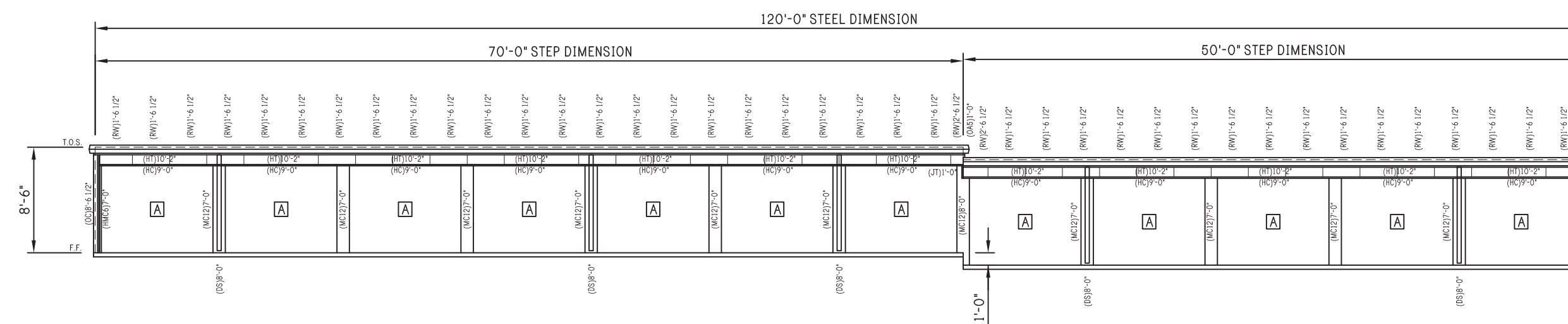
THE INFORMATION AND DESIGNS CONTAINED IN THIS DRAWING ARE CONFIDENTIAL AND PROPRIETARY. NEITHER THIS DESIGN NOR ANY INFORMATION CONTAINED IN THIS DRAWING MAY BE REPRODUCED OR DISCLOSED TO OTHERS WITHOUT EXPRESS WRITTEN CONSENT.

Notes:

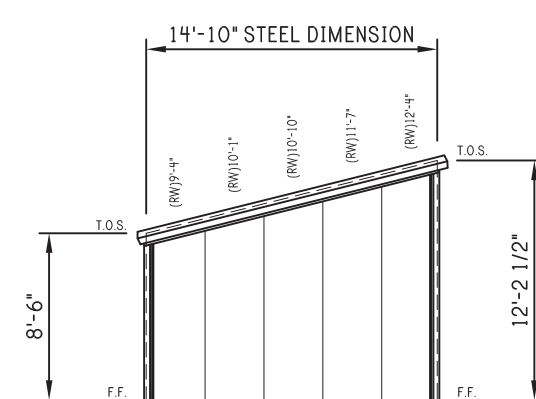
DOOR SCHEDULE	
[A]	(22) EACH 9'-0" X 7'-0" ROLL-UP DOOR



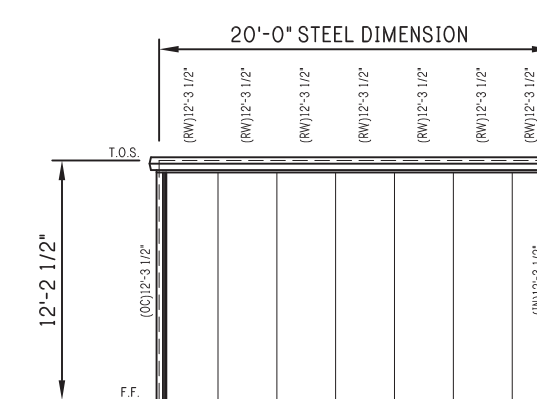
FRONT ELEVATION



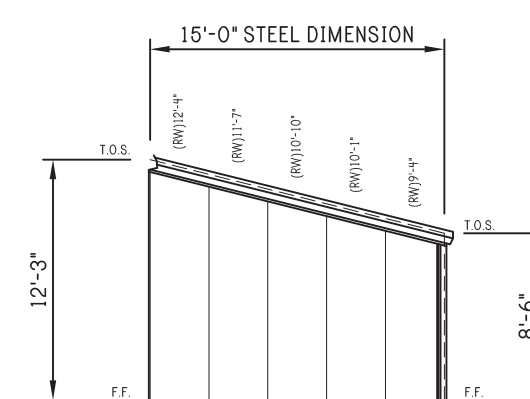
REAR ELEVATION



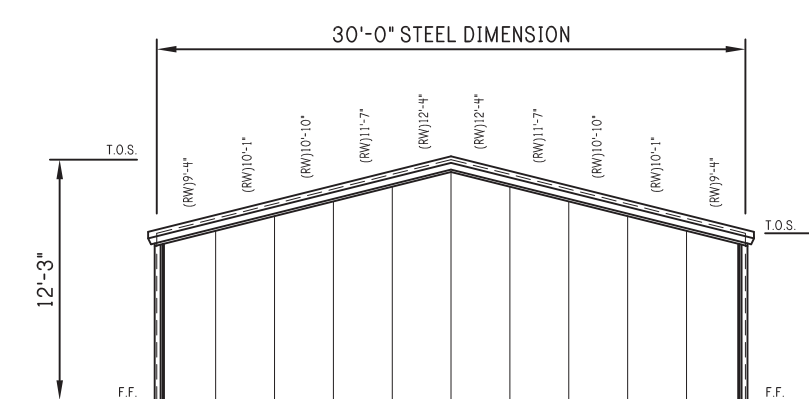
LEFT ELEVATION



FRONT ELEVATION



LEFT ELEVATION



RIGHT ELEVATION

ELEVATION PLAN



REV:	DESCRIPTION:	BY:	DATE:
	CONSTRUCTION ISSUE		

R & D Drafting, Inc.
 42801 S. 654 Rd.
 Jay, Oklahoma 74346
 Phone: 918-314-5328

PEAK STEEL
 CLIENT: P.O. BOX 1275
 Madison, GA 30650
 Phone: (844) 333-7325
 Fax: (706) 343-1968

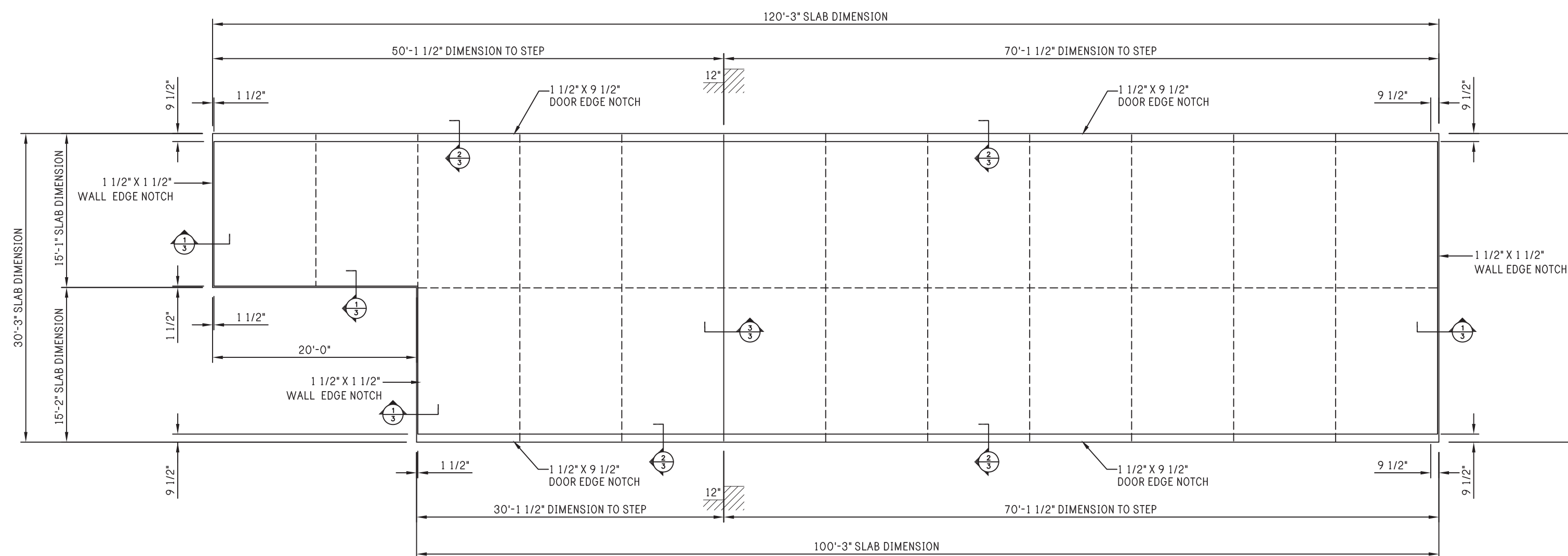
SITE: 78 PINEY GROVE RAWLS ROAD
 FUQUAY VARINA, NC 27526

TITLE: 30' x 120' x 8'-6"

JOB NO: 7116-24389	DATE: 12/07/20	DRAWN: JSG	CHECKED: DSM
SHEET NO: 2 of 8	DRAWING NO: RD080A20	REVISION:	

Notes:

1. FOUNDATION DESIGN AND CONSTRUCTION ARE NOT THE RESPONSIBILITY OF THE BUILDING MANUFACTURER.
2. THE BUILDING REACTION DATA REPORTS THE LOADS WHICH THIS BUILDING PLACES UPON THE FOUNDATION.



SLAB PLAN



REV:	DESCRIPTION:	BY:	DATE:
STATUS: CONSTRUCTION ISSUE			

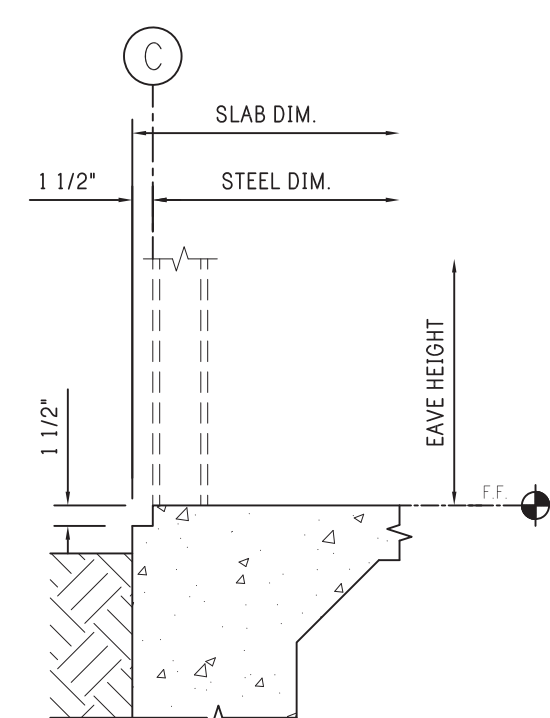
R & D Drafting, Inc.
 42801 S. 654 Rd.
 Jay, Oklahoma 74346
 Phone: 918-314-5328

PEAK STEEL
 CLIENT: P.O. BOX 1275
 Madison, GA 30650
 Phone: (844) 333-7325
 Fax: (706) 343-1968

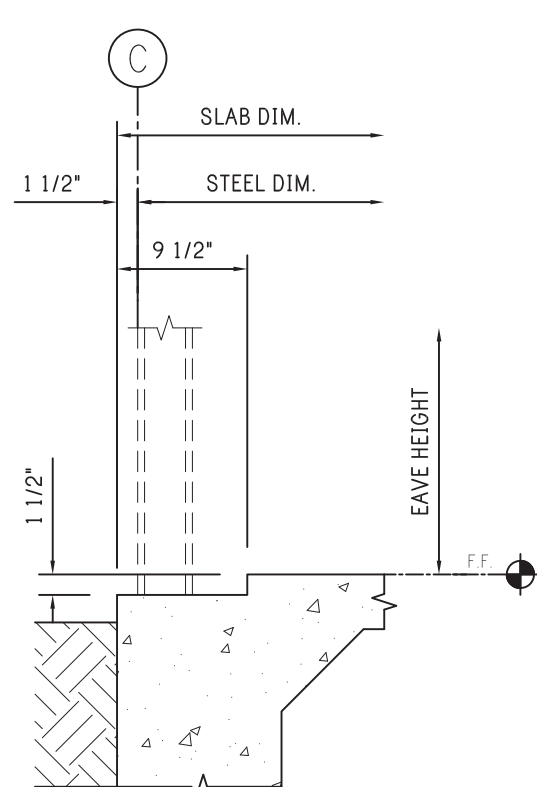
SITE: 78 PINEY GROVE RAWLS ROAD
 FUQUAY VARINA, NC 27526

TITLE: 30' x 120' x 8'-6"

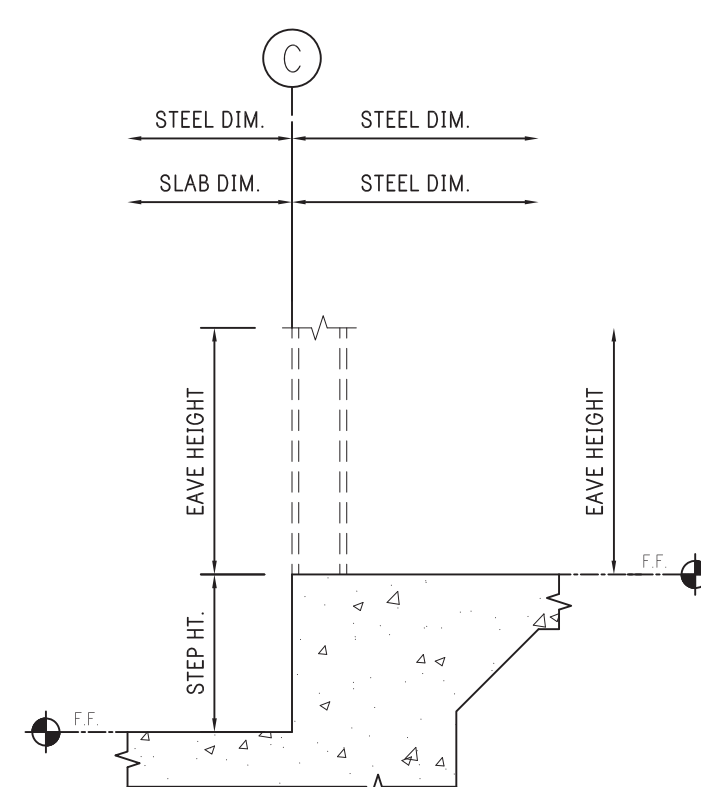
JOB NO: 7116-24389	DATE: 12/07/20	DRAWN: JSG	CHECKED: DSM
SHEET NO: 3 of 8	DRAWING NO: RD080A20	REVISION:	



1 SLAB NOTCH - WALL EDGE
1-1/2" x 1 1/2" NOTCH

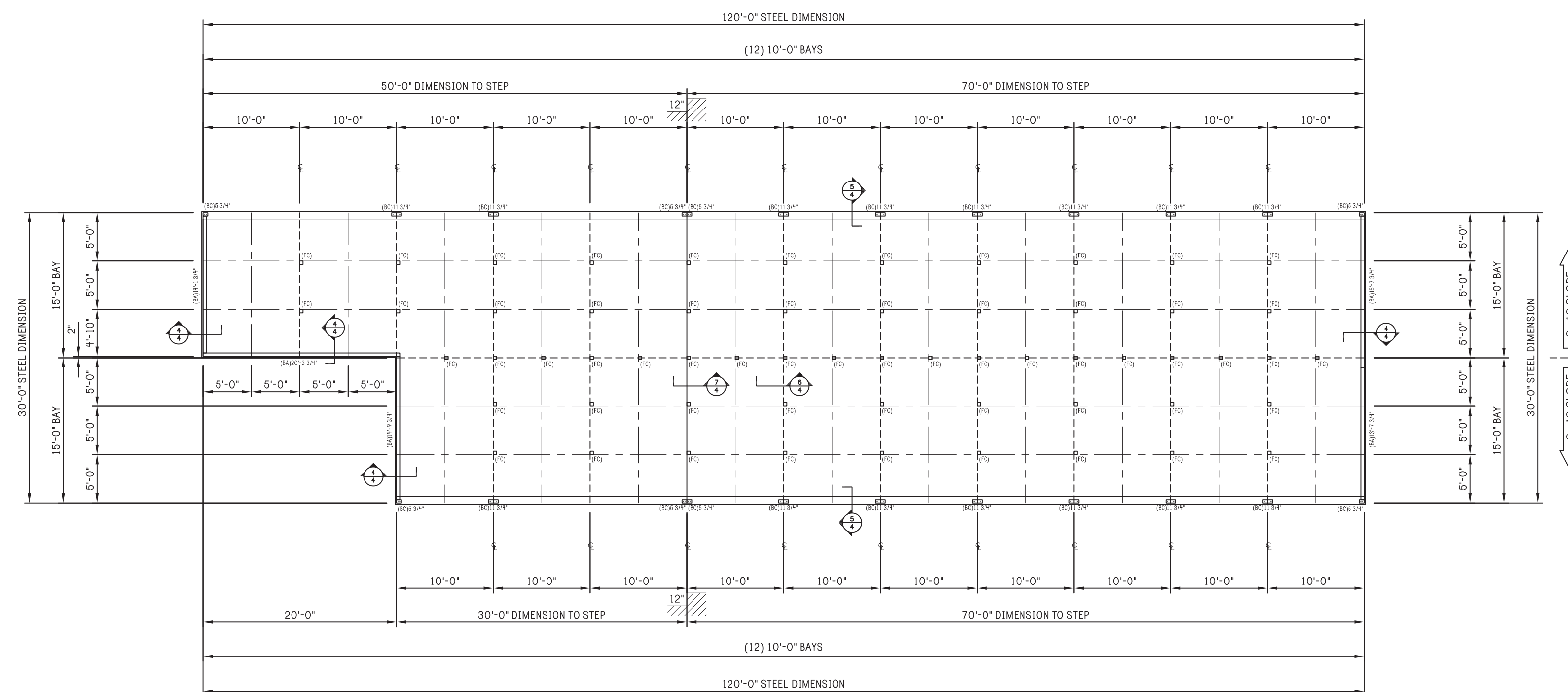


2 SLAB NOTCH - DOOR EDGE
1-1/2" x 9 1/2" NOTCH



3 SLAB STEP

Notes:



FLOOR PLAN



REV:	DESCRIPTION:	BY:	DATE:
STATUS: CONSTRUCTION ISSUE			

R & D Drafting, Inc.
 42801 S. 654 Rd.
 Jay, Oklahoma 74346
 Phone: 918-314-5328

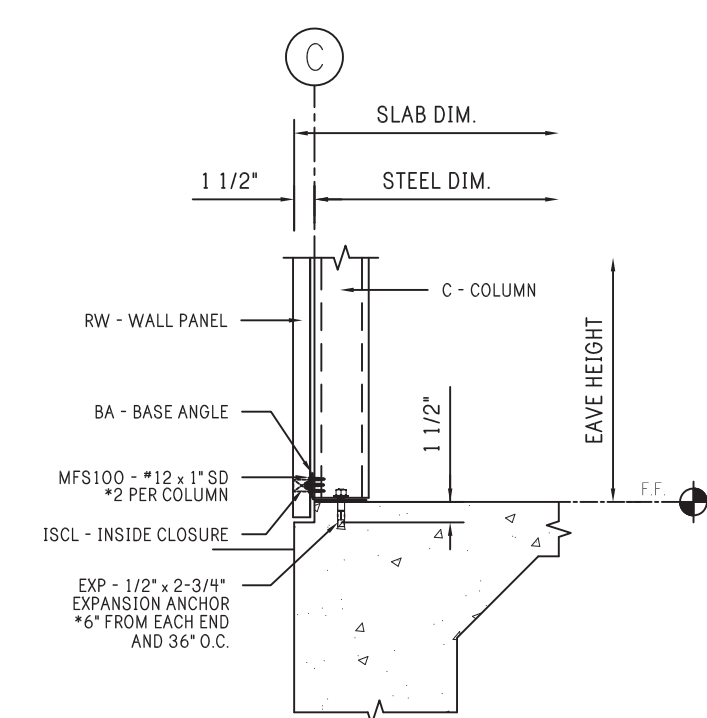


CLIENT: P.O. BOX 1275
 Madison, GA 30650
 Phone: (844) 333-7325
 Fax: (706) 343-1968

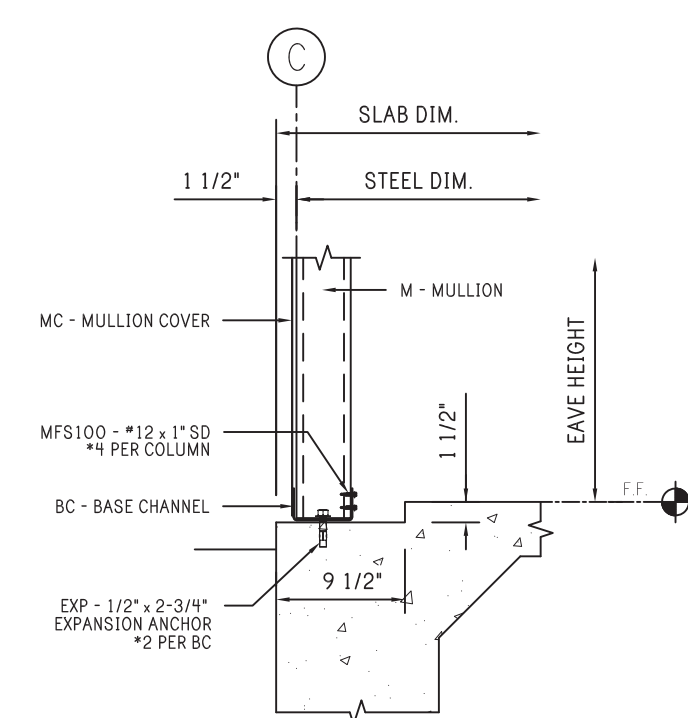
SITE: 78 PINEY GROVE RAWLS ROAD
 FUQUAY VARINA, NC 27526

TITLE: 30' x 120' x 8'-6"

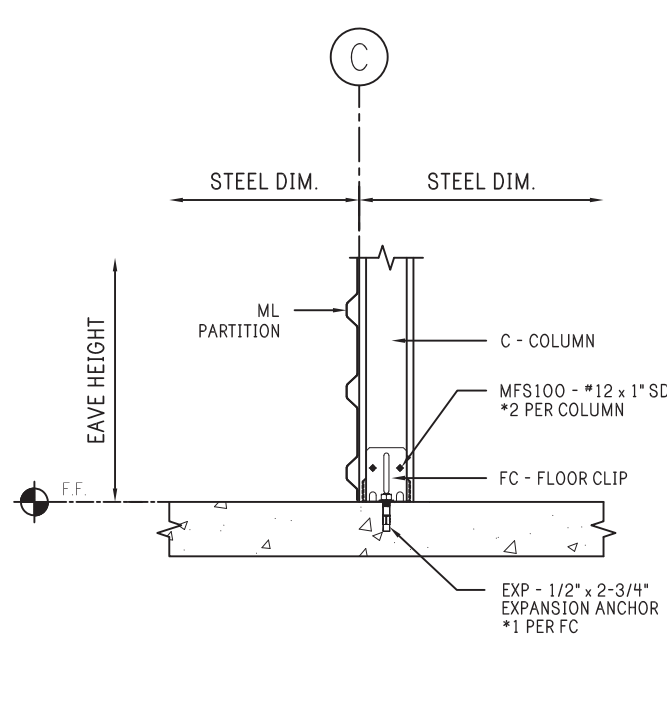
JOB NO: 7116-24389	DATE: 12/07/20	DRAWN: JSG	CHECKED: DSM
SHEET NO: 4 of 8	DRAWING NO: RD080A20	REVISION:	



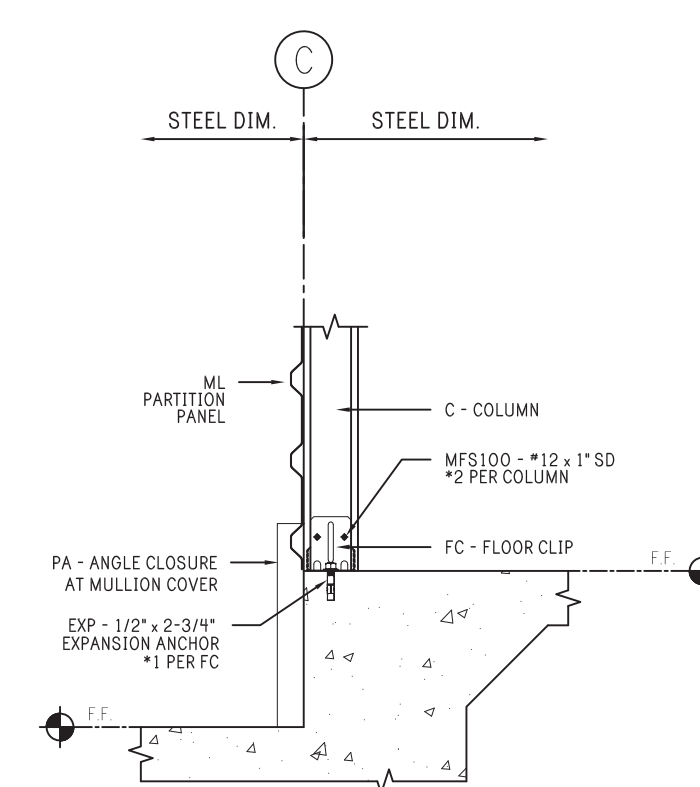
4 BASE ANGLE - WALL EDGE



5 BASE CHANNEL - DOOR EDGE



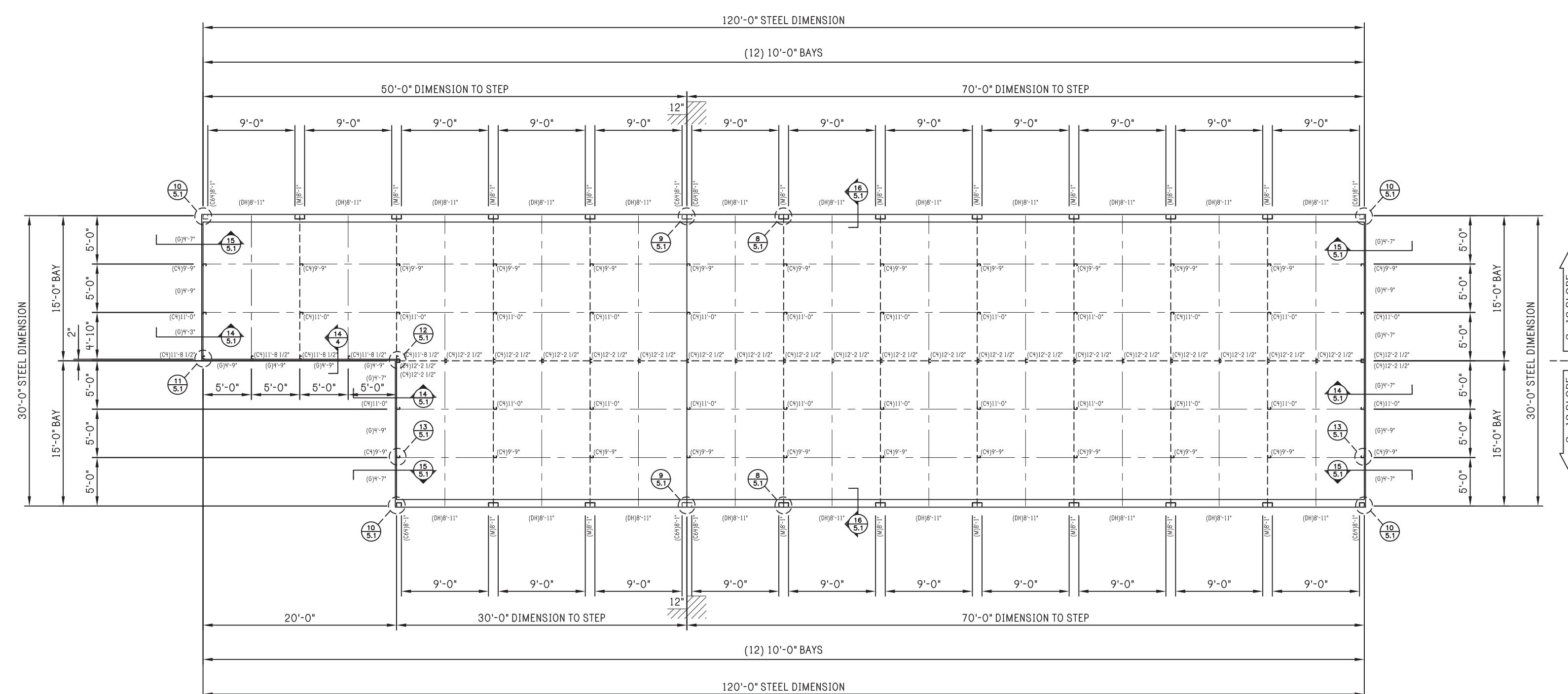
6 COLUMN - FLOOR CLIP



7 FLOOR CLIP - SLAB STEP

Notes:

1. COLUMN SPACING IS ON 5'-0" GRID UNLESS OTHERWISE NOTED. SEE DETAILS FOR COLUMN PLACEMENT.



FRAMING PLAN



REV:	DESCRIPTION:	BY:	DATE:
STATUS:		CONSTRUCTION ISSUE	

R & D Drafting, Inc.
 42801 S. 654 Rd.
 Jay, Oklahoma 74346
 Phone: 918-314-5328



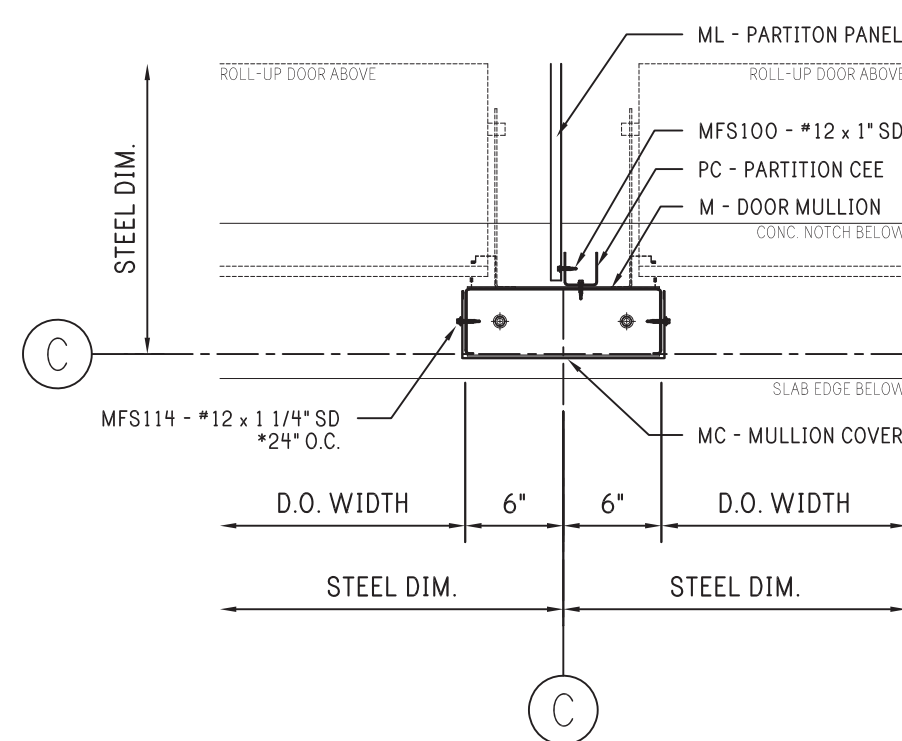
CLIENT:
 P.O. BOX 1275
 Madison, GA 30650
 Phone: (844) 333-7325
 Fax: (706) 343-1968

SITE: 78 PINEY GROVE RAWLS ROAD
 FUQUAY VARINA, NC 27526

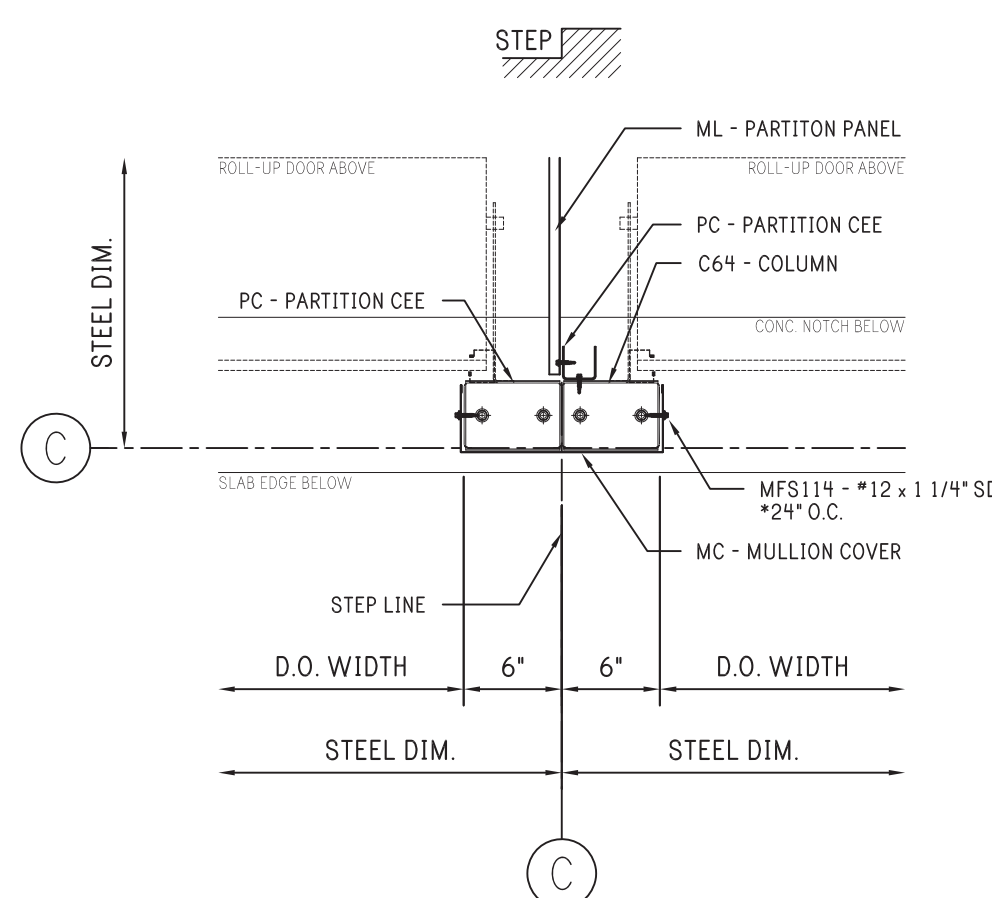
TITLE: 30' x 120' x 8'-6"

JOB NO: 7116-24389	DATE: 12/07/20	DRAWN: JSG	CHECKED: DSM
SHEET NO: 5 of 8	DRAWING NO: RD080A20	REVISION:	

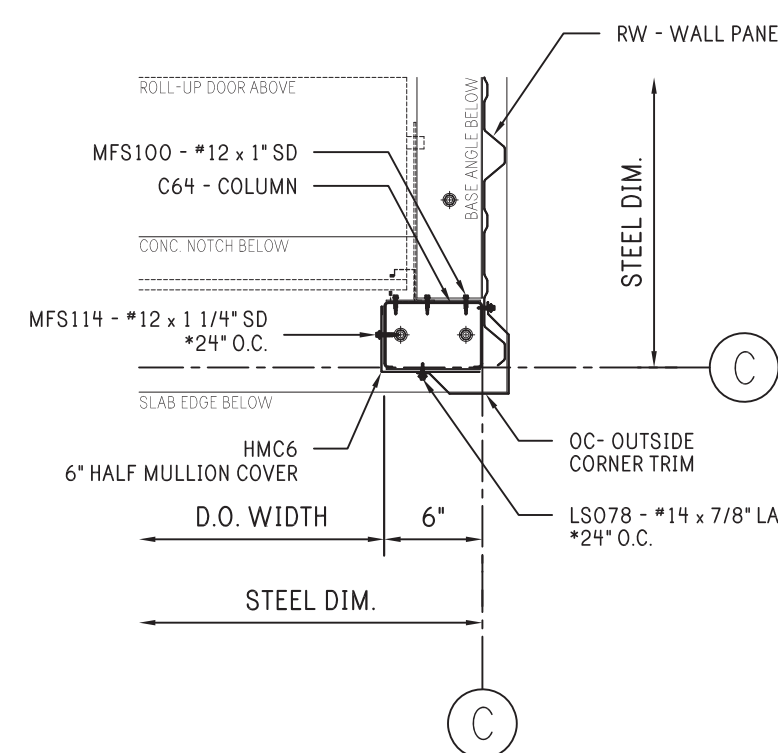
Notes:



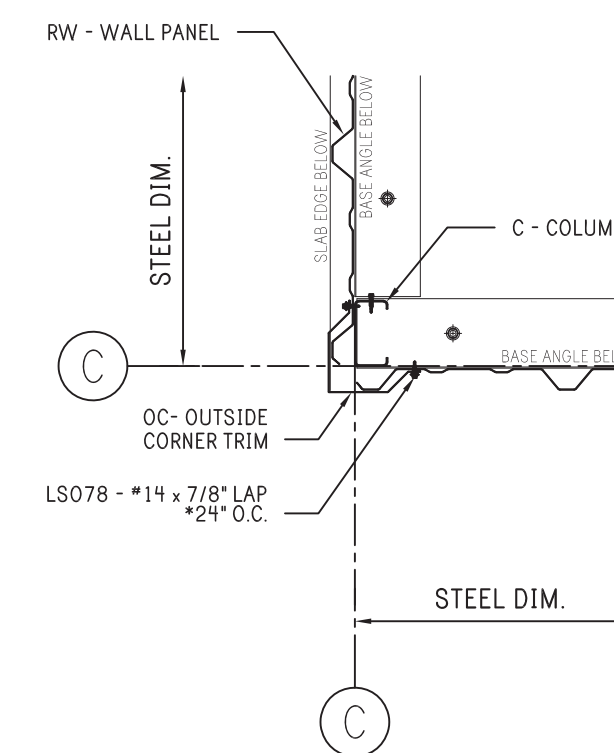
8 12" DOOR MULLION



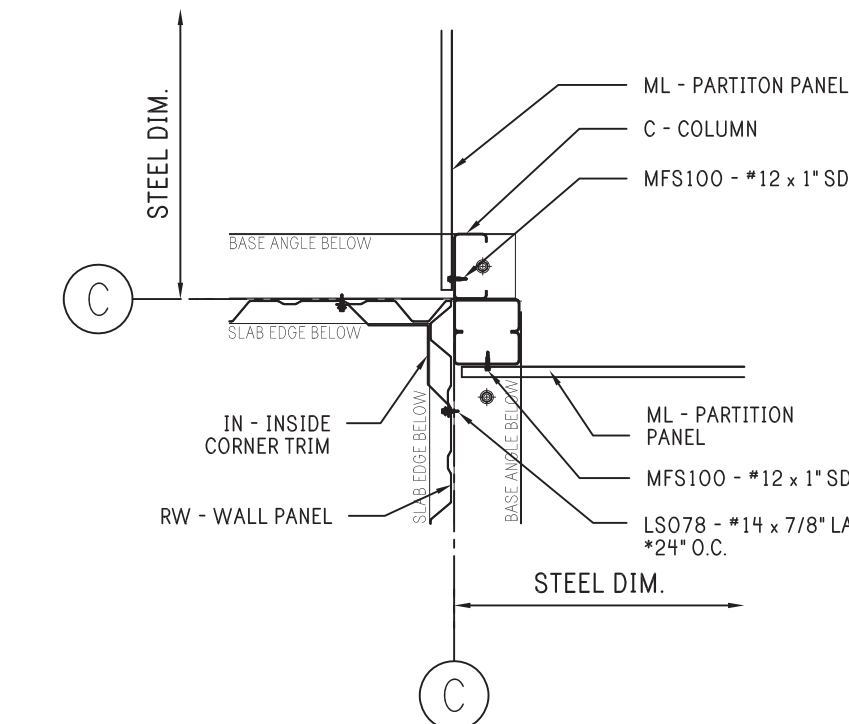
9 12" DOOR MULLION AT SLAB STEP



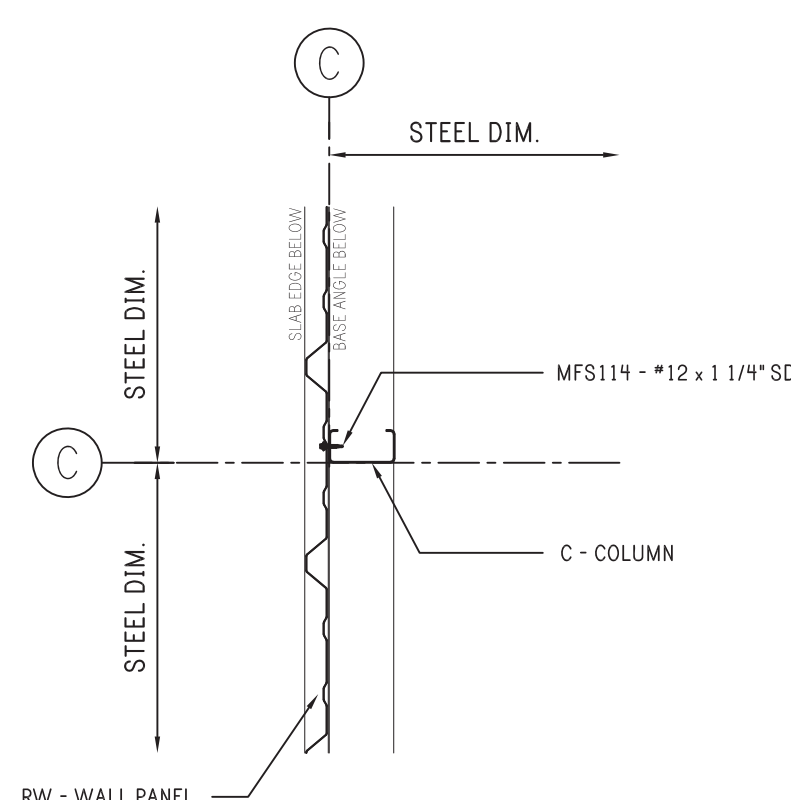
10 6" DOOR JAMB AT CORNER



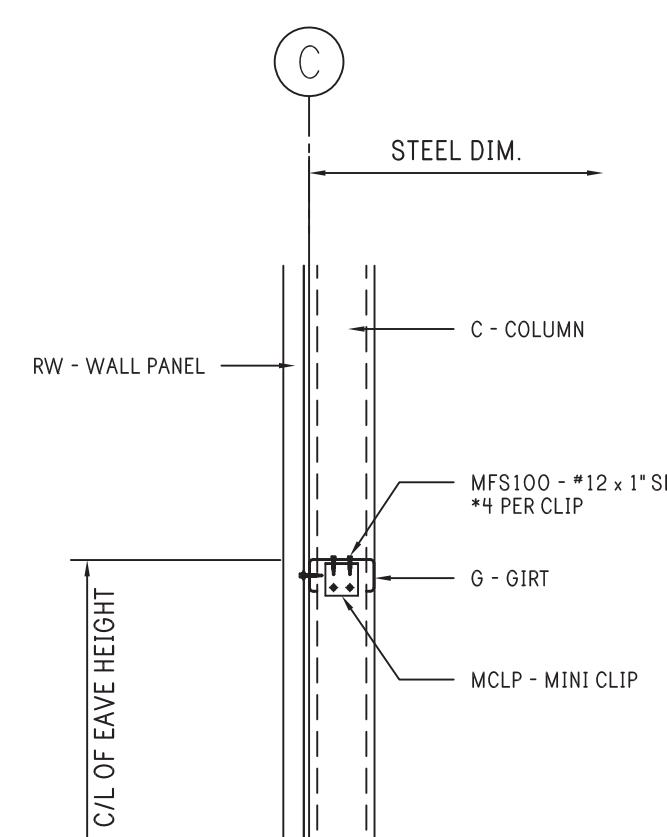
11 OUTSIDE CORNER



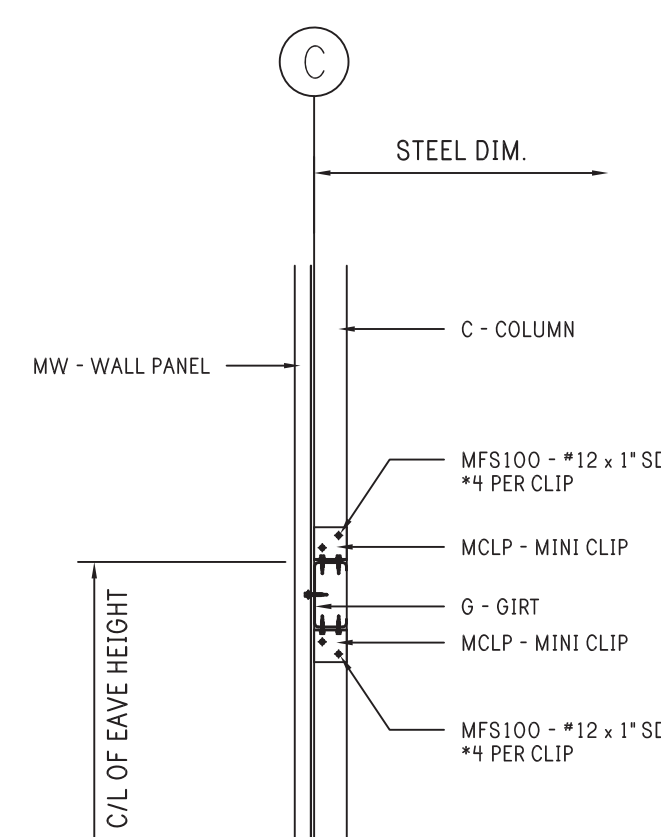
12 INSIDE CORNER



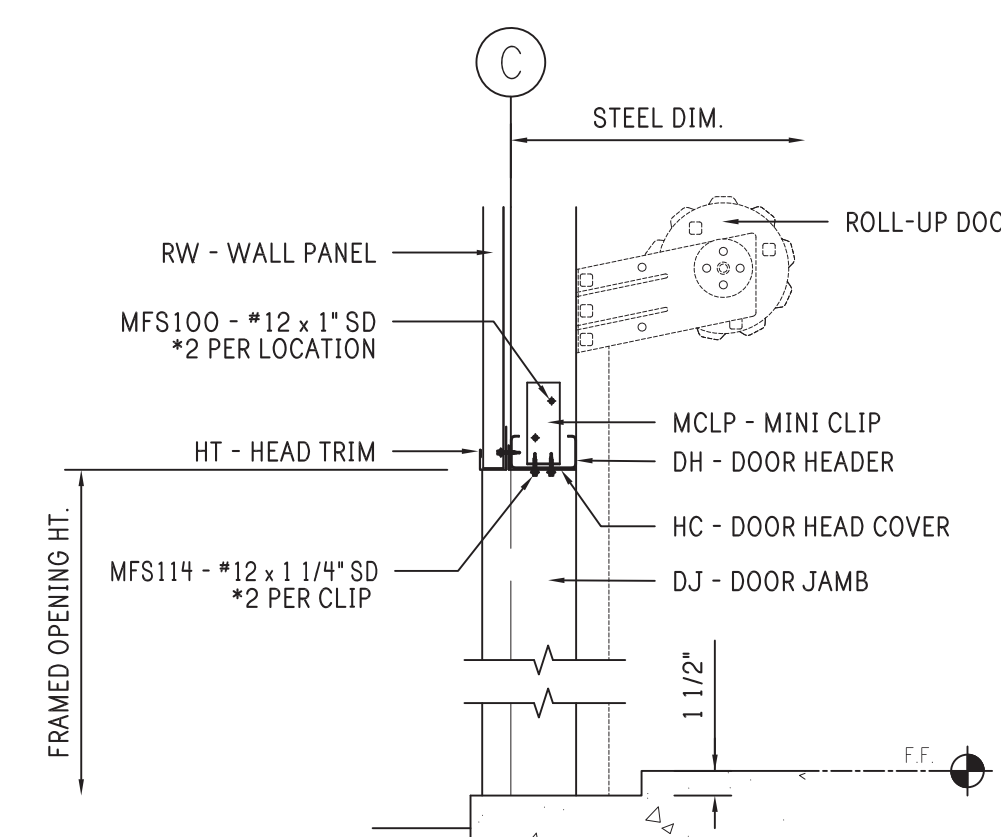
13 COLUMN AT WALL



14 GIRT - TYPICAL



15 GIRT - AT 6" JAMB



16 DOOR HEADER



REV:	DESCRIPTION:	BY:	DATE:
STATUS: CONSTRUCTION ISSUE			

R & D Drafting, Inc.
 42801 S. 654 Rd.
 Jay, Oklahoma 74346
 Phone: 918-314-5328

PEAK STEEL
 CLIENT: P.O. BOX 1275
 Madison, GA 30650
 Phone: (844) 333-7325
 Fax: (706) 343-1968

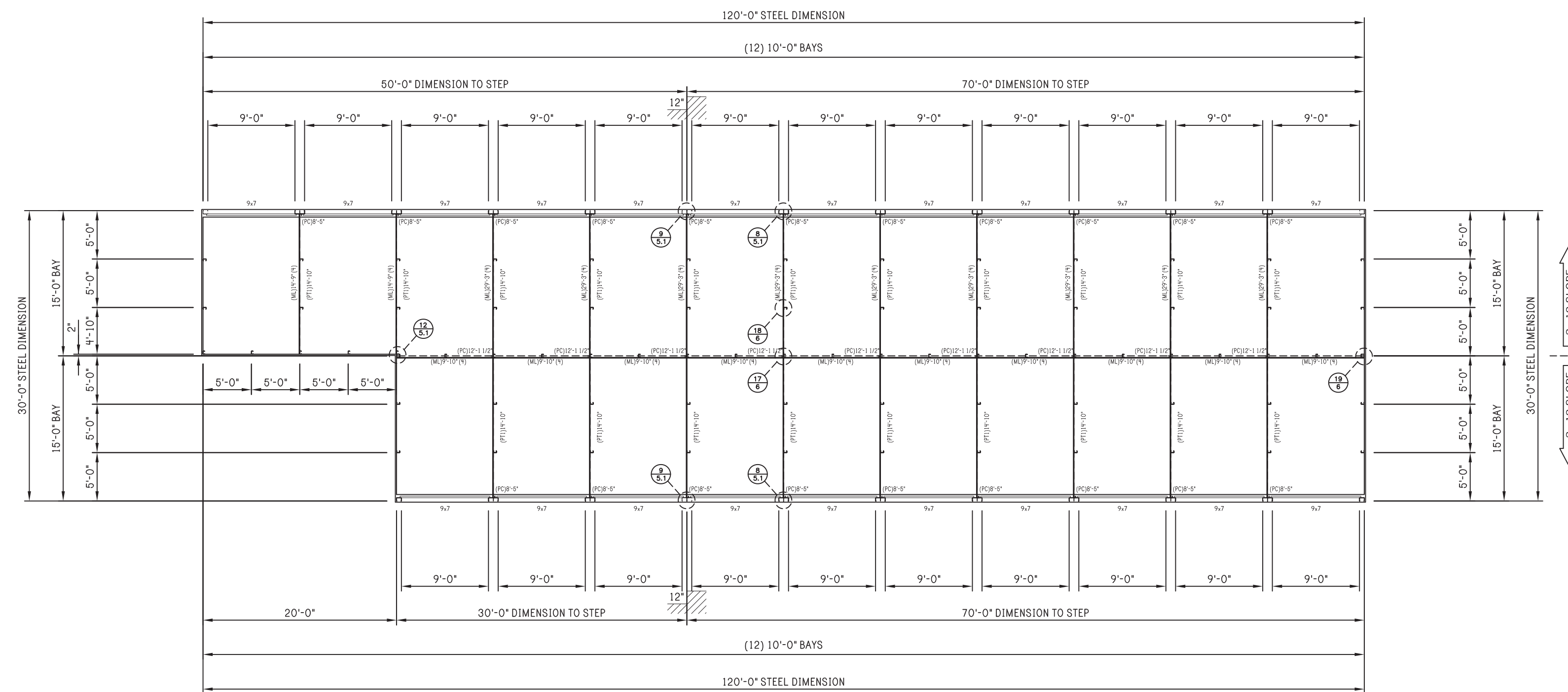
SITE: 78 PINEY GROVE RAWLS ROAD
 FUYQUAY VARINA, NC 27526

TITLE: 30' x 120' x 8'-6"

JOB NO: 7116-24389	DATE: 12/07/20	DRAWN: JSG	CHECKED: DSM
SHEET NO: 5.1 of 8	DRAWING NO: RD080A20	REVISION:	

FRAMING DETAILS

Notes:



PARTITION PLAN



REV:	DESCRIPTION:	BY:	DATE:
STATUS: CONSTRUCTION ISSUE			

R & D Drafting, Inc.
 42801 S. 654 Rd.
 Jay, Oklahoma 74346
 Phone: 918-314-5328

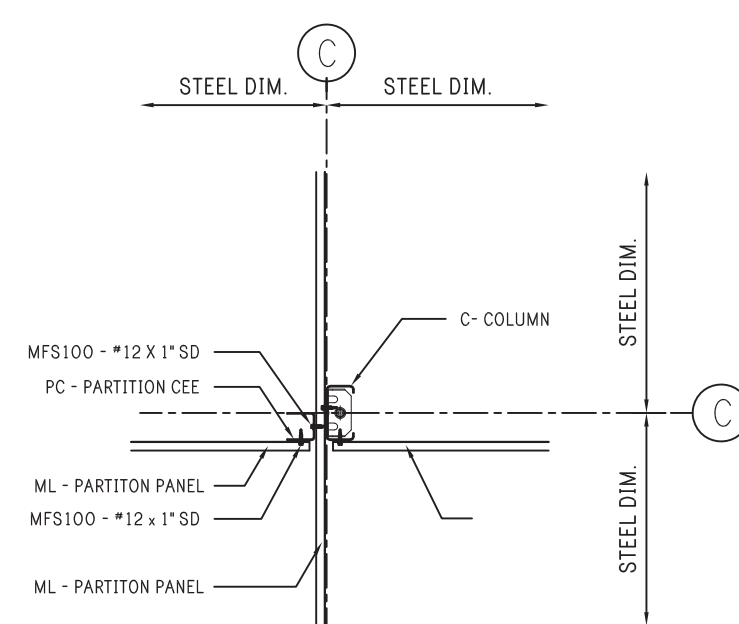


CLIENT: P.O. BOX 1275
 Madison, GA 30650
 Phone: (844) 333-7325
 Fax: (706) 343-1968

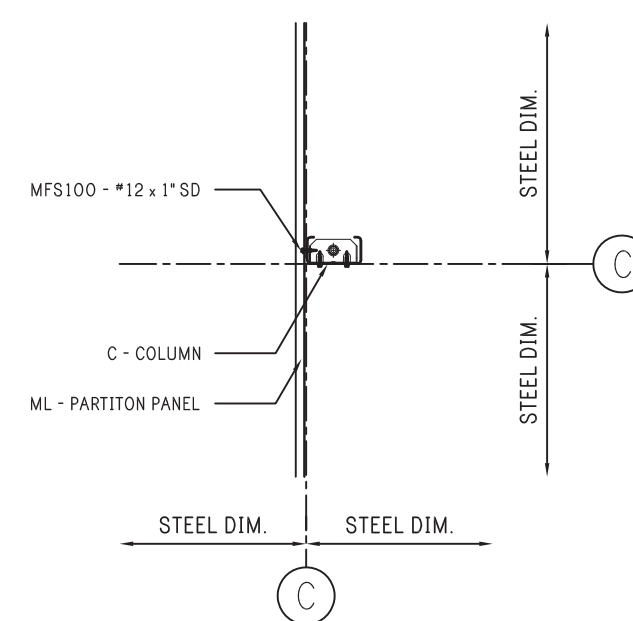
SITE: 78 PINEY GROVE RAWLS ROAD
 FUQUAY VARINA, NC 27526

TITLE: **30' x 120' x 8'-6"**

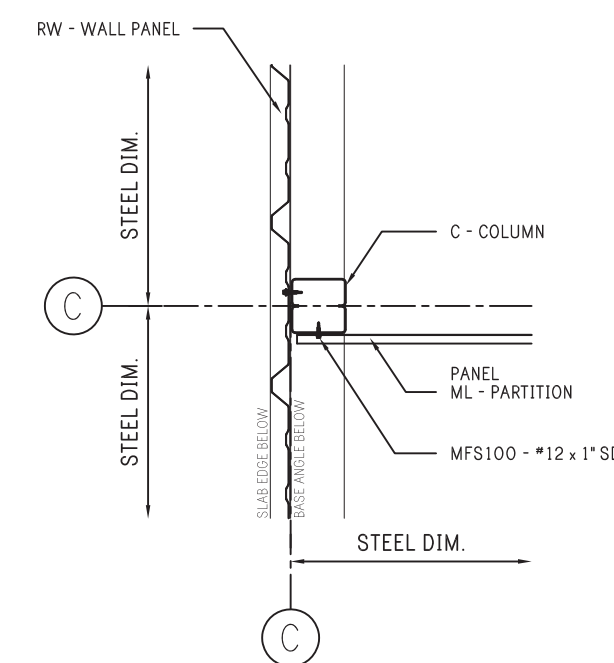
JOB NO: 7116-24389	DATE: 12/07/20	DRAWN: JSG	CHECKED: DSM
SHEET NO: 6 of 8	DRAWING NO: RD080A20	REVISION:	



17 PARTITION TEE AT RIDGE LINE

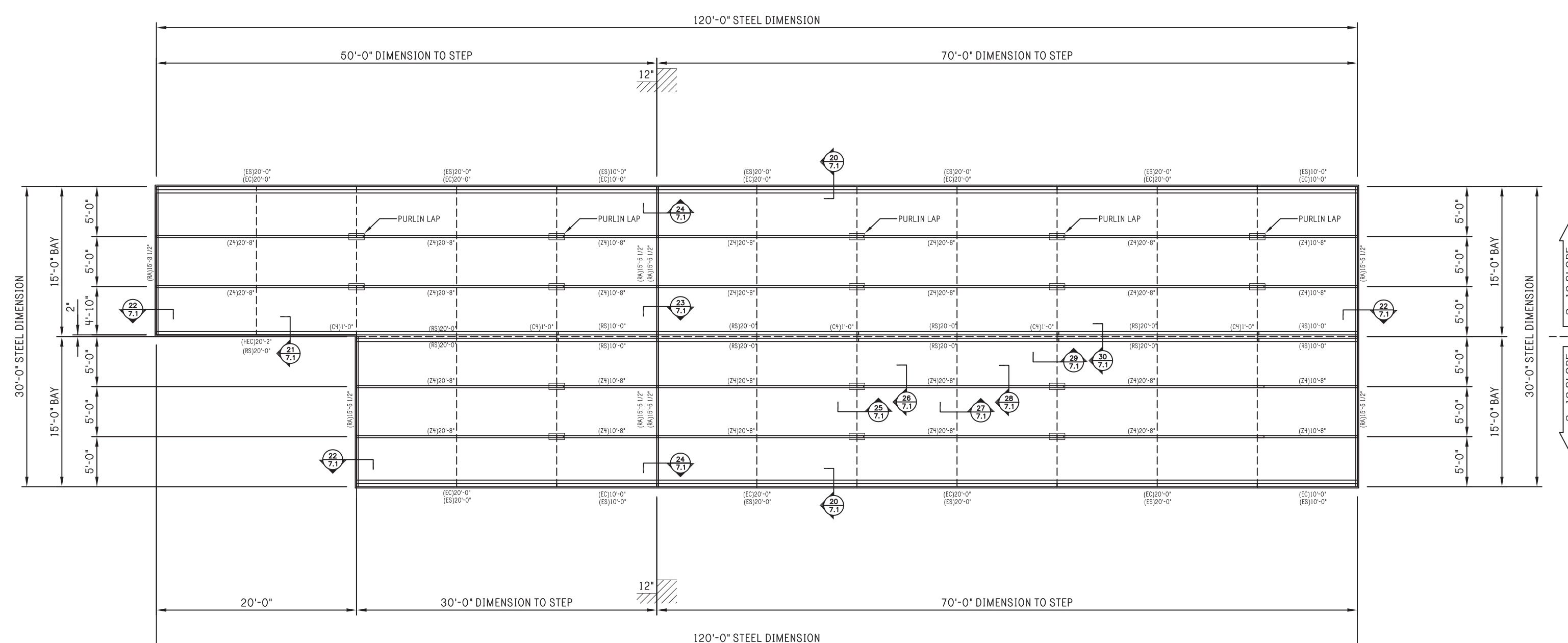


18 CLIP AT COLUMN



19 PARTITION AT WALL AT RIDGE LINE

Notes:



RAFTER PLAN



REV:	DESCRIPTION:	BY:	DATE:
STATUS:	CONSTRUCTION ISSUE		

R & D Drafting, Inc.
 42801 S. 654 Rd.
 Jay, Oklahoma 74346
 Phone: 918-314-5328



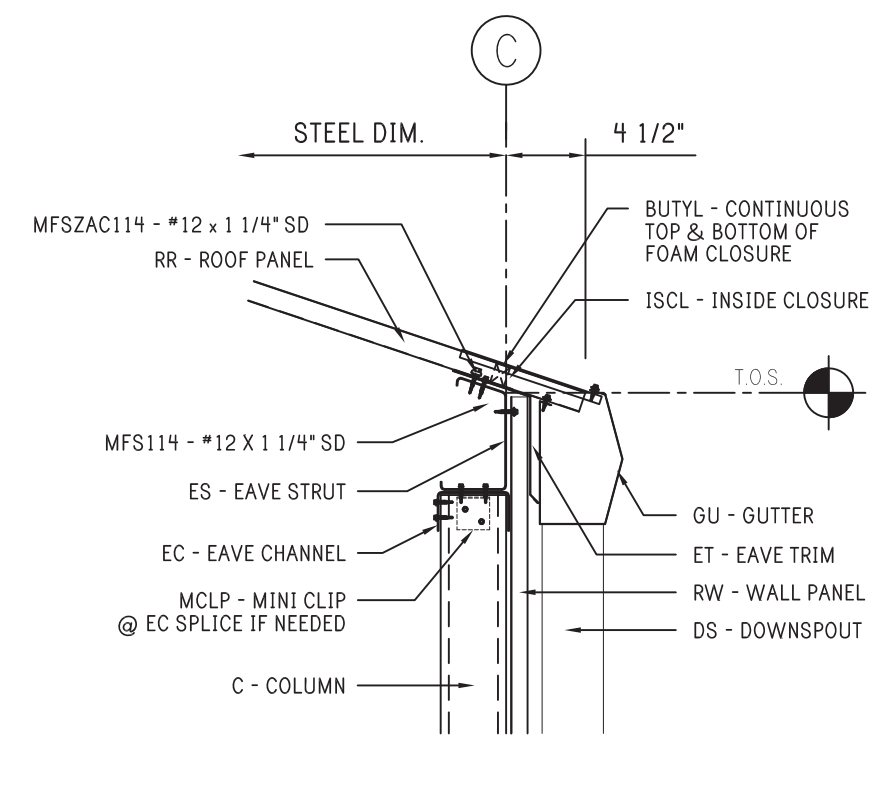
CLIENT:
 P.O. BOX 1275
 Madison, GA 30650
 Phone: (844) 333-7325
 Fax: (706) 343-1968

SITE: 78 PINEY GROVE RAWLS ROAD
 FUQUAY VARINA, NC 27526

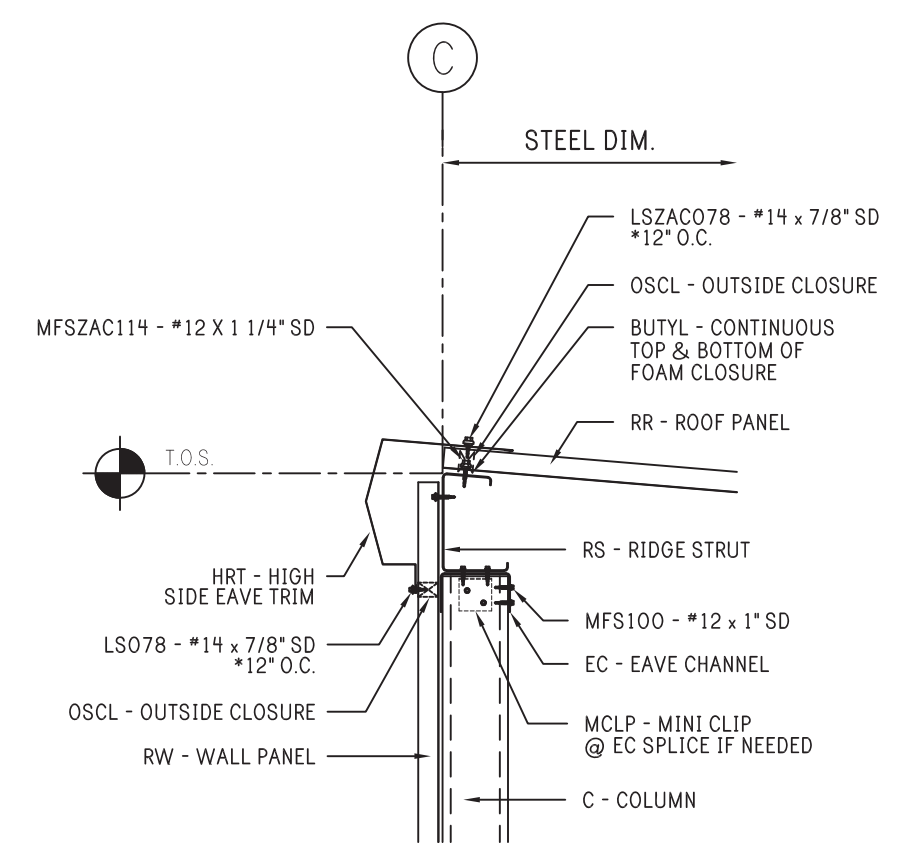
TITLE:
30' x 120' x 8'-6"

JOB NO: 7116-24389	DATE: 12/07/20	DRAWN: JSG	CHECKED: DSM
SHEET NO: 7 of 8	DRAWING NO: RD080A20	REVISION:	

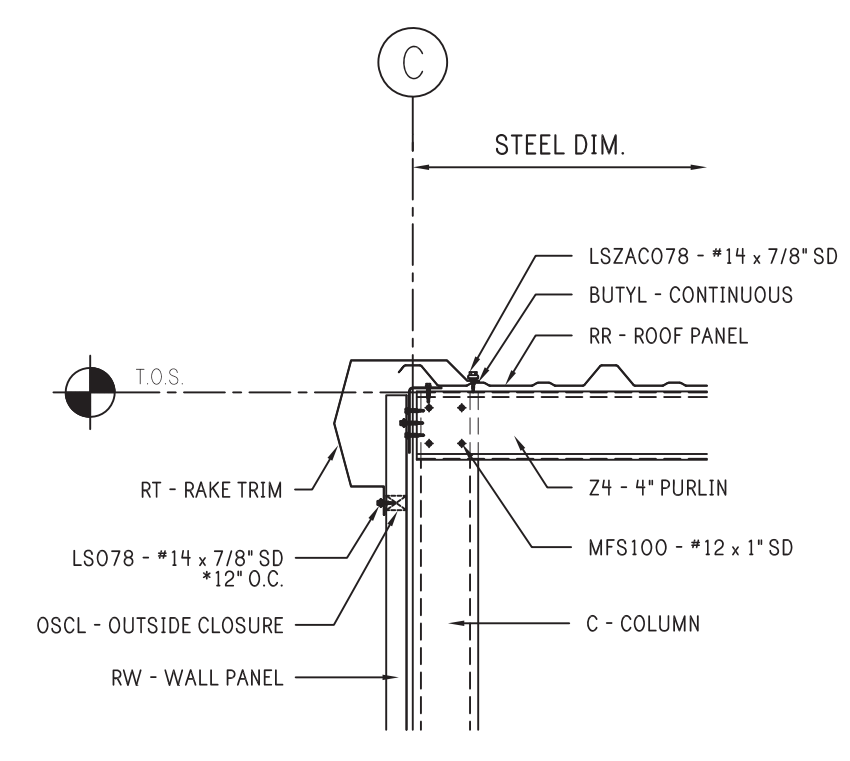
Notes:



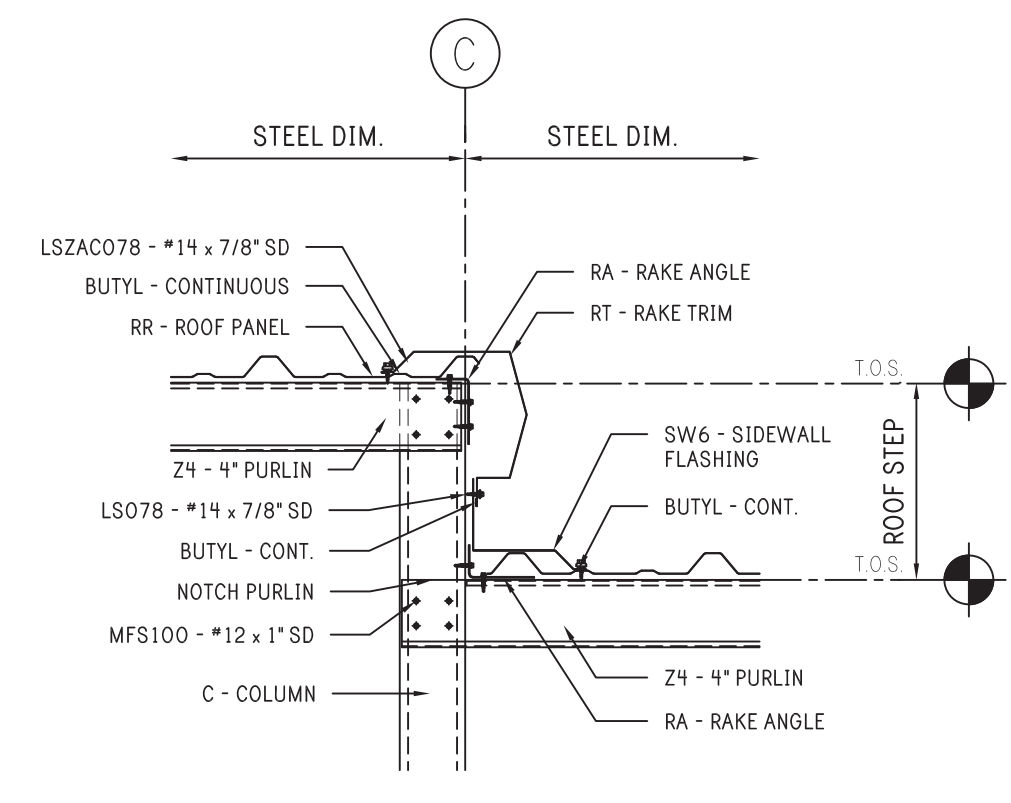
20 LOW EAVE STRUT w/ GUTTER



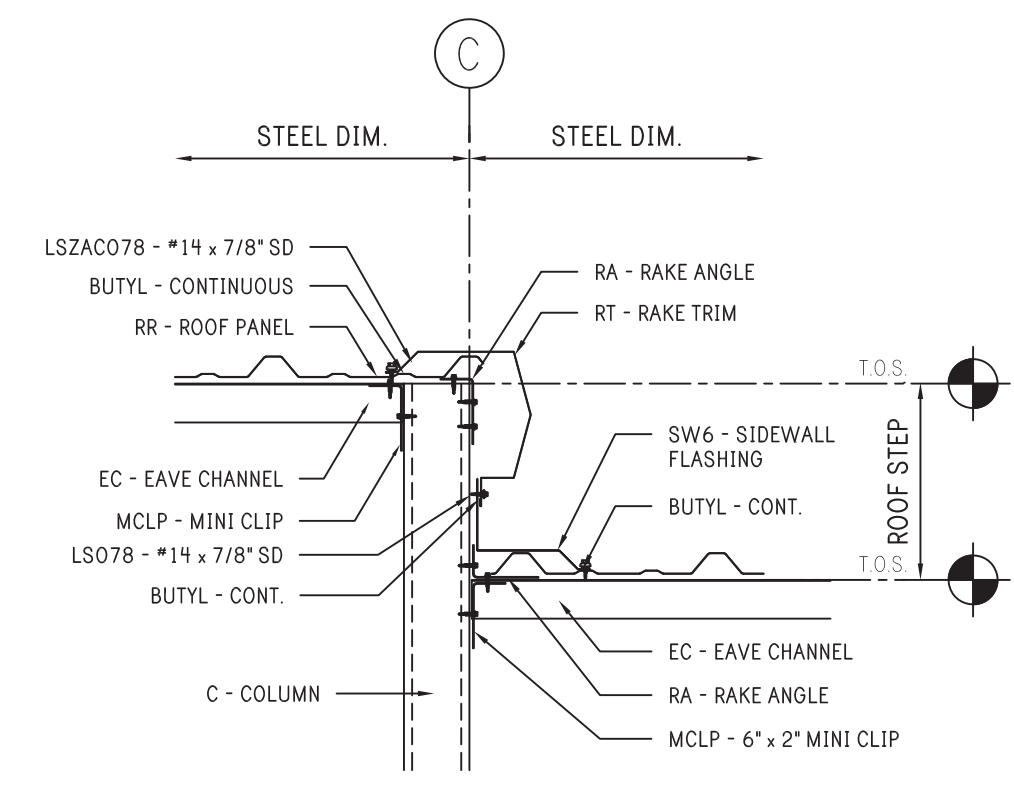
21 HIGH EAVE STRUT



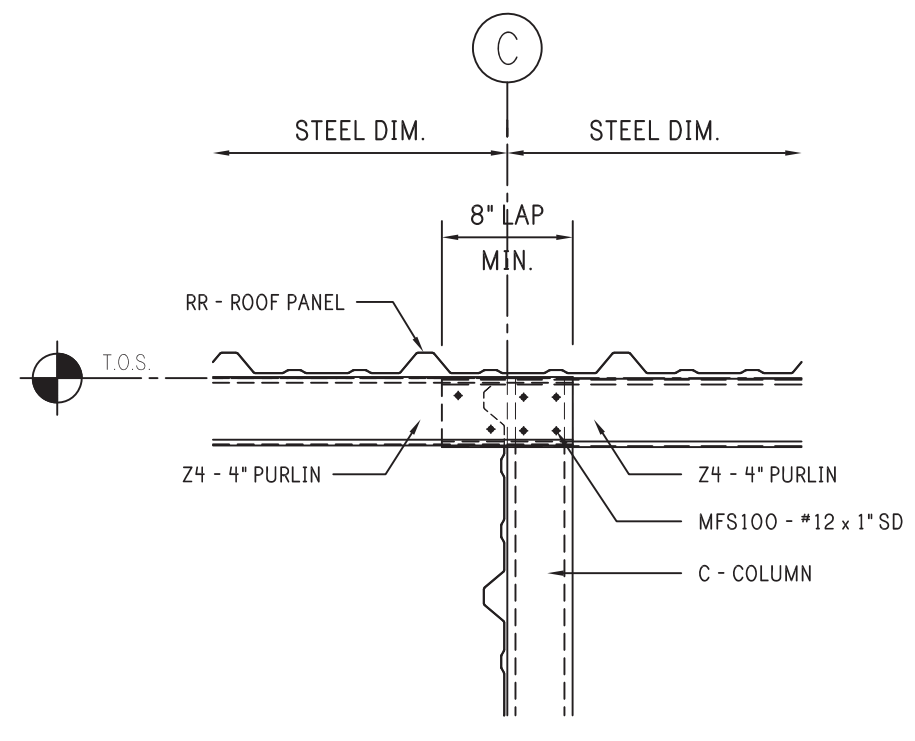
22 RAKE



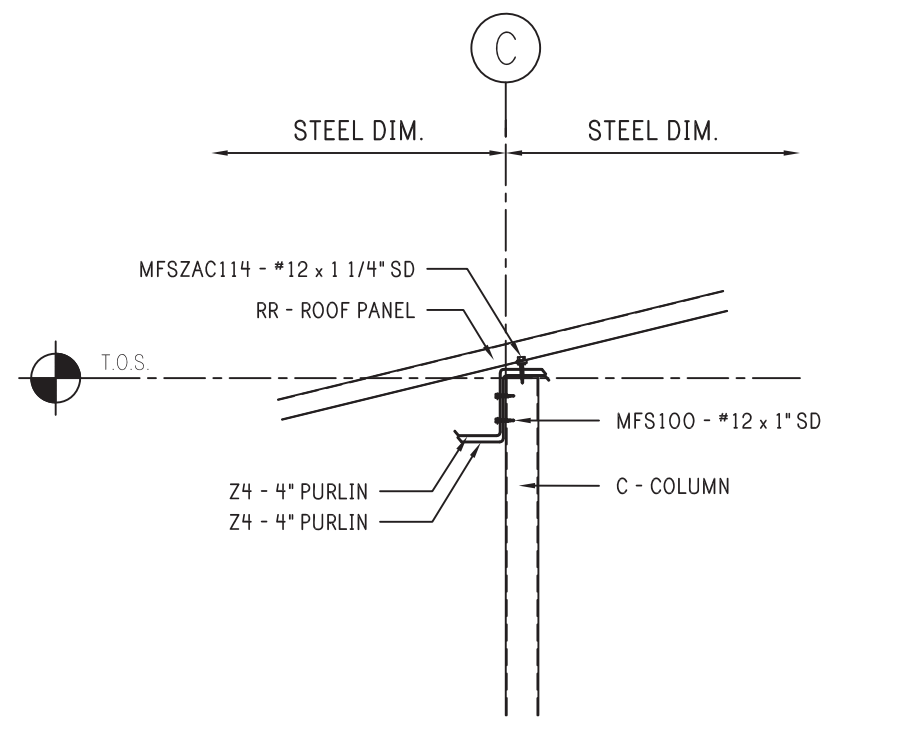
23 12" STEP AT PURLIN



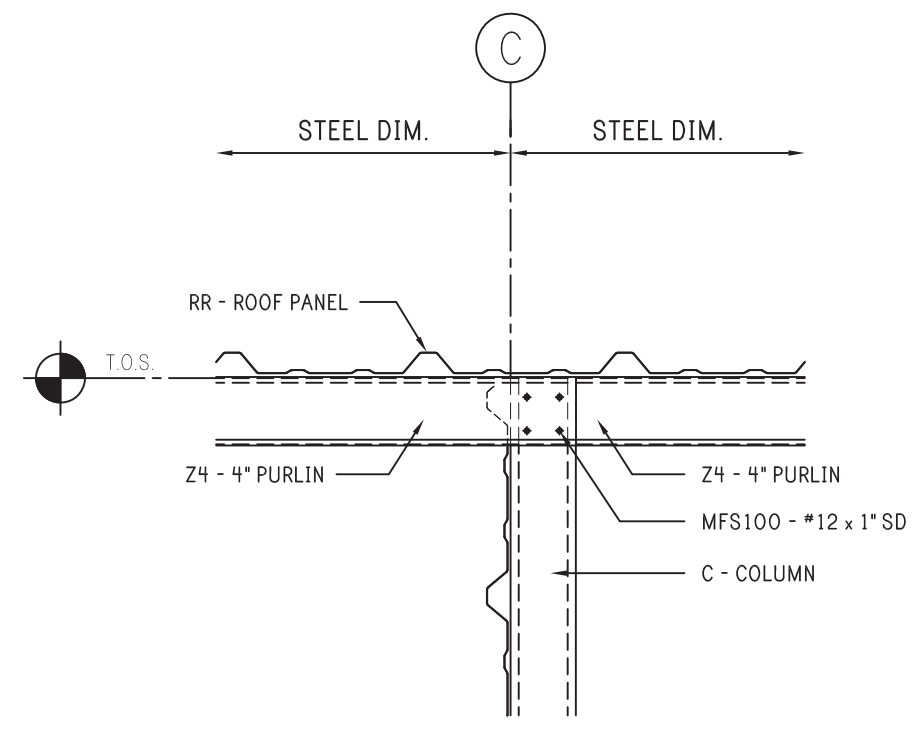
24 12" STEP AT EAVE



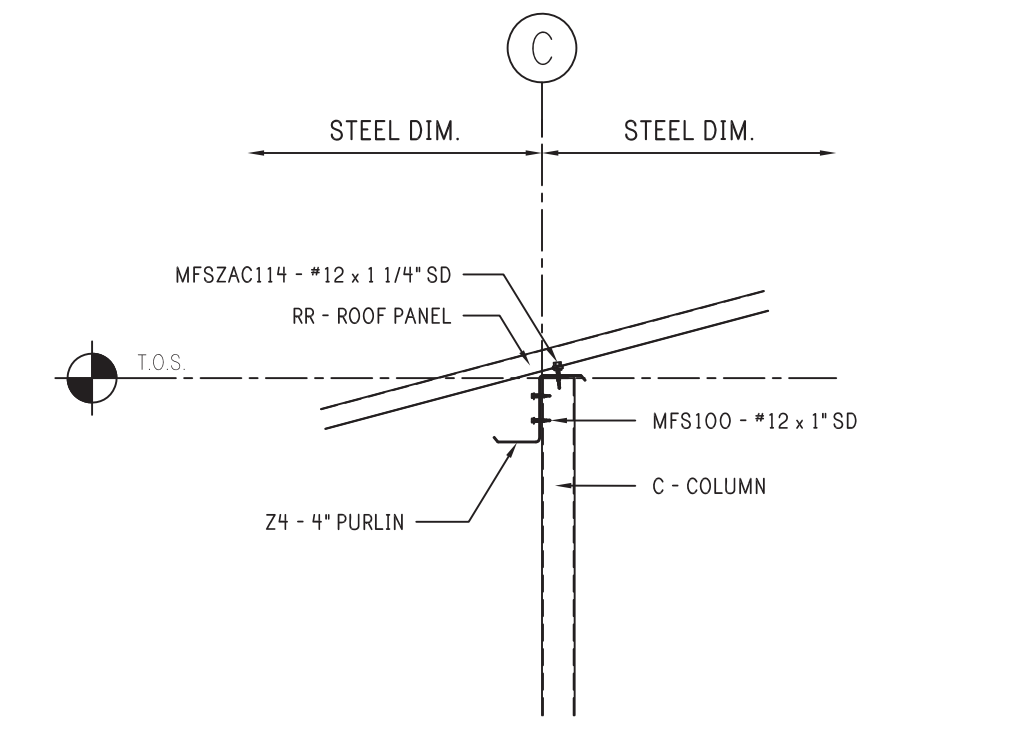
25 4" PURLIN LAP SIDE VIEW



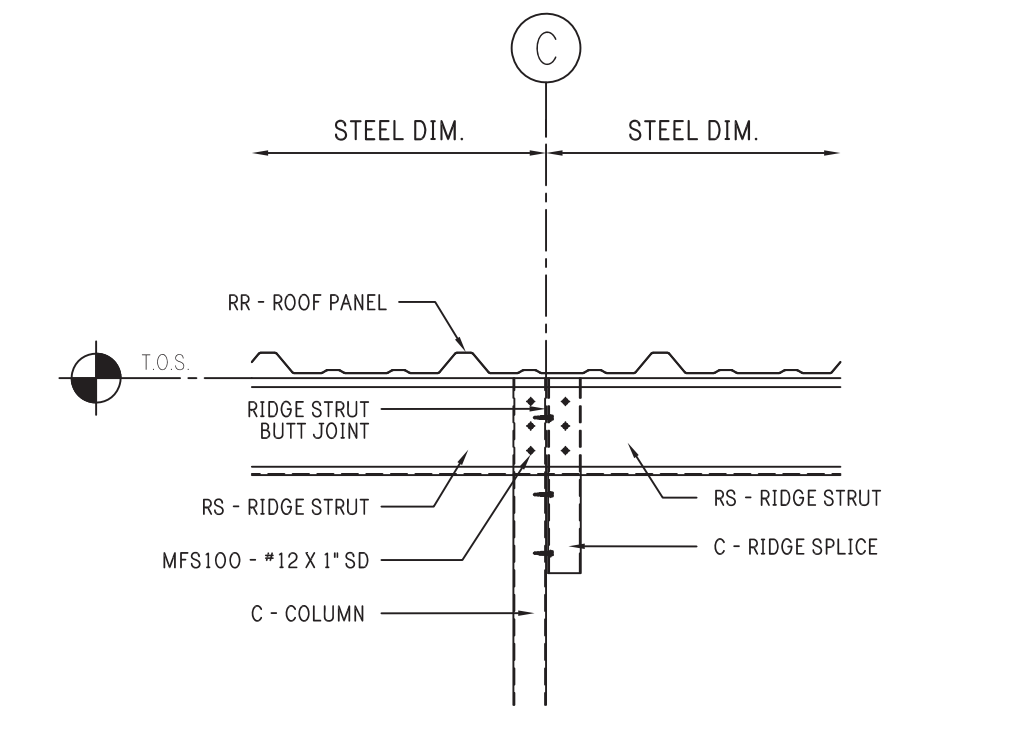
26 4" PURLIN LAP SECTION VIEW



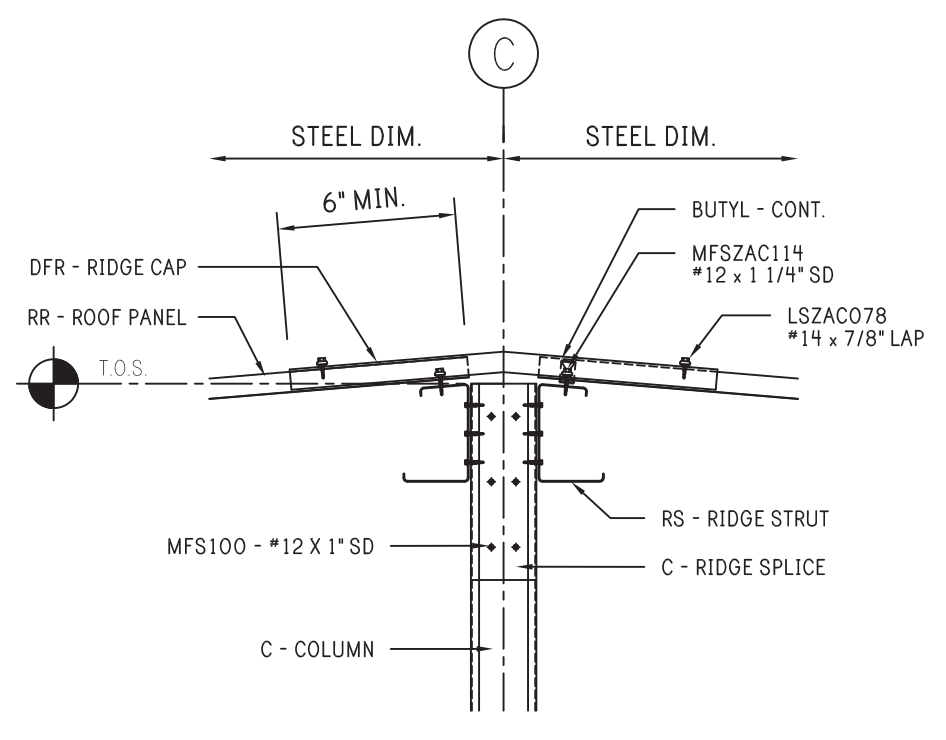
27 4" PURLIN SIDE VIEW



28 4" PURLIN SECTION VIEW



29 STRUT SPLICE - SIDE



30 STRUT SPLICE - SECTION



REV:	DESCRIPTION:	BY:	DATE:
	CONSTRUCTION ISSUE		

R & D Drafting, Inc.
 42801 S. 654 Rd.
 Jay, Oklahoma 74346
 Phone: 918-314-5328

PEAK STEEL
 CLIENT: P.O. BOX 1275
 Madison, GA 30650
 Phone: (844) 333-7325
 Fax: (706) 343-1968

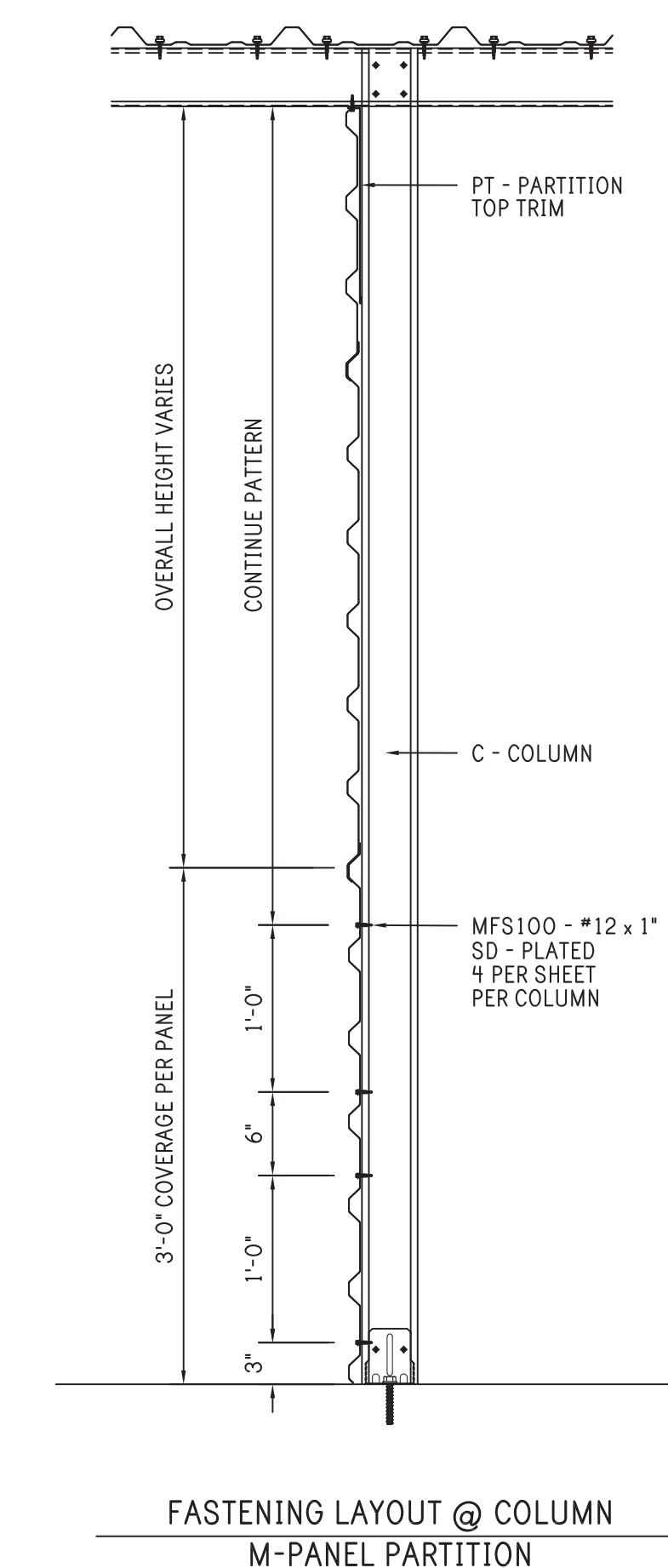
SITE: 78 PINEY GROVE RAWLS ROAD
 FUQUAY VARINA, NC 27526
 TITLE: 30' x 120' x 8'-6"
 JOB NO: 7116-24389 DATE: 12/07/20 DRAWN: JSG CHECKED: DSM
 SHEET NO: 7.1 of 8 DRAWING NO: RD080A20 REVISION:

RAFTER DETAILS

Notes:

ERECTOR NOTE

TOP PARTITION PANEL MAY BE BACK LAPPED AS NEEDED.
TOP TRIM IS USED TO FINISH OFF TO THE BOTTOM OF THE PURLIN.



REV:	DESCRIPTION:	BY:	DATE:
STATUS:	CONSTRUCTION ISSUE		

R & D Drafting, Inc.
 42801 S. 654 Rd.
 Jay, Oklahoma 74346
 Phone: 918-314-5328

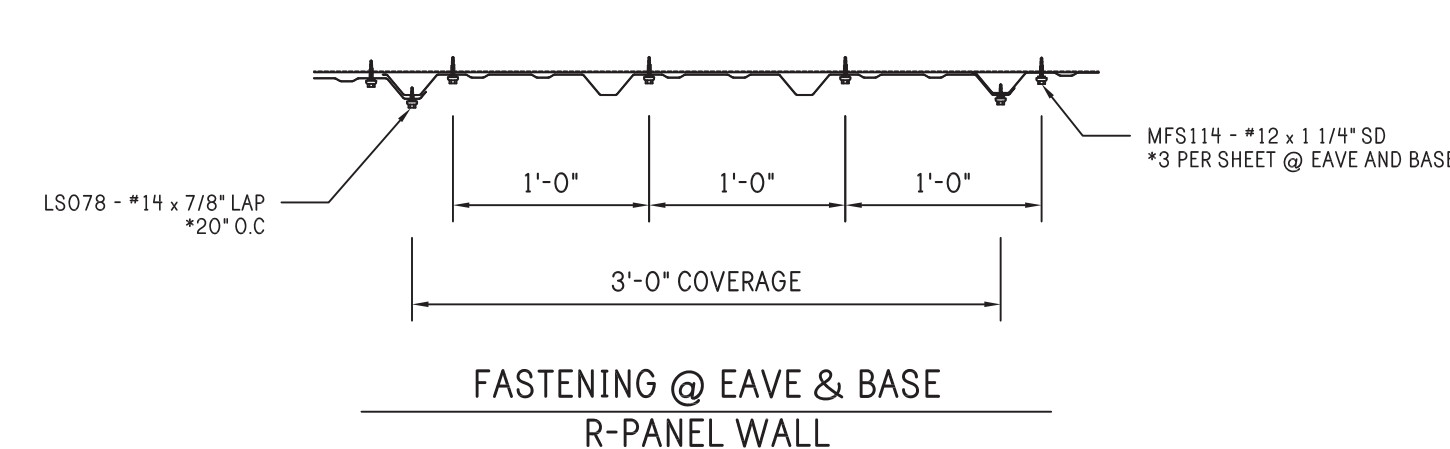
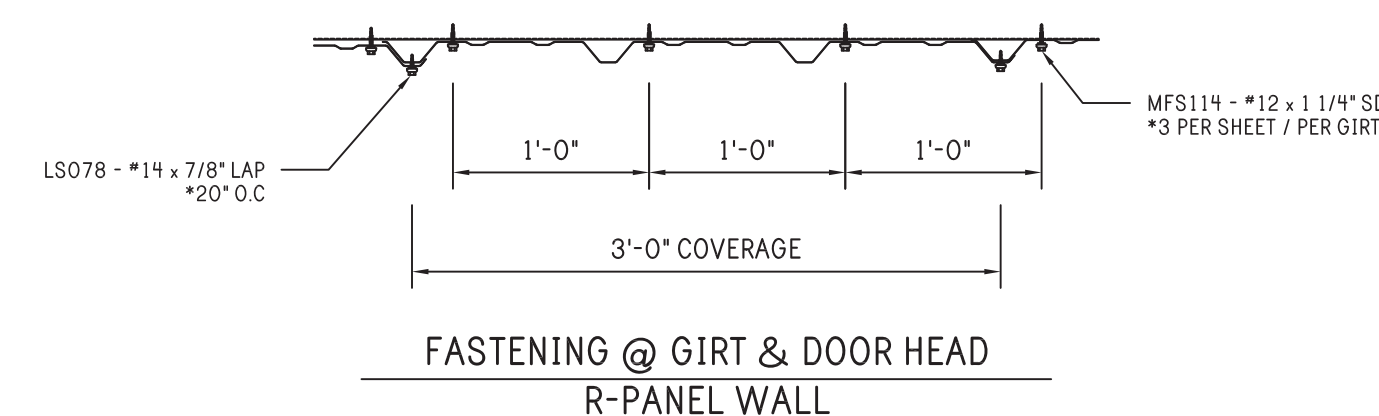
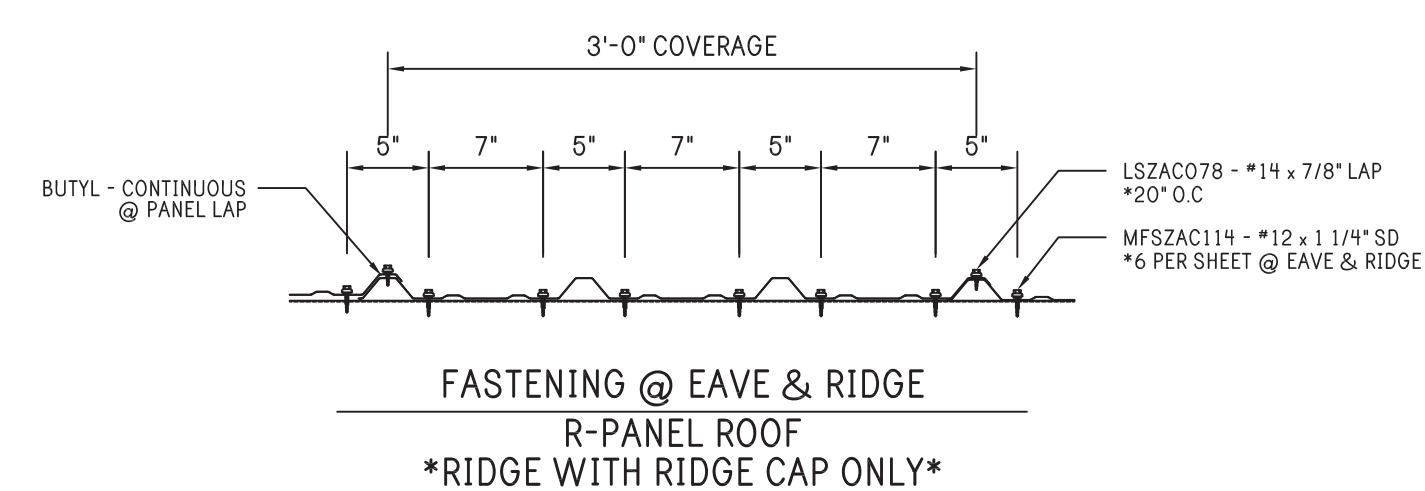
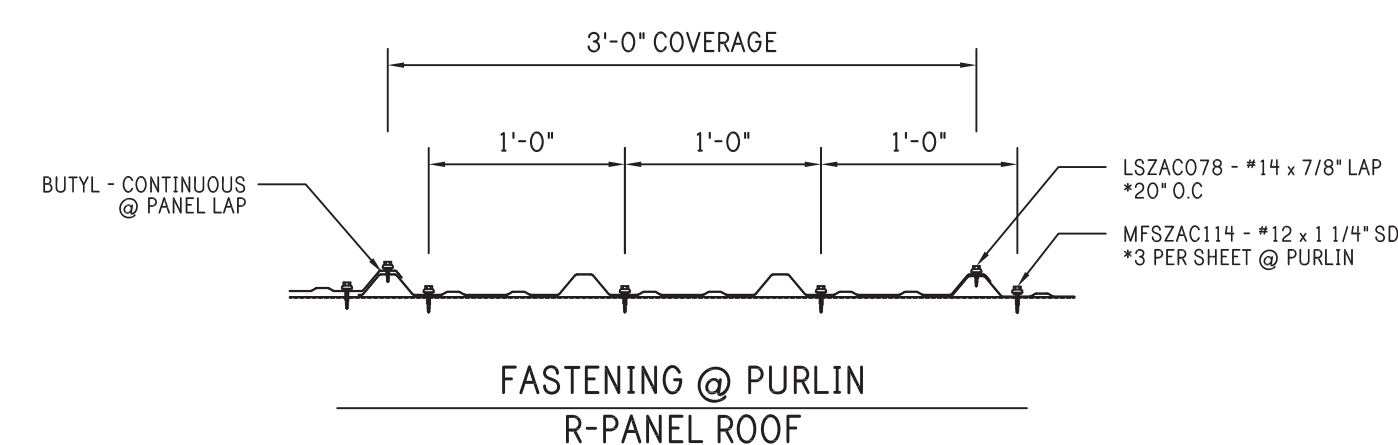
PEAK STEEL
 CLIENT: P.O. BOX 1275
 Madison, GA 30650
 Phone: (844) 333-7325
 Fax: (706) 343-1968

SITE: 78 PINEY GROVE RAWLS ROAD
 FUQUAY VARINA, NC 27526

TITLE: **30' x 120' x 8'-6"**

JOB NO: 7116-24389	DATE: 12/07/20	DRAWN: JSG	CHECKED: DSM
SHEET NO: 7.2 of 8	DRAWING NO: RD080A20	REVISION:	

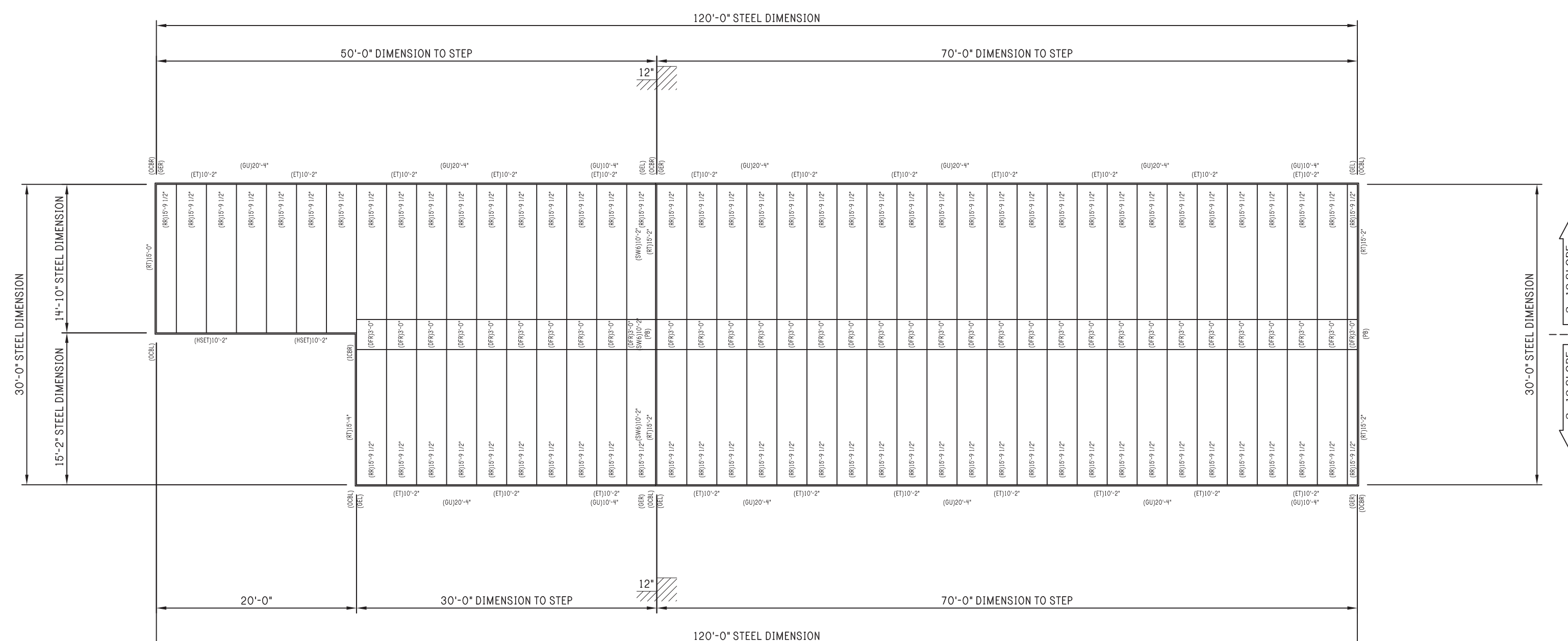
ATTACHMENT DETAILS



Notes:

CLOSURE NOTE

- (75) INSIDE CLOSURES INCLUDED FOR LOW EAVE.
- (27) INSIDE CLOSURES INCLUDED FOR BASE OF EXTERIOR WALL PANELS.
- (20) OUTSIDE CLOSURES INCLUDED FOR RAKE
- (14) OUTSIDE CLOSURES INCLUDED FOR ROOF AND WALL OF HIGH EAVE.



ROOF PLAN



REV:	DESCRIPTION:	BY:	DATE:
STATUS:	CONSTRUCTION ISSUE		

R & D Drafting, Inc.
 42801 S. 654 Rd.
 Jay, Oklahoma 74346
 Phone: 918-314-5328



CLIENT:
 P.O. BOX 1275
 Madison, GA 30650
 Phone: (844) 333-7325
 Fax: (706) 343-1968

SITE: 78 PINEY GROVE RAWLS ROAD
 FUQUAY VARINA, NC 27526

TITLE:
30' x 120' x 8'-6"

JOB NO: 7116-24389	DATE: 12/07/20	DRAWN: JSG	CHECKED: DSM
SHEET NO: 8 of 8	DRAWING NO: RD080A20	REVISION:	

DRAWING NOTE

APPROVAL OF THESE DRAWINGS INDICATES THAT THEY HAVE BEEN INTERPRETED CORRECTLY AND HAVE APPLIED THE REQUIREMENTS OF THE CONTRACTS DRAWINGS AND SPECIFICATIONS.
WHERE DISCREPANCIES EXIST BETWEEN THESE DRAWINGS AND THE DRAWINGS FOR OTHER TRADES, THE STRUCTURAL STEEL DRAWINGS SHALL GOVERN.

DESIGN NOTE

DESIGN OF ANY MATERIALS IN THE STRUCTURE, WHICH ARE NOT FURNISHED BY THE MANUFACTURER, ARE THE RESPONSIBILITY OF THE CONTRACTOR AND ENGINEERS OTHER THAN THE MANUFACTURER, UNLESS SPECIFICALLY INDICATED.

INSTALLATION NOTES

- * FIELD CUTTING OF COMPONENTS IS REQUIRED FOR FITMENT.
- * ROOF PANEL LAPS MUST BE SEALED WITH MASTIC TAPE (PROVIDED).
- * PANELS AND TRIM ARE RECOMMENDED TO BE SET 1/8" ABOVE CONCRETE SURFACE.
- * FLASHING MUST BE LAPPED A MINIMUM 2" AND SEALED AS NEEDED FOR WATER RESISTANCE.
- * ALLOW 1/2" TOLERANCE FOR GIRTS AND HEADERS

BUILDING LAYOUT

WIDTH (ft.): 30
LENGTH (ft.): 165
EAVE HEIGHT (ft.): 8.5 / 8.5
ROOF SLOPE (Rise/12): 3.00 / 3.00

PANEL SELECTION

ROOF: SSX 26 Ga. (w/Condenstop)
WALL: SSX 26 Ga.
PARTITION: LRX 29 Ga.
LINER: N/A

BUILDING B PINEY GROVE STORAGE 78 PINEY GROVE RAWLS ROAD FUQUAY VARINA, WAKE COUNTY NORTH CAROLINA, 27526

DRAWING SCHEDULE

1	LEAD SHEET, GENERAL NOTES, SCHEDULES
2	ELEVATION PLAN
3	SLAB PLAN & DETAILS
4	BASE PLAN & DETAILS
5	FRAMING PLAN
5.1	FRAMING DETAILS
6	PARTITION PLAN
7	RAFTER PLAN
7.1	RAFTER DETAILS
7.2	ATTACHMENT DETAILS
8	ROOF PLAN

BUILDING LOADS

CODE: IBC 15 - NCBC 18
DEAD LOAD: 2.0 psf.
COLLATERAL LOAD: 0.5 psf.
LIVE LOAD: 20.0 psf. (MAX)
GROUND SNOW LOAD: 15.0 psf. (MAX)
ROOF SNOW LOAD: 12.6 psf. (MAX)
WIND SPEED: 117 mph.
CLOSED / OPEN: Closed
EXPOSURE: C
IMPORTANCE - WIND: 1.00
IMPORTANCE - SEISMIC: 1.00
IMPORTANCE - SNOW: 1.00
SEISMIC CATEGORY: C
SEISMIC COEFFICIENT: 0.28
SEISMIC S1: 0.084
SEISMIC Sds: 0.187
SEISMIC Sd1: 0.134
SEISMIC BASE SHEAR: 0.667*1.2*Fo*Ss*W/R
INTERNAL WIND COEFFICIENT: -0.18 / +0.18
OCCUPANCY: II - Normal

CONFIDENTIAL AND PROPRIETARY INFORMATION

THE INFORMATION AND DESIGNS CONTAINED IN THIS DRAWING ARE CONFIDENTIAL AND PROPRIETARY. NEITHER THIS DESIGN NOR ANY INFORMATION CONTAINED IN THIS DRAWING MAY BE REPRODUCED OR DISCLOSED TO OTHERS WITHOUT EXPRESS WRITTEN CONSENT.

Notes:



REV: DESCRIPTION: BY: DATE:
STATUS: CONSTRUCTION ISSUE

STANDARD ABBREVIATIONS

AFF	ABOVE FINISHED FLOOR	EOS	EDGE OF SLAB	OA	OVERALL
APPR	APPROXIMATE	FBO	FURNISHED BY OTHERS	OC	ON CENTER
BLDG	BUILDING	FND	FOUNDATION	OD	OUTSIDE DIAMETER
BLK	BLOCK	FOB	FACE OF BLOCK / BRICK	OPP	OPPOSITE
BM	BEAM	FOS	FACE OF STEEL	PTN	PARTITION
BOT	BOTTOM	FT	FOOT / FEET	RAD	RADIUS
BLK	BLOCK	FTG	FOOTING	REF	REFERENCE
C/L	CENTERLINE	GA	GAUGE	REOD	REQUIRED
CJ	CAULK JOINT	GALV	GALVANIZED	REINF	REINFORCED
CLG	CEILING	GC	GENERAL CONTRACTOR	RO	ROUGH OPENING
COL	COLUMN	GRND	GROUN	SECT	SECTION
CONC	CONCRETE	GR	GRADE	SF	SQUARE FOOTAGE
CTR	CENTER	GYP	GYPSPUM WALL BOARD	SIM	SIMILAR
DBL	DOUBLE	HORIZ	HORIZONTAL	SO	SQUARE
DET	DETAIL	HT	HEIGHT	STD	STANDARD
DIA	DIAMETER	INS	INSULATION	STL	STEEL
DIWG	DRAWING	INT	INTERIOR	TOB	TOP OF BEAM
DIM	DIMENSION	INFO	INFORMATION	TOC	TOP OF CONCRETE
DR	DOOR	JT	JOINT	TOS	TOP OF STEEL
EA	EACH	MAX	MAXIMUM	TOW	TOP OF WALL
ET	ERECTION TOLERANCE	MIN	MINIMUM	TYP	TYPICAL
EJ	EXPANSION JOINT	MISC	MISCELLANEOUS	UNO	UNLESS NOTED OTHERWISE
EL	ELEVATION	MTL	METAL	VAR	VARIABLE
EXIST	EXISTING	NIC	NOT IN CONTRACT	VERT	VERTICAL
EXP	EXPANSION	NTS	NOT TO SCALE	VIF	VERIFY IN FIELD
EXT	EXTERIOR	NA	NOT APPLICABLE	WO	WITHOUT
		NO	NUMBER	WT	WEIGHT

STRUCTURAL ABBREVIATIONS

BA	BASE ANGLE	L4216 - 4" x 2" x 16 Ga. Angle
BC	BASE CHANNEL	U42516 - 4 1/8" x 2 5/8" x 16 Ga. Channel
C4	4" COLUMN	C4216 - 4" x 2" x 16 Ga. Cee
C435	4" COLUMN	C43516 - 4" x 3-1/2" x 16 Ga. Cee
DH	DOOR HEADER	C4216 - 4" x 2" x 16 Ga. Cee
DJ	DOOR JAMB	C43516 - 4" x 3 1/2" x 16 Ga. Cee
EC	EAVE CHANNEL	U42514 - 4 1/8" x 2 5/8" x 14 Ga. Channel
ES	EAVE STRUT	ES6416 - 6" x 4" x 16 Ga. Strut
FC	FLOOR CLIP	Manufactured Part
G	GIRT	C4216 - 4" x 2" x 16 Ga. Cee
HA	HALL ANGLE	L4216 - 4" x 2" x 16 Ga. Angle
JR	JACK RAFTER	C62516 - 6" x 2 1/2" x 16 Ga. Cee
M	MULLION	C12416 - 12" x 4" x 16 Ga. Cee
MCLP	MINI CLIP	Manufactured Part
PA	PARTITION ANGLE	L4216 - 4" x 2" x 16 Ga. Angle
PC	PARTITION CEE	C2218 - 2" x 2" x 18 Ga. Cee
RA	RAKE ANGLE	L4216 - 4" x 2" x 16 Ga. Angle
RC	RAKE CLIP	Manufactured Part
RS	RIDGE STRUT	RS6416 - 6" x 4" x 16 Ga. Strut
SPD	BASE ANGLE	SPD42216 - 4" x 2" x 1 1/2" Angle
Z4	4" Z PURLIN	Z42514 - 4" x 2 1/2" x 14 Ga. Zee
Z6	6" Z PURLIN	Z62516 - 6" x 2 1/2" x 16 Ga. Zee
Z8	8" Z PURLIN	Z82516 - 8" x 2 1/2" x 16 Ga. Zee
Z10	10" Z PURLIN	Z102516 - 10" x 2 1/2" x 16 Ga. Zee
Z12	12" Z PURLIN	Z122516 - 12" x 2 1/2" x 16 Ga. Zee

SHEET ABBREVIATIONS

RL	29 Ga. SSX LINER PANEL
RR	26 Ga. SSX ROOF PANEL
RW	26 Ga. SSX WALL PANEL
ML	29 Ga. LRX LINER PANEL
MW	26 Ga. LRX WALL PANEL
RML	29 Ga. REVERSE LRX LINER PANEL
RMW	26 Ga. REVERSE LRX WALL PANEL
SSR	24 Ga. SSII ROOF PANEL

SSR ABBREVIATIONS

BP7760	BACK UP PLATE
OC430	OUTSIDE CLOSURE
EP7600	EAVE PLATE - LOW
EP7616	EAVE PLATE - HIGH
FC200	FIXED CLIP - LOW
FC204	FIXED CLIP - HIGH
IC426	INSIDE CLOSURE
CS324	CINCH STRAP
GS246	GUTTER STRAP
RP7710	RAKE PLATE - LOW
RP7720	RAKE PLATE - HIGH

TRIM ABBREVIATIONS

DFR	DIE FORMED RIDGE CAP
DJC	DOOR JAMB COVER
DS	DOWNSPOUT WITH DIVERTER
DSS	DOWNSPOUT STRAP
HC	DOOR HEADER COVER
ET	EAVE TRIM
REND	RAKE END
GS	GUTTER STRAP
HMC	HALF MULLION COVER
HSET	HIGH SIDE EAVE TRIM
HT	HEAD TRIM
IA	INSIDE ANGLE
IC	INSIDE CORNER
ICB	INSIDE CORNER BOX
ISCL	INSIDE CLOSURE
JT	JAMB TRIM
MC	MULLION COVER
OA	OUTSIDE ANGLE
OC	OUTSIDE CORNER
OCB	OUTSIDE CORNER BOX
OSCL	OUTSIDE CLOSURE
PB	PEAK BOX
PTT	PARTITION TOP TRIM
GU	GUTTER
RT	RAKE TRIM
SSC	SILICONE SEALANT CAULK
SW	SIDEWALL FLASHING
WT	WAINSCOT TRIM

FASTENER ABBREVIATIONS

SB	1/2" x 3" SCREW BOLT - DeWalt SCREW-BOLT + (PFM1411380)	BASE TO SLAB CONNECTIONS
DP	1/4" x 1 1/4" DRIVE PIN	BASE TO SLAB CONNECTIONS
MFS058NW	*10 x 5/8" SD NO WASHER	SPECIAL TRIM CONNECTIONS
MFS100	*12 x 1" SD	STRUCTURAL STEEL CONNECTIONS
MFS114	*12 x 1 1/4" SD	WALL SHEETING
MFS2AC114	*12 x 1 1/4" LONG LIFE SD	ROOF SHEETING
LS078	*14 x 7/8" LAP SCREW	WALL PANEL LAP
LSZAC078	*14 x 7/8" LONG LIFE LAP SCREW	ROOF PANEL LAP
PR	1/8" POP RIVET	TRIM CONNECTIONS
MFS0100	*17-14 x 1" SELF TAPPING	TS324 END LAP ATTACHMENT
MFS0112	1/4"-14 x 1 1/2" SD	TS324 CLIP ATTACHMENT

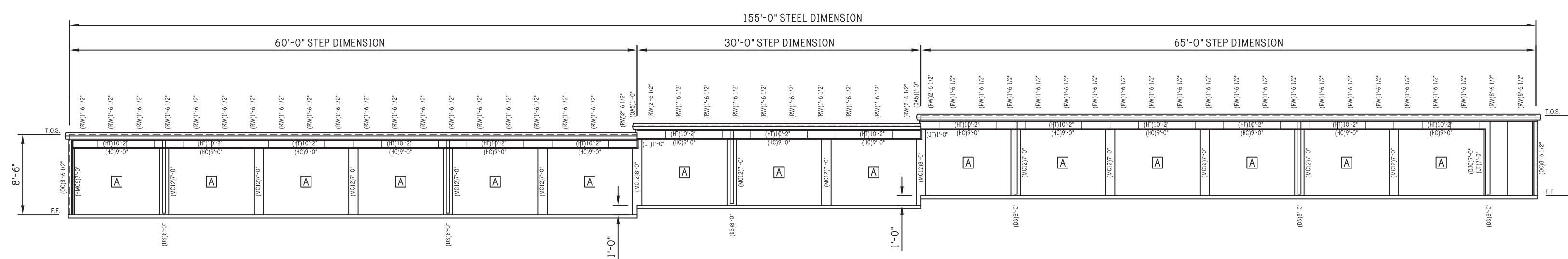


SITE: 78 PINEY GROVE RAWLS ROAD
FUQUAY VARINA, NC 27526
TITLE: 30' x 165' x 8'-6"
JOB NO: 7116-24390 DATE: 12/07/20 DRAWN: JSG CHECKED: DSM
SHEET NO: 1 of 8 DRAWING NO: RD080B20 REVISION:

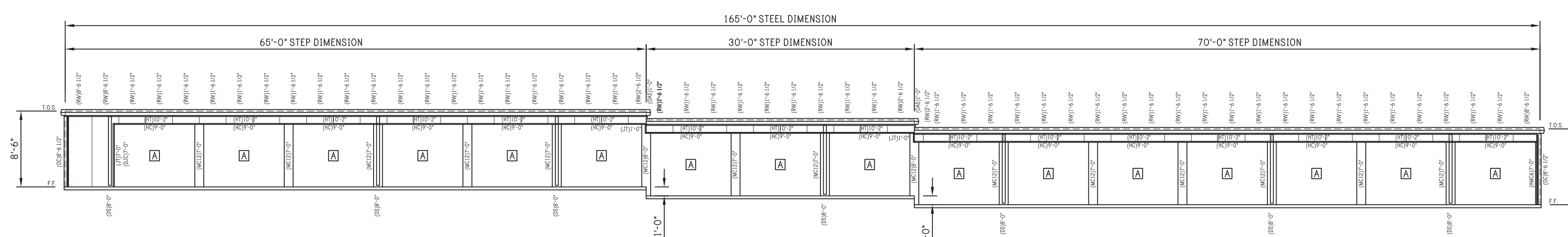
Notes:

DOOR SCHEDULE

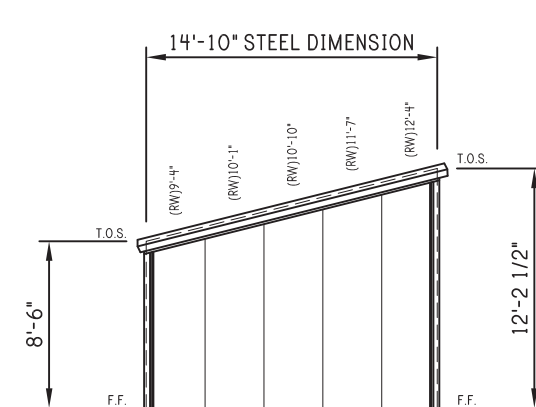
A (34) EACH 9'-0" X 7'-0" ROLL-UP DOOR



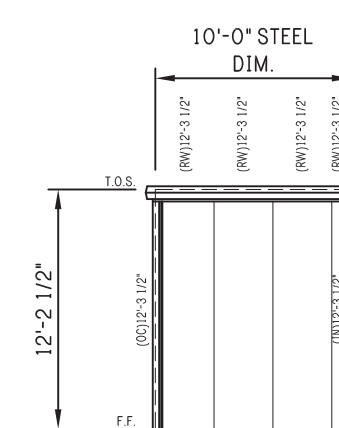
FRONT ELEVATION



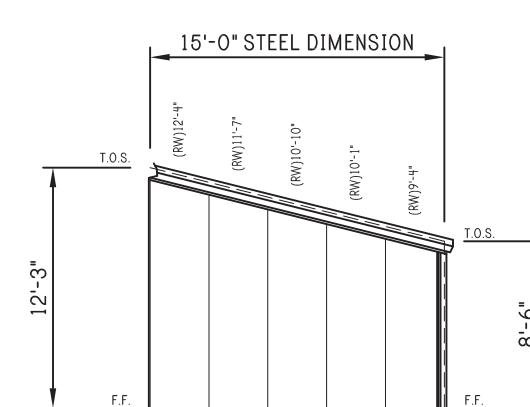
REAR ELEVATION



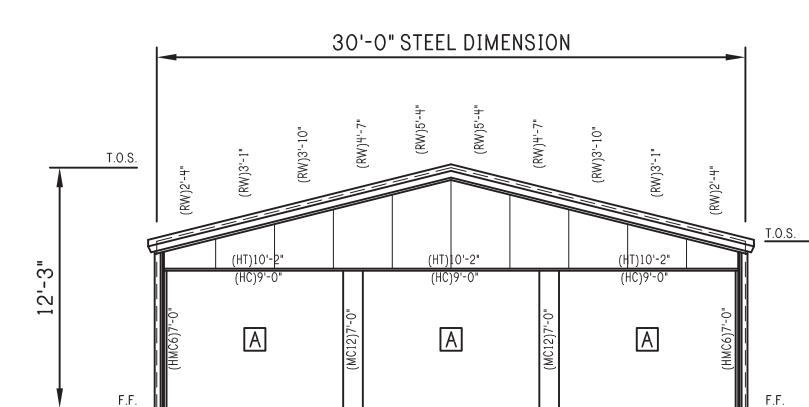
LEFT ELEVATION



FRONT ELEVATION



LEFT ELEVATION



RIGHT ELEVATION

ELEVATION PLAN



REV:	DESCRIPTION:	BY:	DATE:
	CONSTRUCTION ISSUE		



R & D Drafting, Inc.
42801 S. 654 Rd.
Jay, Oklahoma 74346
Phone: 918-314-5328



CLIENT:
P.O. BOX 1275
Madison, GA 30650
Phone: (844) 333-7325
Fax: (706) 343-1968

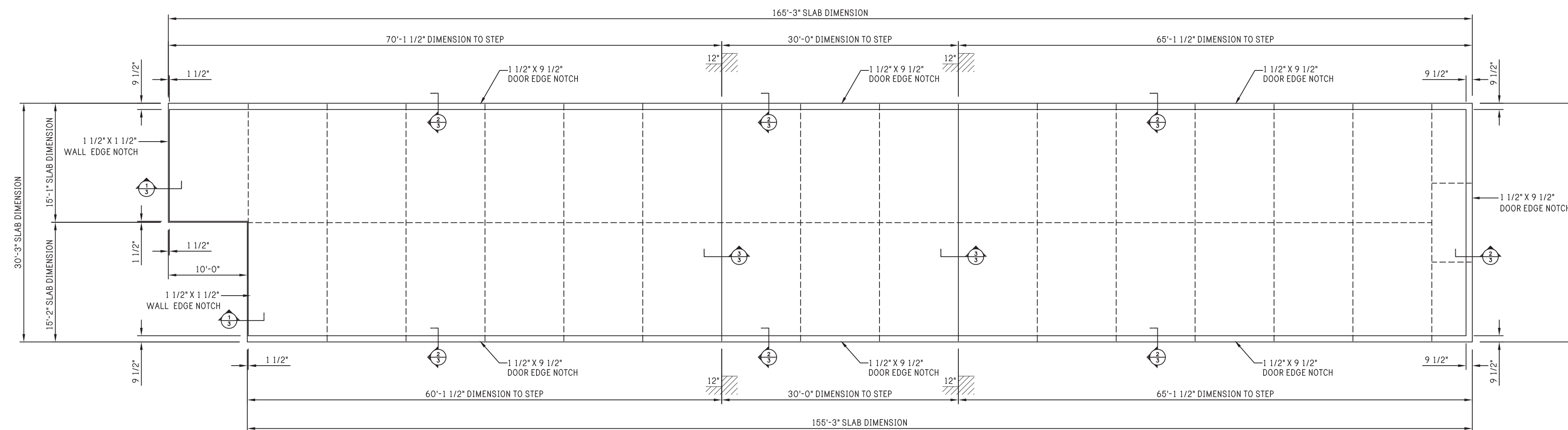
SITE: 78 PINEY GROVE RAWLS ROAD
FUQUAY VARINA, NC 27526

TITLE: 30' x 165' x 8'-6"

JOB NO: 7116-24390	DATE: 12/07/20	DRAWN: JSG	CHECKED: DSM
SHEET NO: 2 of 8	DRAWING NO: RD080B20	REVISION:	

Notes:

- FOUNDATION DESIGN AND CONSTRUCTION ARE NOT THE RESPONSIBILITY OF THE BUILDING MANUFACTURER.
- THE BUILDING REACTION DATA REPORTS THE LOADS WHICH THIS BUILDING PLACES UPON THE FOUNDATION.



SLAB PLAN



REV:	DESCRIPTION:	BY:	DATE:
STATUS:		CONSTRUCTION ISSUE	

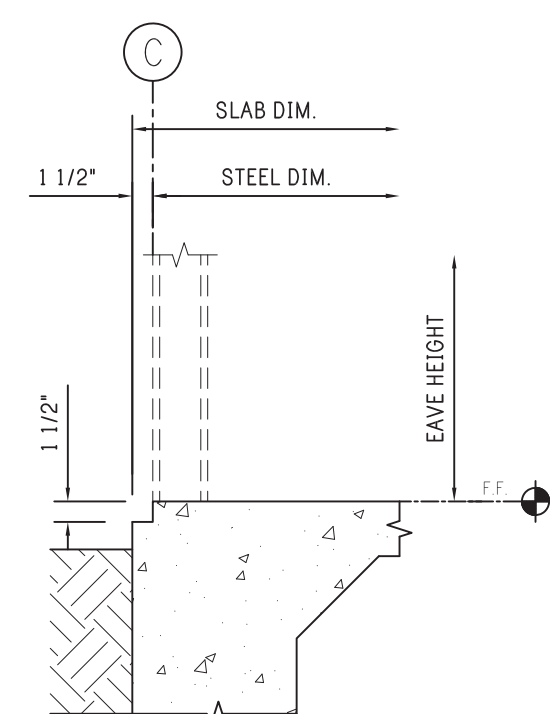
R & D Drafting, Inc.
 42801 S. 654 Rd.
 Jay, Oklahoma 74346
 Phone: 918-314-5328

PEAK STEEL
 CLIENT: P.O. BOX 1275
 Madison, GA 30650
 Phone: (844) 333-7325
 Fax: (706) 343-1968

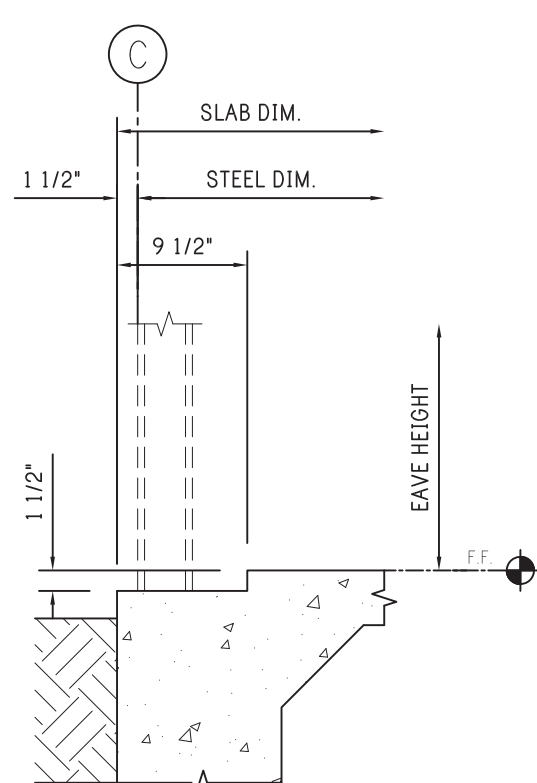
SITE: 78 PINEY GROVE RAWLS ROAD
 FUQUAY VARINA, NC 27526

TITLE: 30' x 165' x 8'-6"

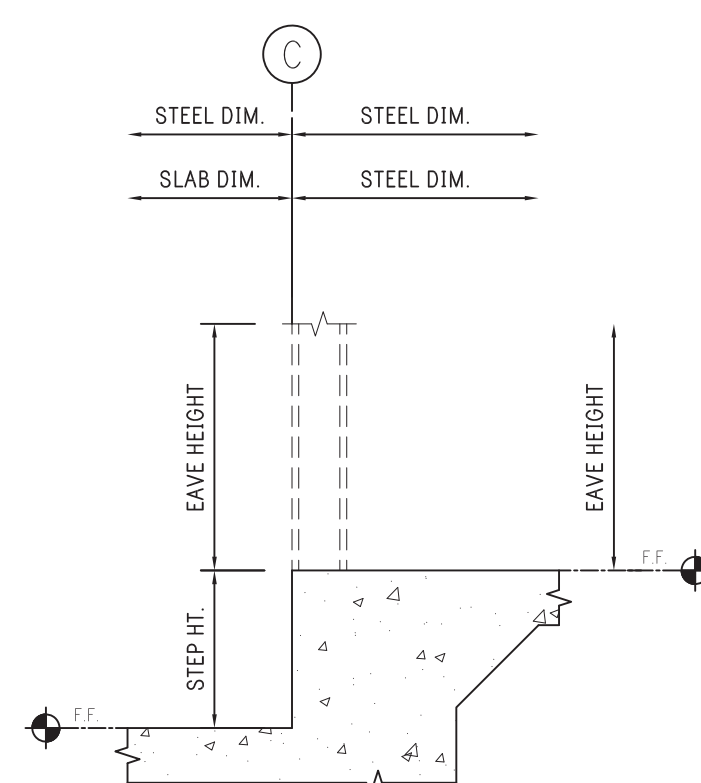
JOB NO: 7116-24390	DATE: 12/07/20	DRAWN: JSG	CHECKED: DSM
SHEET NO: 3 of 8	DRAWING NO: RD080B20	REVISION:	



1 SLAB NOTCH - WALL EDGE
1-1/2" x 1 1/2" NOTCH



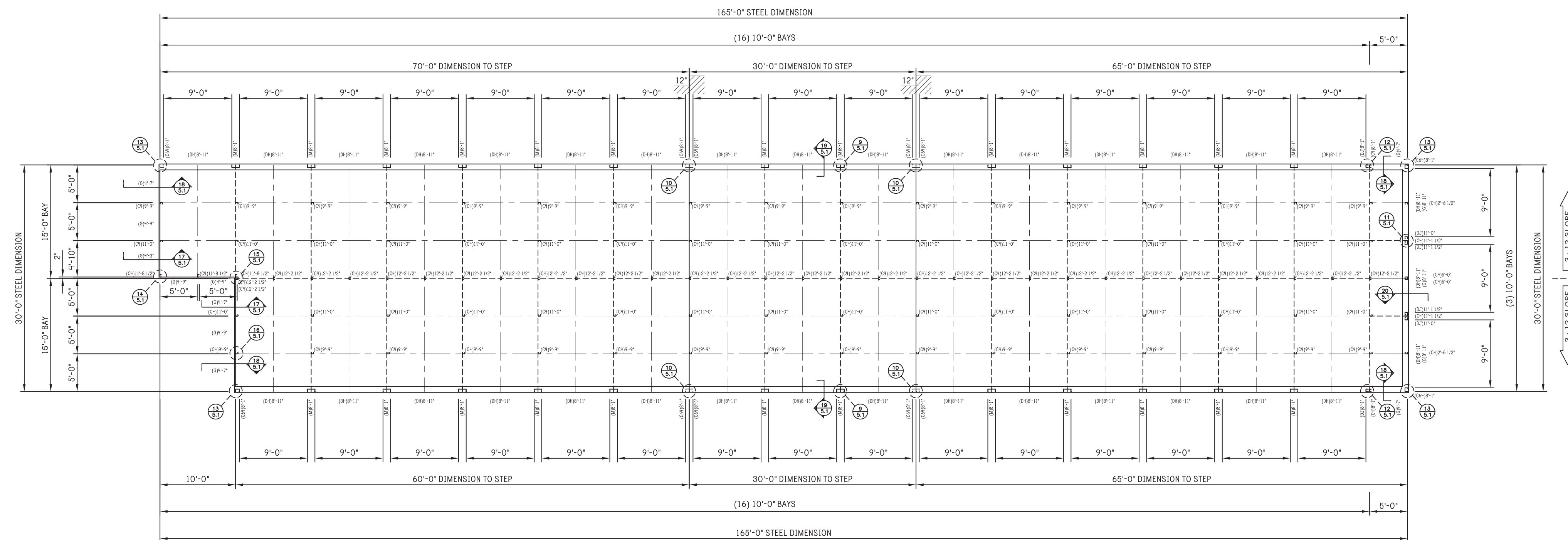
2 SLAB NOTCH - DOOR EDGE
1-1/2" x 9 1/2" NOTCH



3 SLAB STEP

Notes:

1. COLUMN SPACING IS ON 5'-0" GRID UNLESS OTHERWISE NOTED. SEE DETAILS FOR COLUMN PLACEMENT.



FRAMING PLAN



REV:	DESCRIPTION:	BY:	DATE:
STATUS:	CONSTRUCTION ISSUE		

R & D Drafting, Inc.
 42801 S. 654 Rd.
 Jay, Oklahoma 74346
 Phone: 918-314-5328

PEAK STEEL
 CLIENT: P.O. BOX 1275
 Madison, GA 30650
 Phone: (844) 333-7325
 Fax: (706) 343-1968

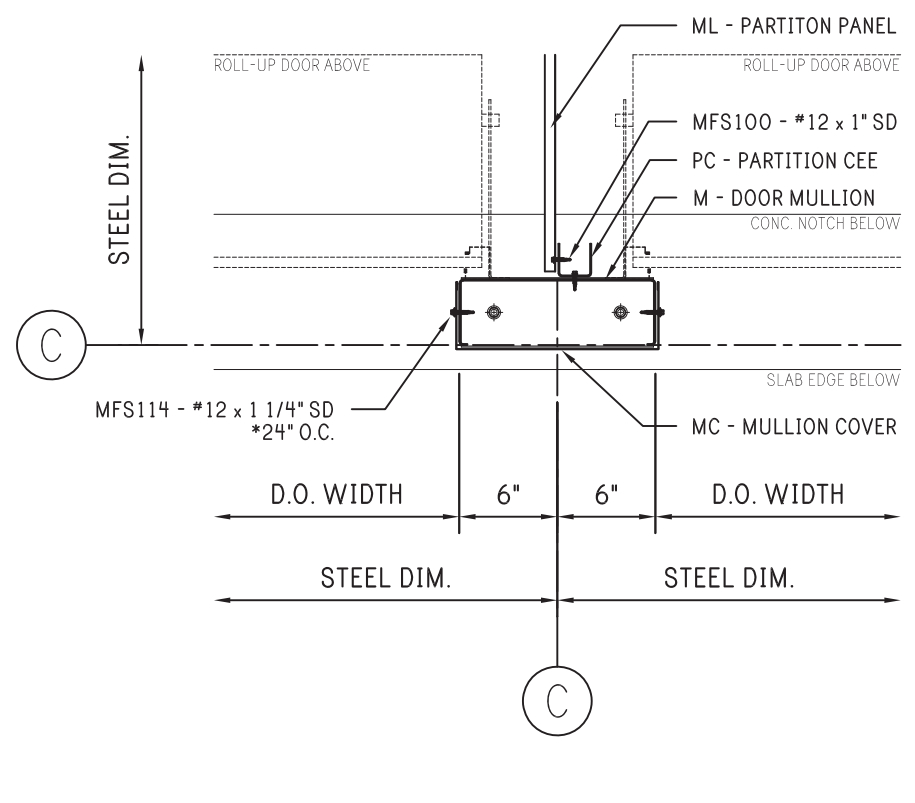
SITE: 78 PINEY GROVE RAWLS ROAD
 FUQUAY VARINA, NC 27526

TITLE: 30' x 165' x 8'-6"

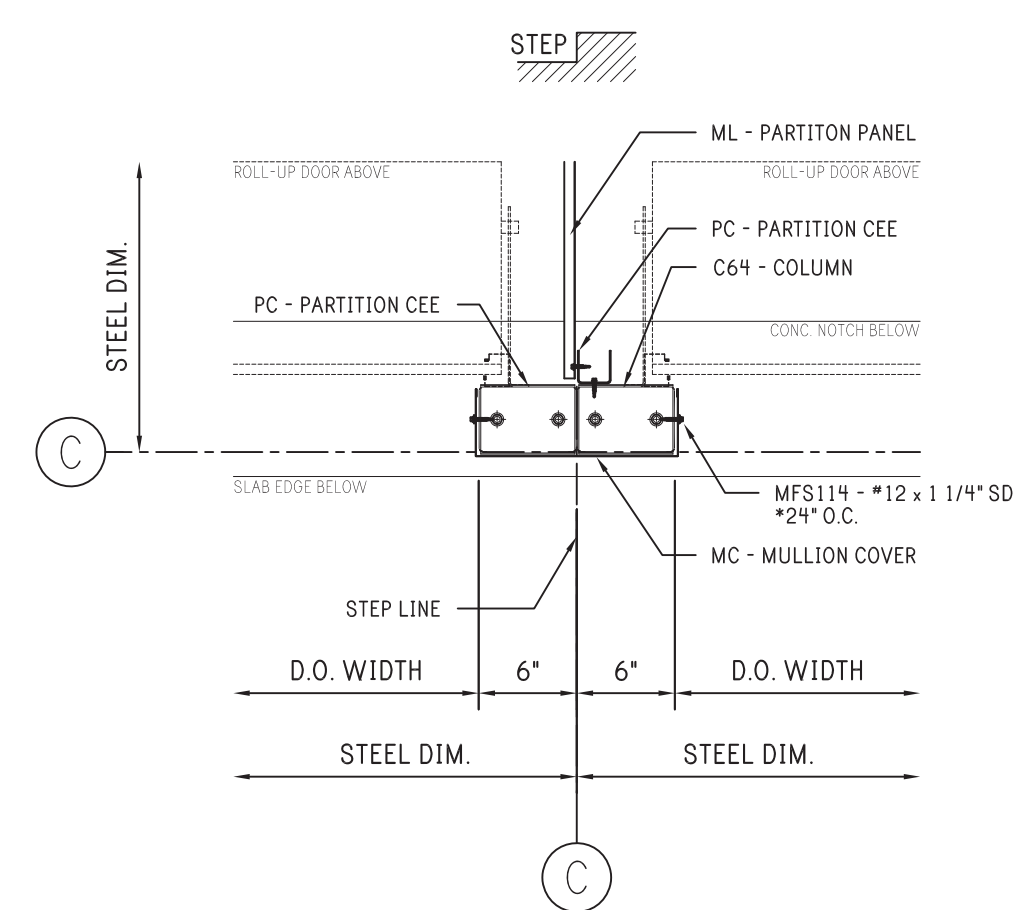
JOB NO: 7116-24390	DATE: 12/07/20	DRAWN: JSG	CHECKED: DSM
SHEET NO: 5 of 8	DRAWING NO: RD080B20	REVISION:	

THE INFORMATION AND DESIGNS CONTAINED IN THIS DRAWING ARE CONFIDENTIAL AND PROPRIETARY. NEITHER THIS DESIGN NOR ANY INFORMATION CONTAINED IN THIS DRAWING MAY BE REPRODUCED OR DISCLOSED TO OTHERS WITHOUT EXPRESS WRITTEN CONSENT.

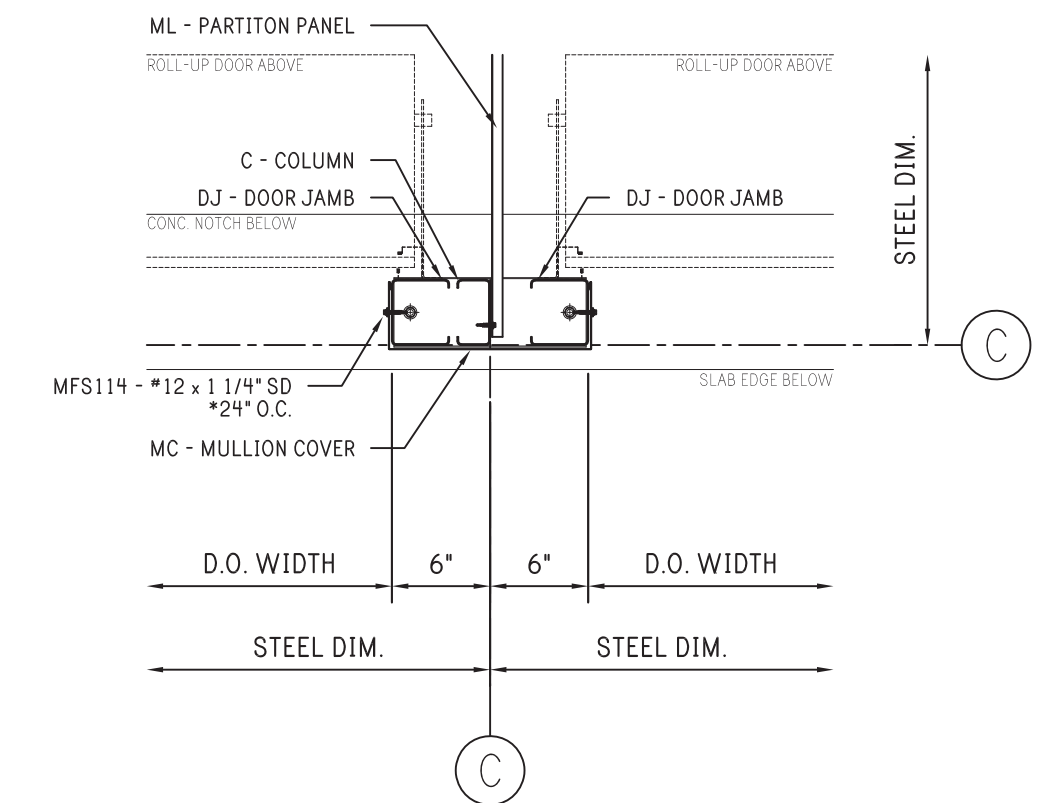
Notes:



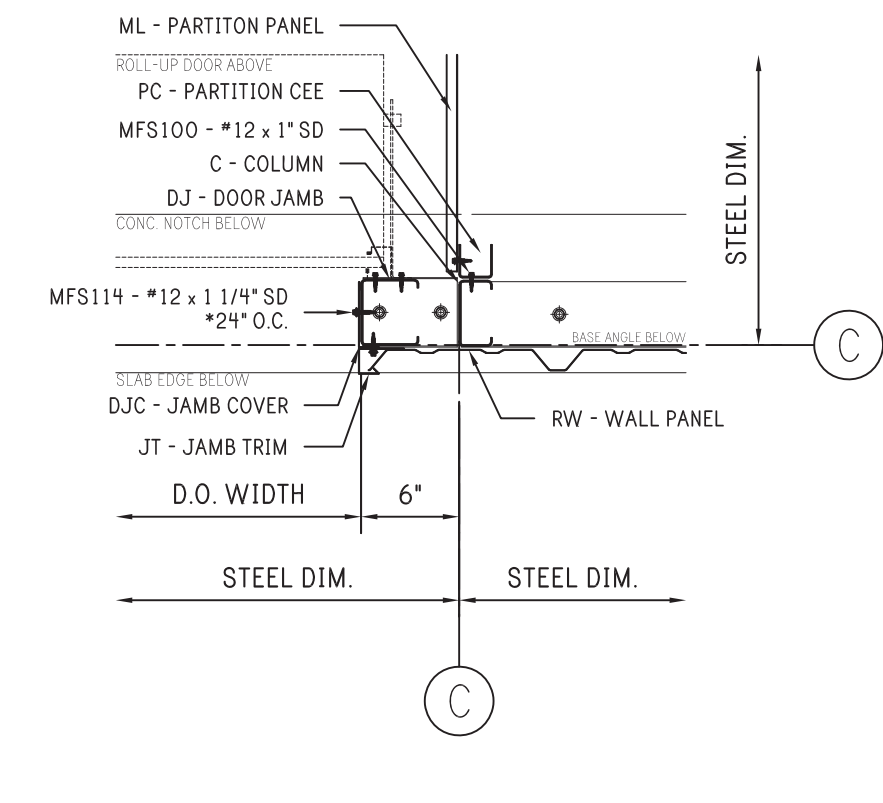
9 12" DOOR MULLION



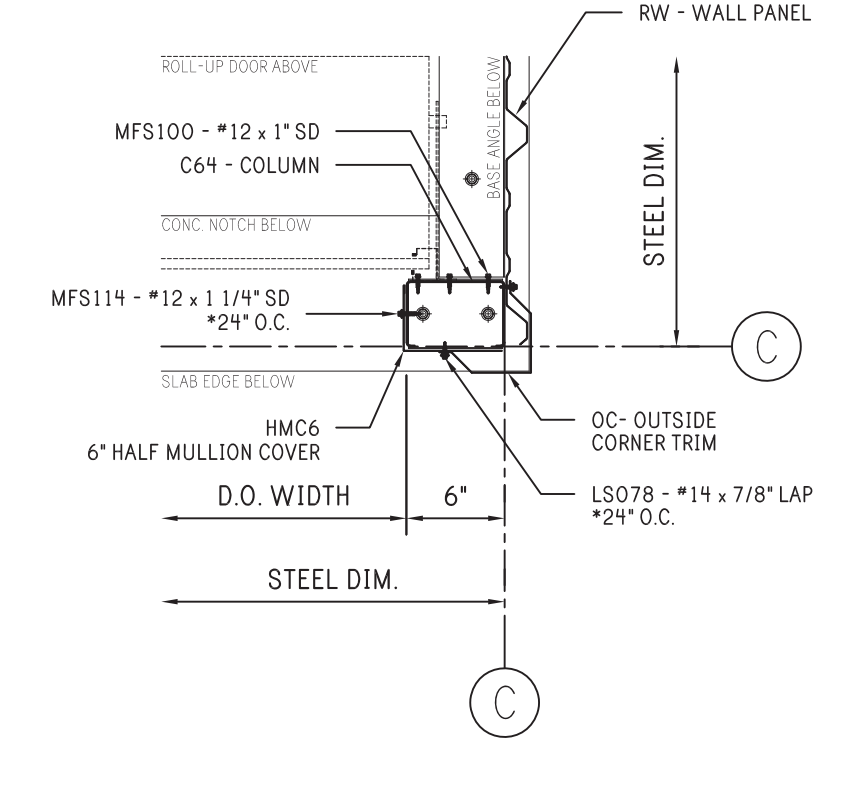
10 12" DOOR MULLION AT SLAB STEP



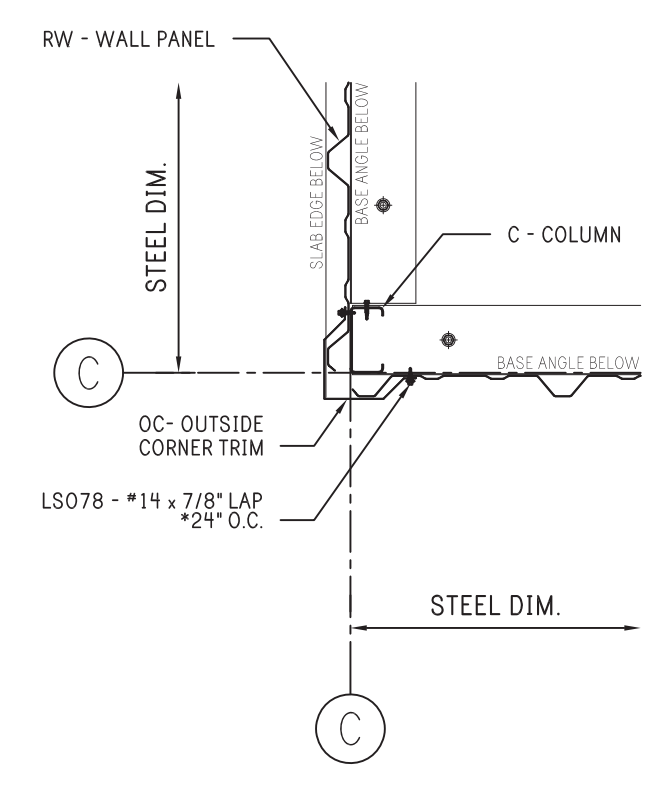
11 12" DOOR MULLION AT END WALL



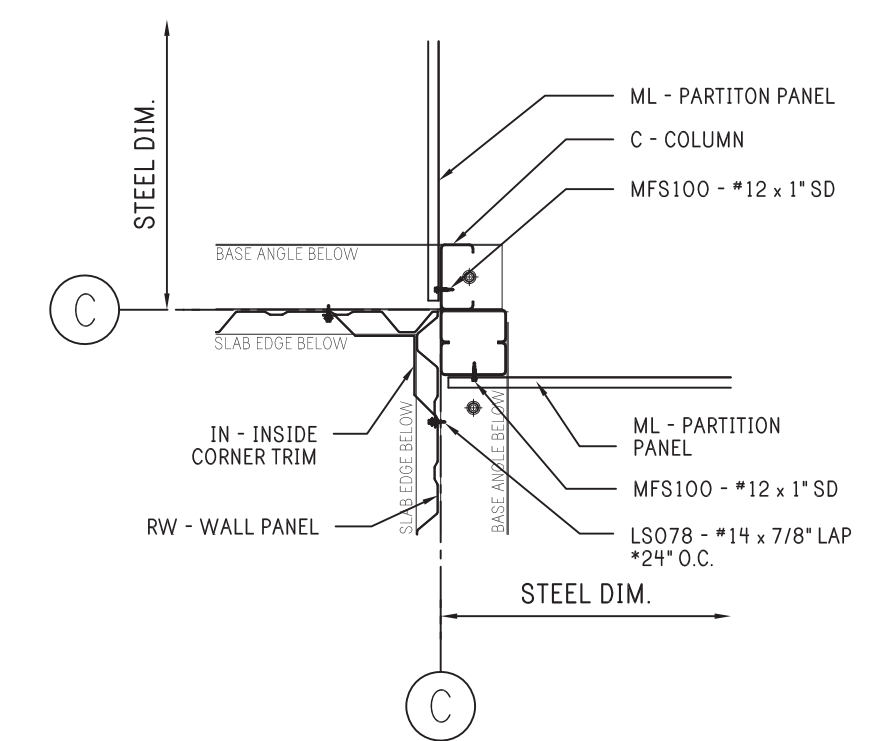
12 6" DOOR JAMB AT PANEL WALL



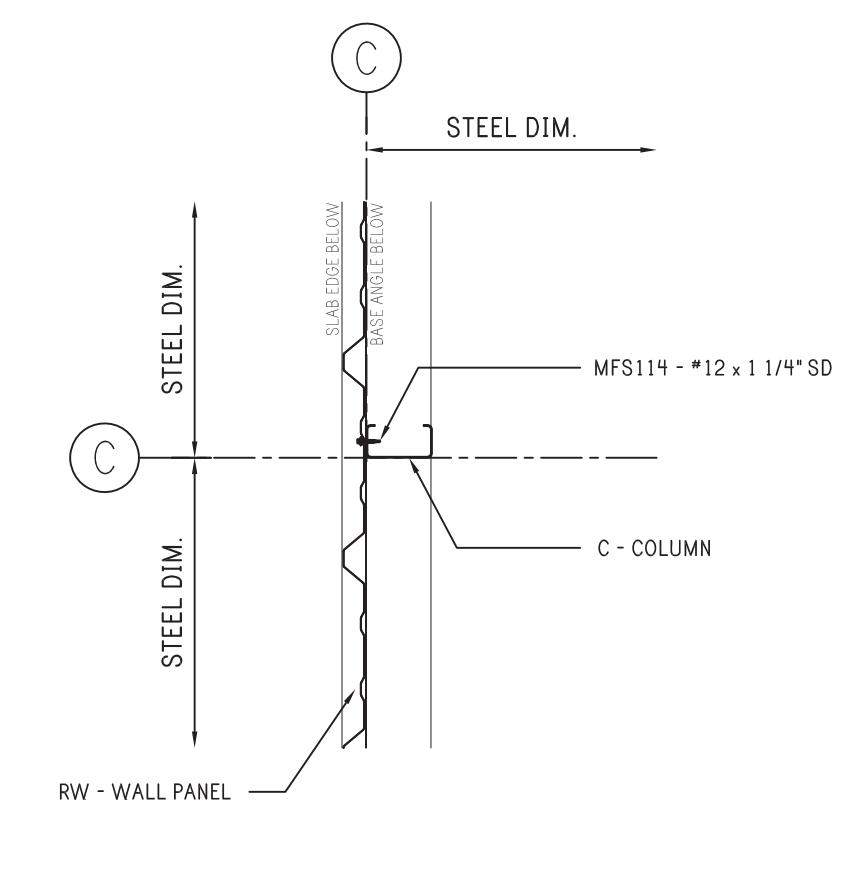
13 6" DOOR JAMB AT CORNER



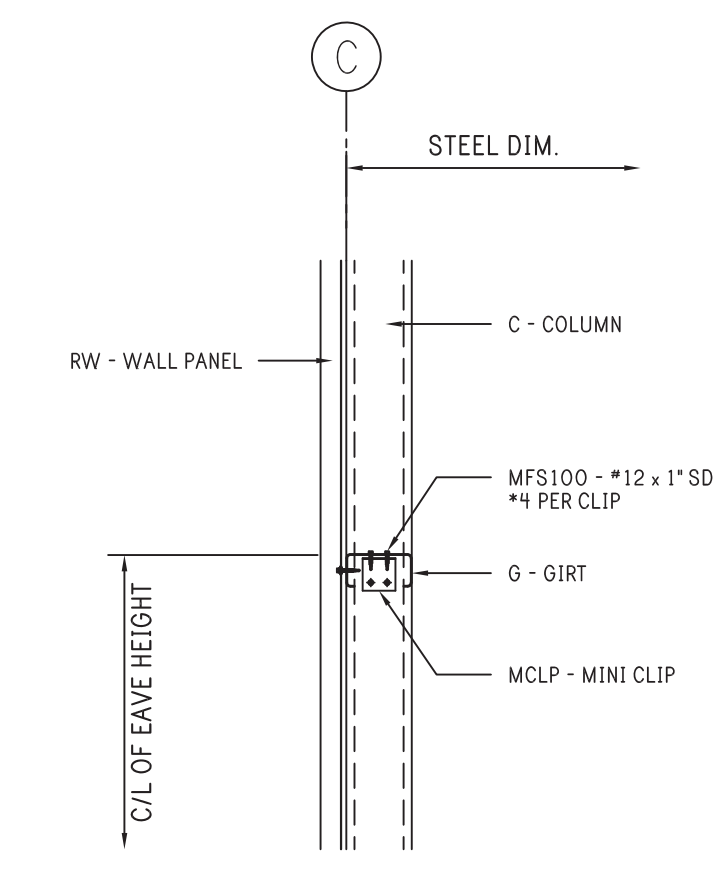
14 OUTSIDE CORNER



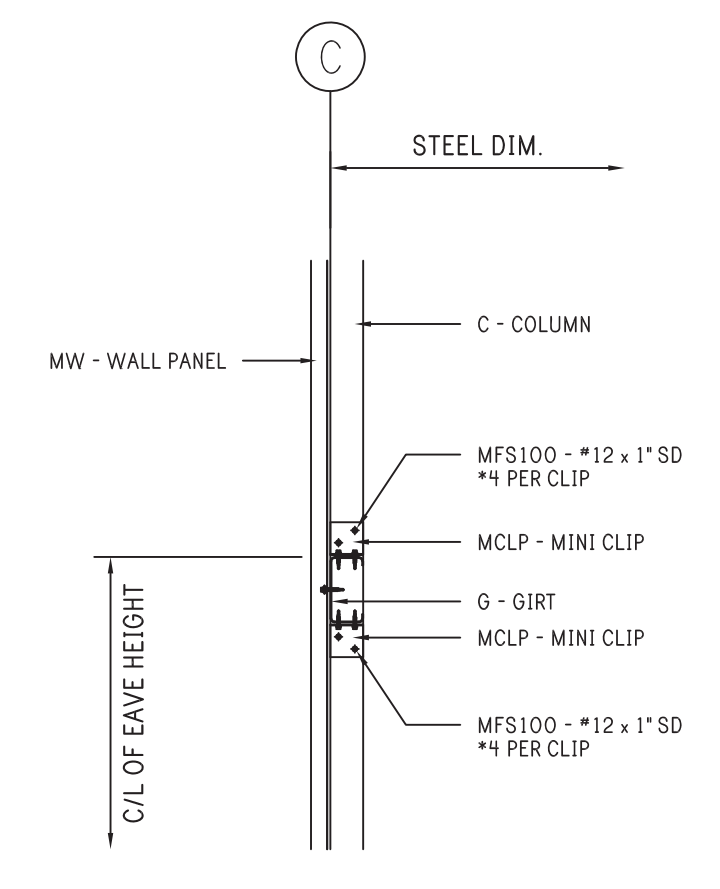
15 INSIDE CORNER



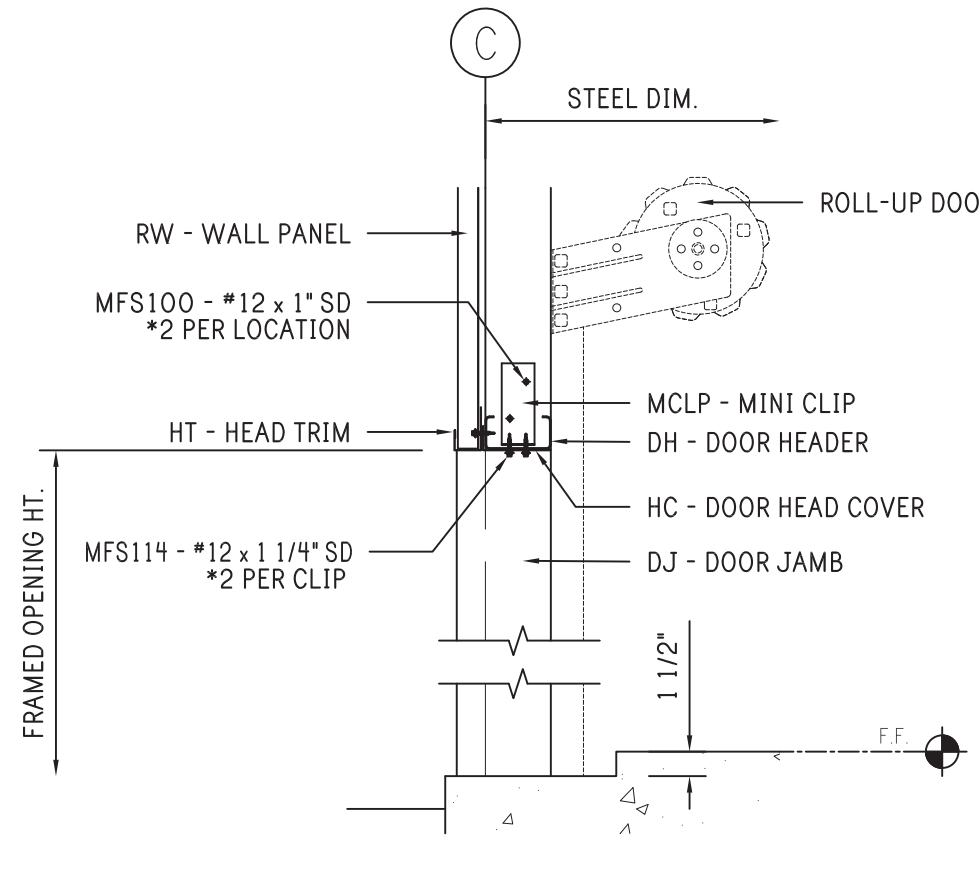
16 COLUMN AT WALL



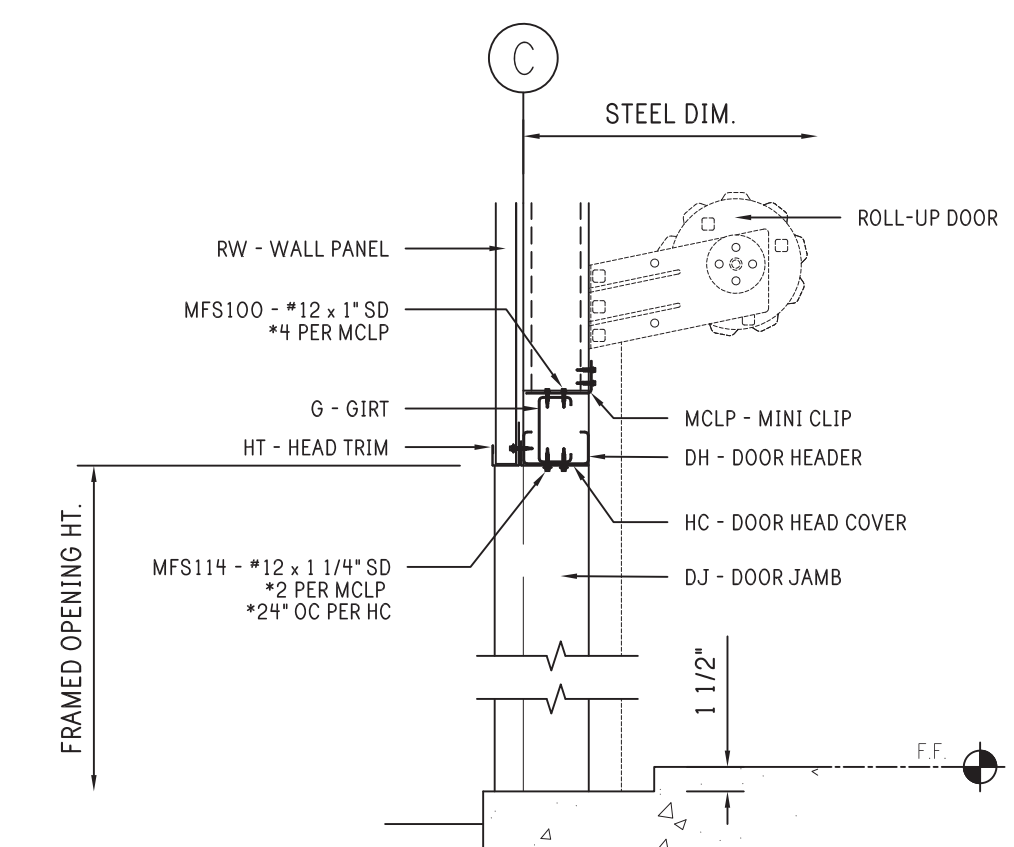
17 GIRT - TYPICAL



18 GIRT - AT 6" JAMB



19 DOOR HEADER



20 DOOR HEADER - ENDWALL PURLIN SUPPORT

FRAMING DETAILS



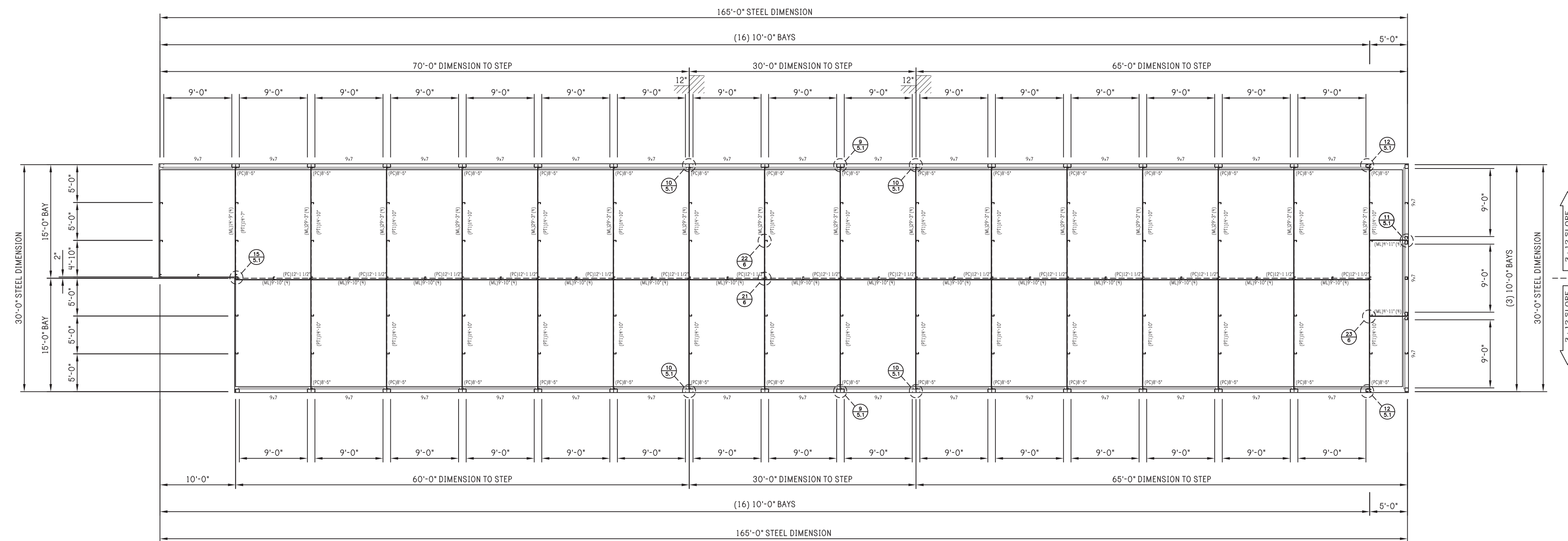
REV:	DESCRIPTION:	BY:	DATE:
STATUS: CONSTRUCTION ISSUE			

R & D Drafting, Inc.
 42801 S. 654 Rd.
 Jay, Oklahoma 74346
 Phone: 918-314-5328

PEAK STEEL
 CLIENT: P.O. BOX 1275
 Madison, GA 30650
 Phone: (844) 333-7325
 Fax: (706) 343-1968

SITE: 78 PINEY GROVE RAWLS ROAD
 FUQUAY VARINA, NC 27526
 TITLE: 30' x 165' x 8'-6"
 JOB NO: 7116-24390 DATE: 12/07/20 DRAWN: JSG CHECKED: DSM
 SHEET NO: 5.1 of 8 DRAWING NO: RD080B20 REVISION:

Notes:



PARTITION PLAN



REV:	DESCRIPTION:	BY:	DATE:
STATUS: CONSTRUCTION ISSUE			

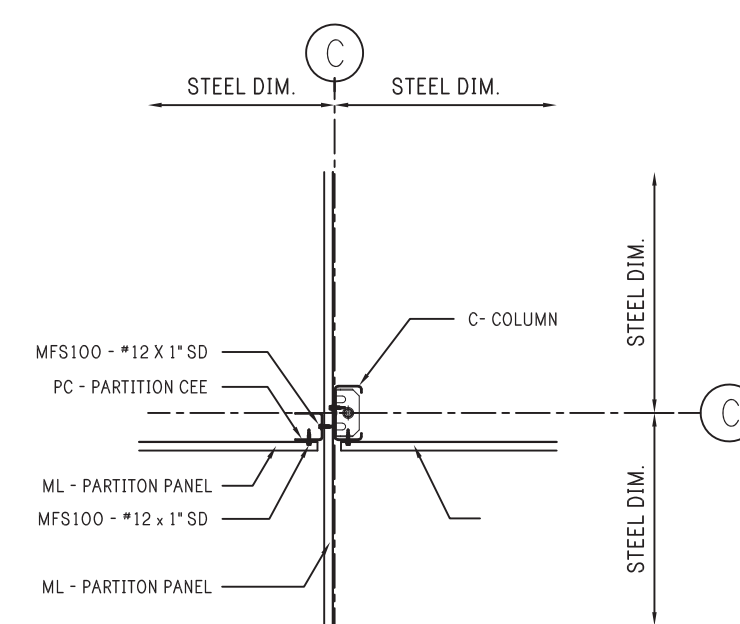
R & D Drafting, Inc.
 42801 S. 654 Rd.
 Jay, Oklahoma 74346
 Phone: 918-314-5328

PEAK STEEL
 CLIENT: P.O. BOX 1275
 Madison, GA 30650
 Phone: (844) 333-7325
 Fax: (706) 343-1968

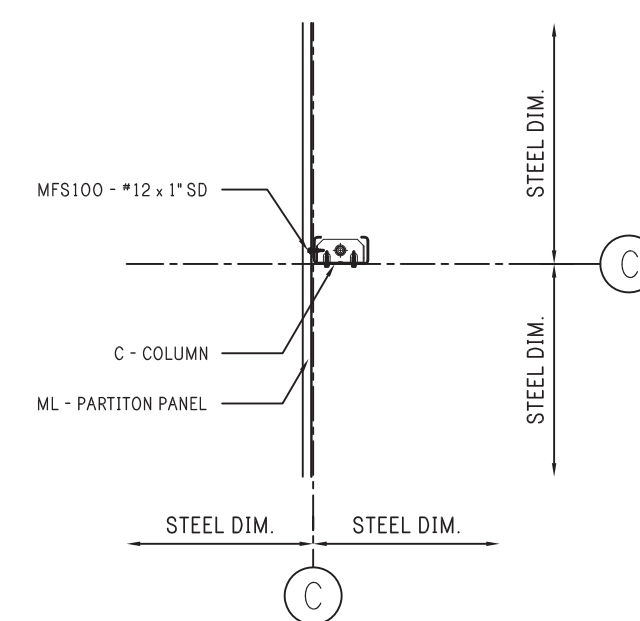
SITE: 78 PINEY GROVE RAWLS ROAD
 FUQUAY VARINA, NC 27526

TITLE: 30' x 165' x 8'-6"

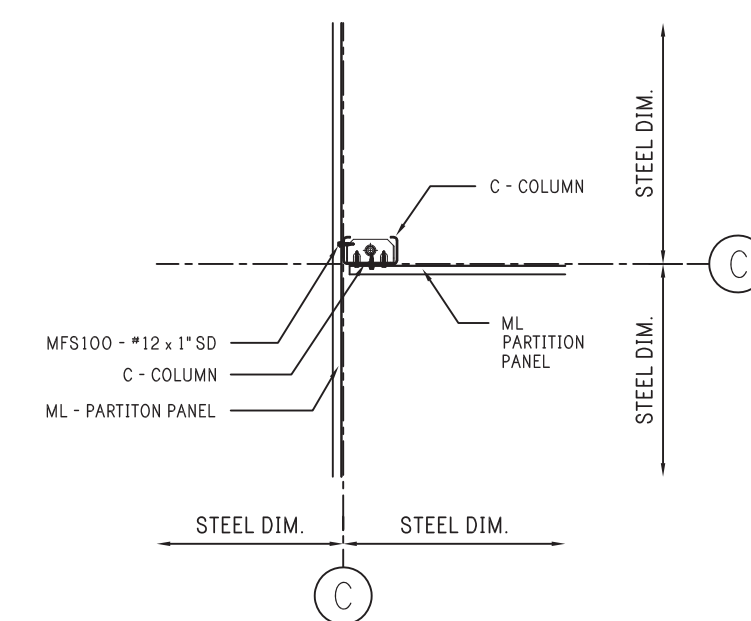
JOB NO: 7116-24390	DATE: 12/07/20	DRAWN: JSG	CHECKED: DSM
SHEET NO: 6 of 8	DRAWING NO: RD080B20	REVISION:	



21 PARTITION TEE AT RIDGE LINE

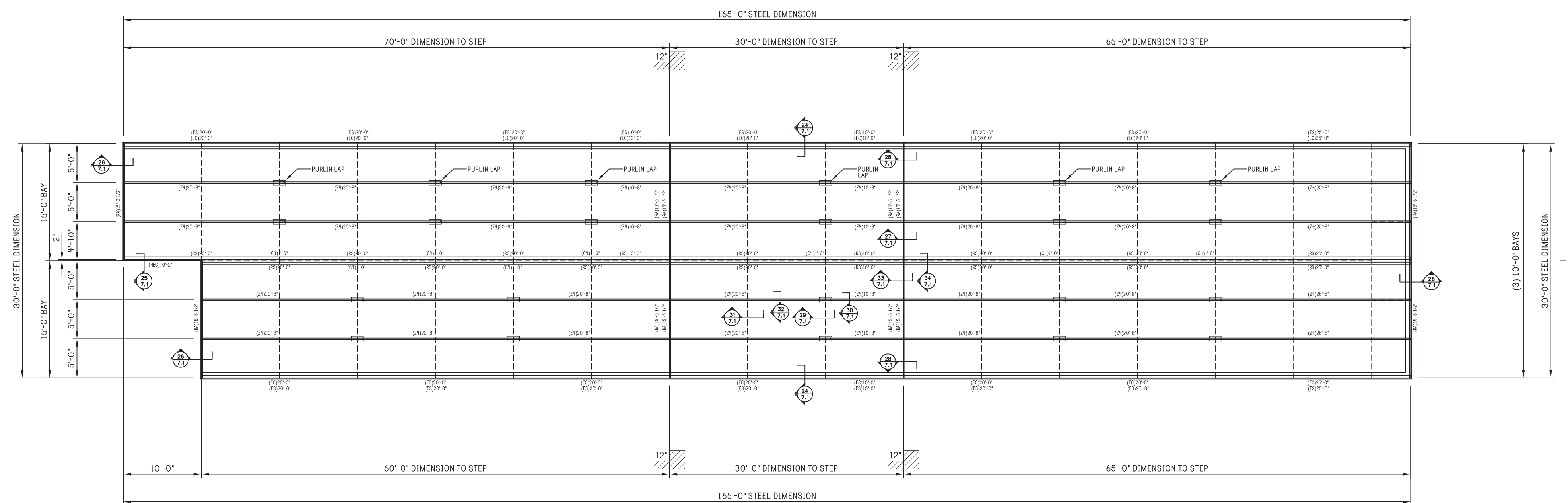


22 CLIP AT COLUMN



23 PARTITION TEE

Notes:



RAFTER PLAN



REV:	DESCRIPTION:	BY:	DATE:
STATUS:	CONSTRUCTION ISSUE		

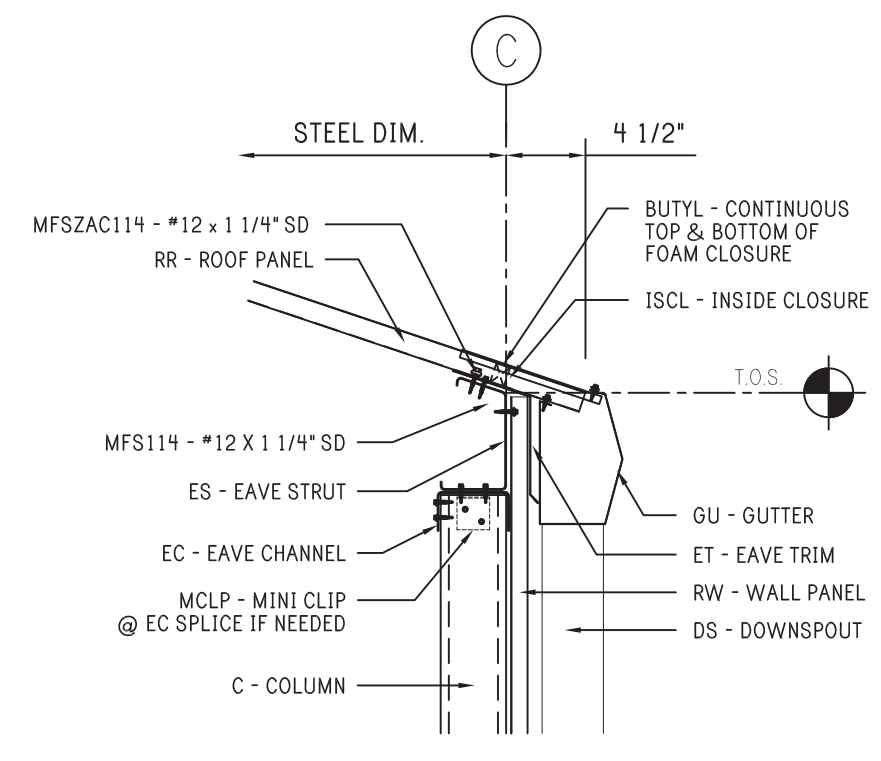
R & D Drafting, Inc.
 42801 S. 654 Rd.
 Jay, Oklahoma 74346
 Phone: 918-314-5328

PEAK STEEL
 CLIENT: P.O. BOX 1275
 Madison, GA 30650
 Phone: (844) 333-7325
 Fax: (706) 343-1968

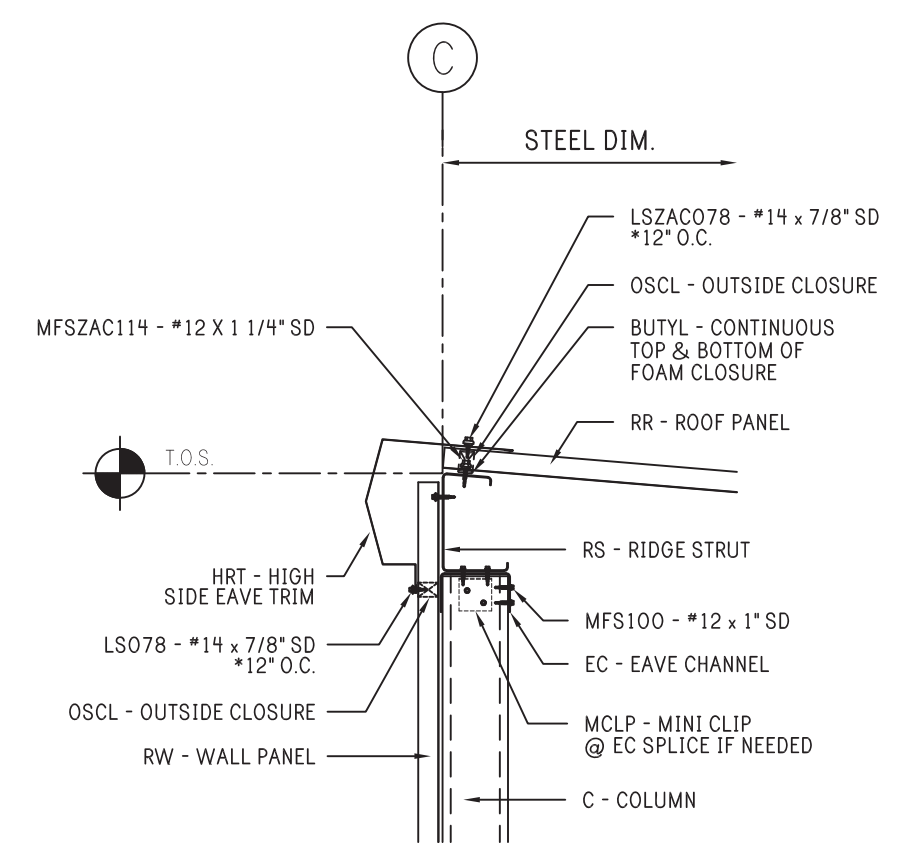
SITE: 78 PINEY GROVE RAWLS ROAD
 FUQUAY VARINA, NC 27526

TITLE: **30' x 165' x 8'-6"**

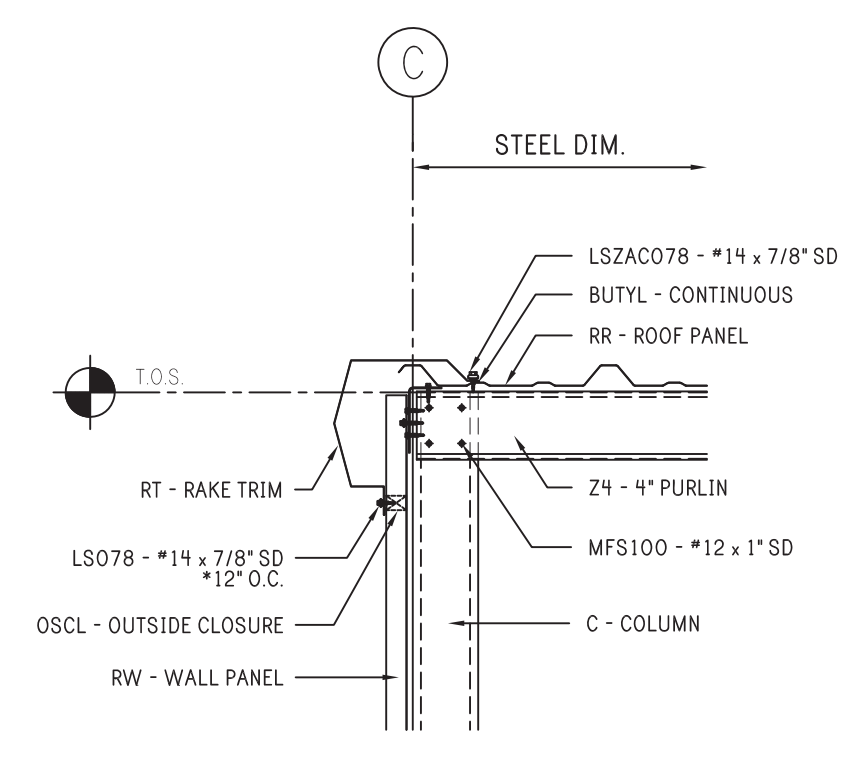
JOB NO: 7116-24390	DATE: 12/07/20	DRAWN: JSG	CHECKED: DSM
SHEET NO: 7 of 8	DRAWING NO: RD080B20	REVISION:	



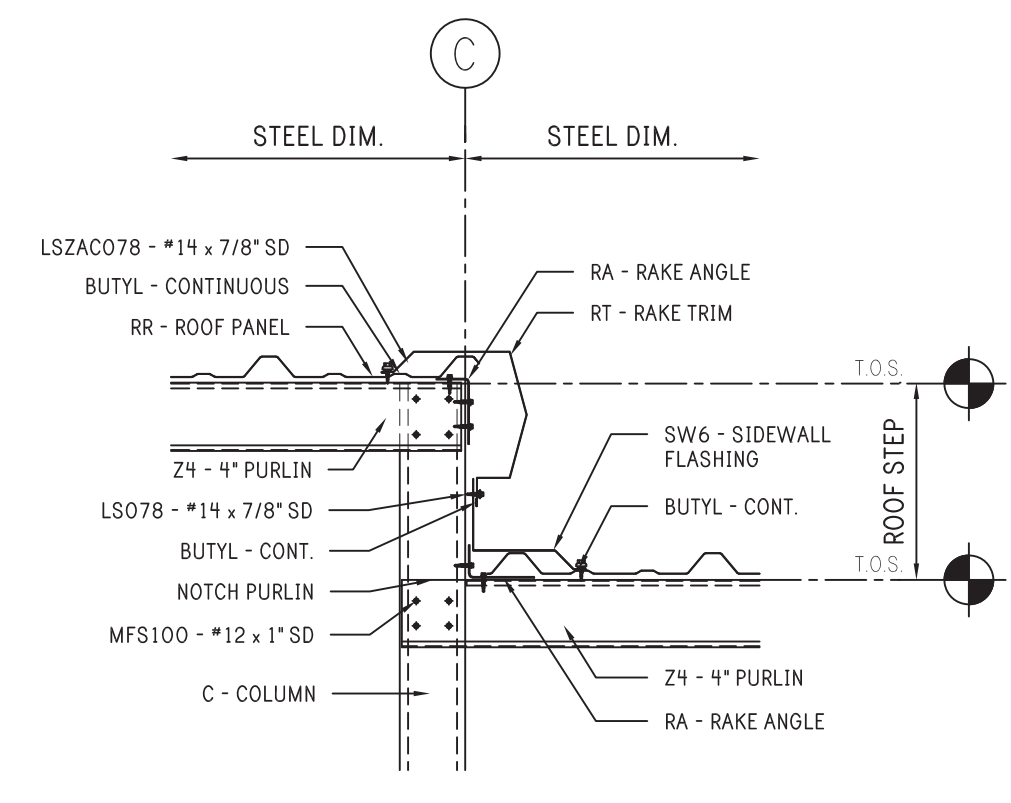
24 LOW EAVE STRUT w/ GUTTER



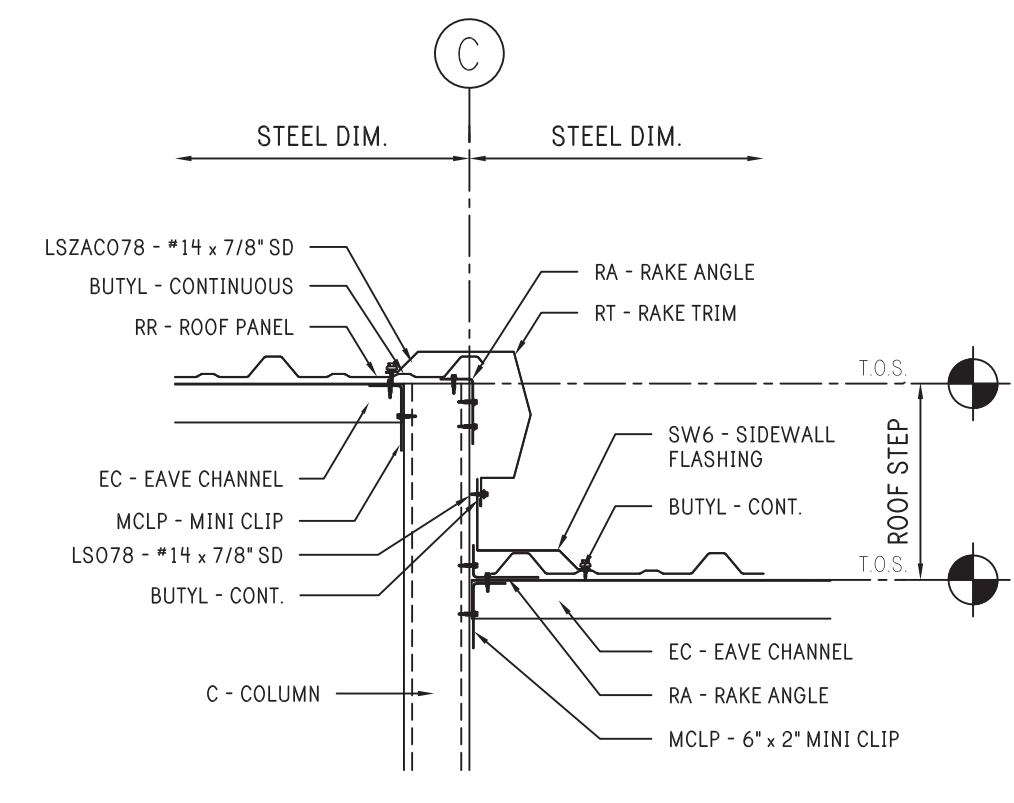
25 HIGH EAVE STRUT



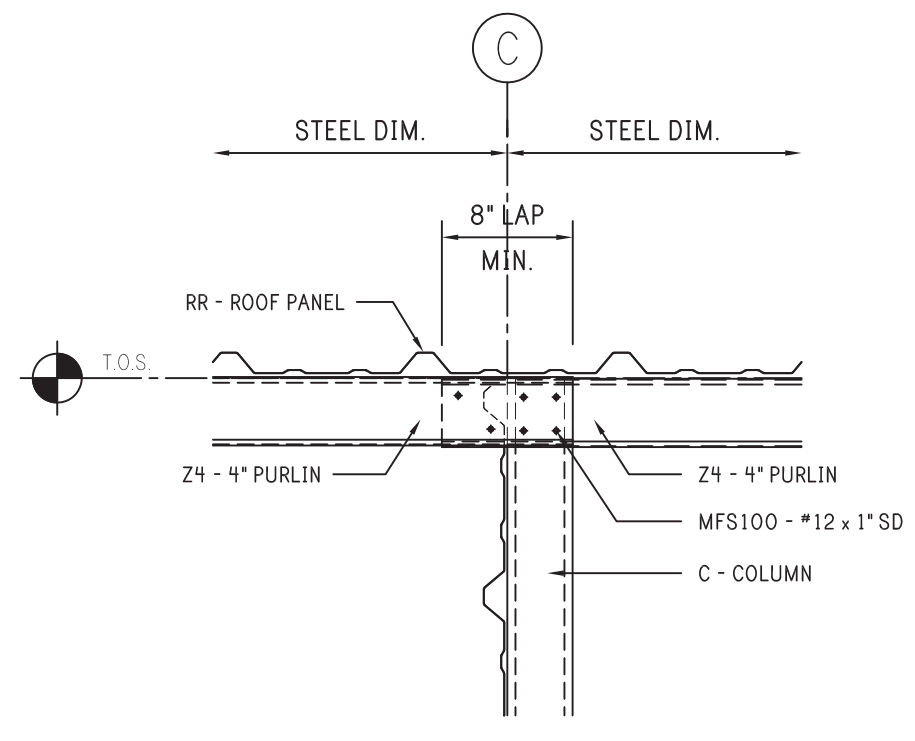
26 RAKE



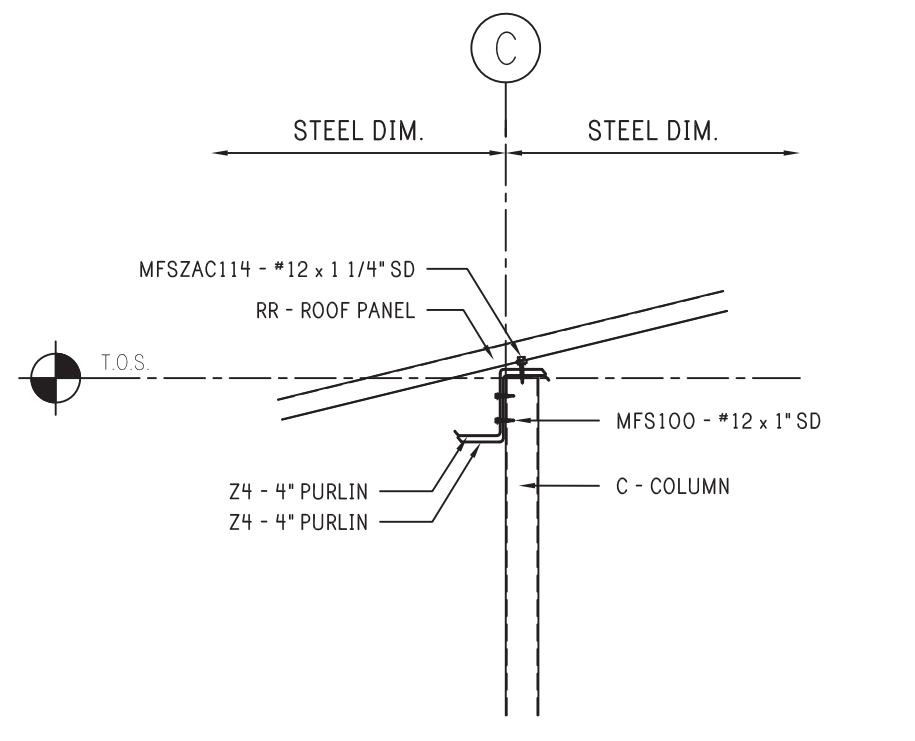
27 12" STEP AT PURLIN



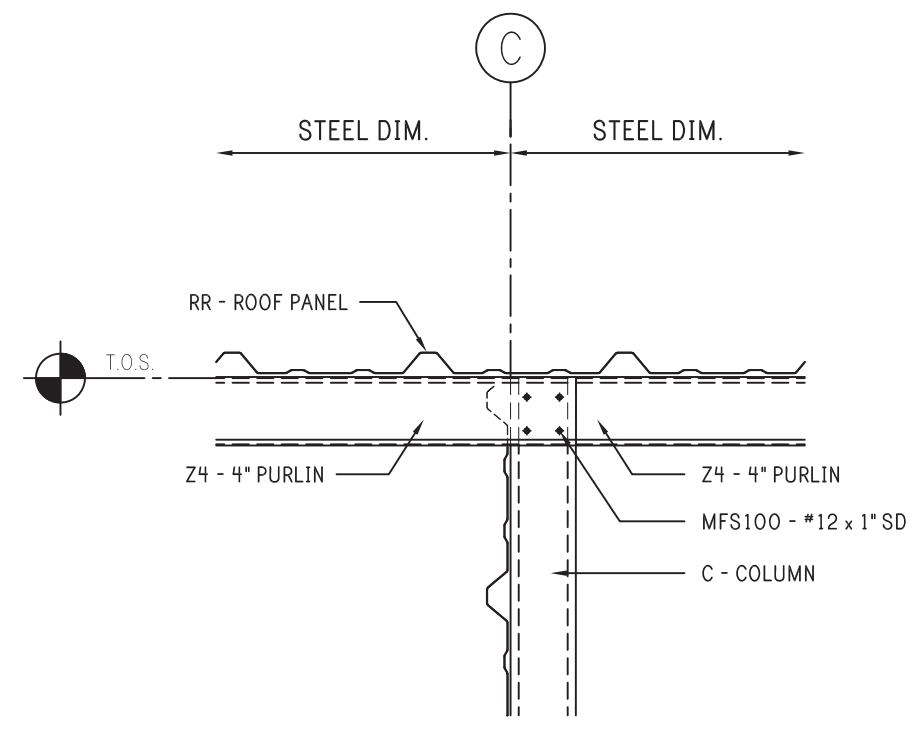
28 12" STEP AT EAVE



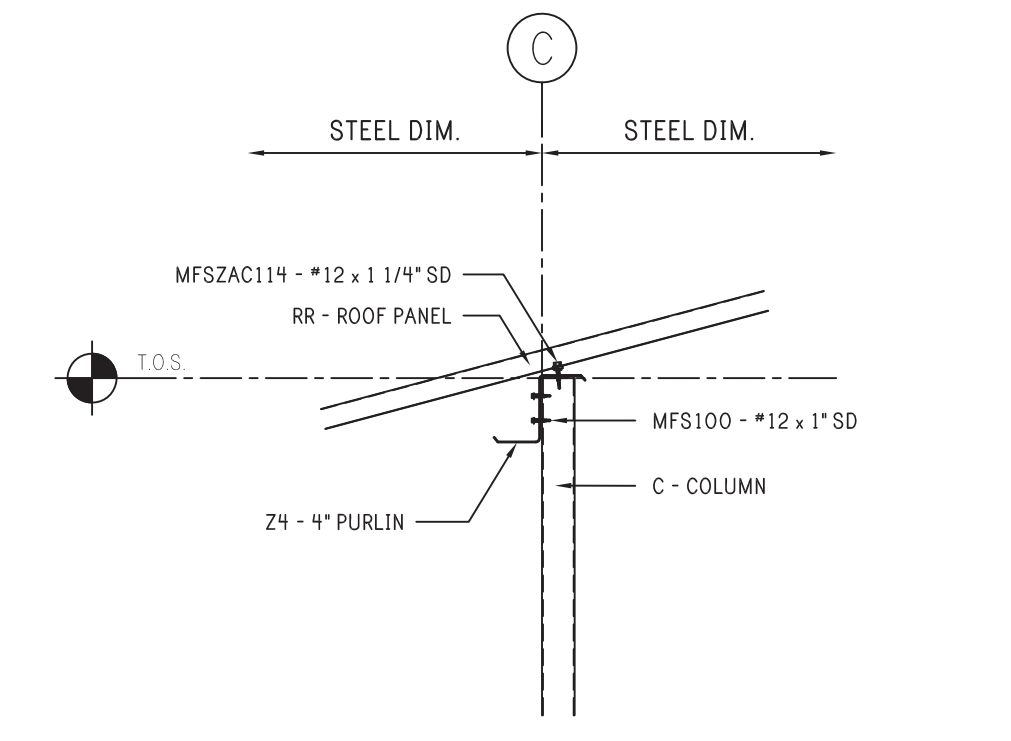
29 4" PURLIN LAP SIDE VIEW



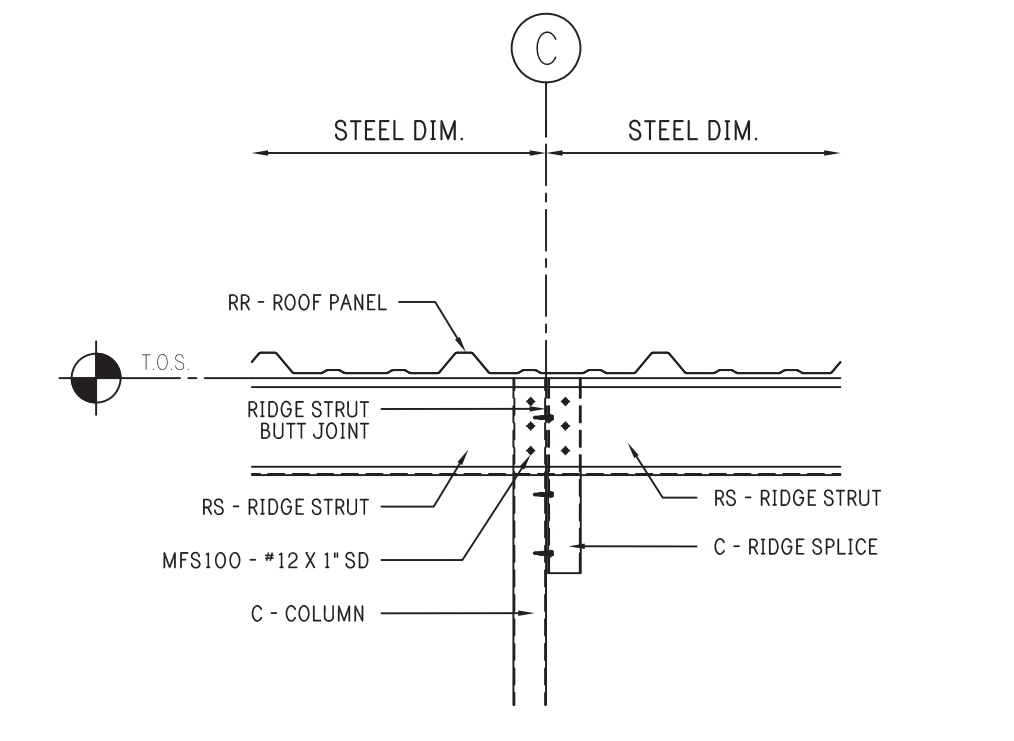
30 4" PURLIN LAP SECTION VIEW



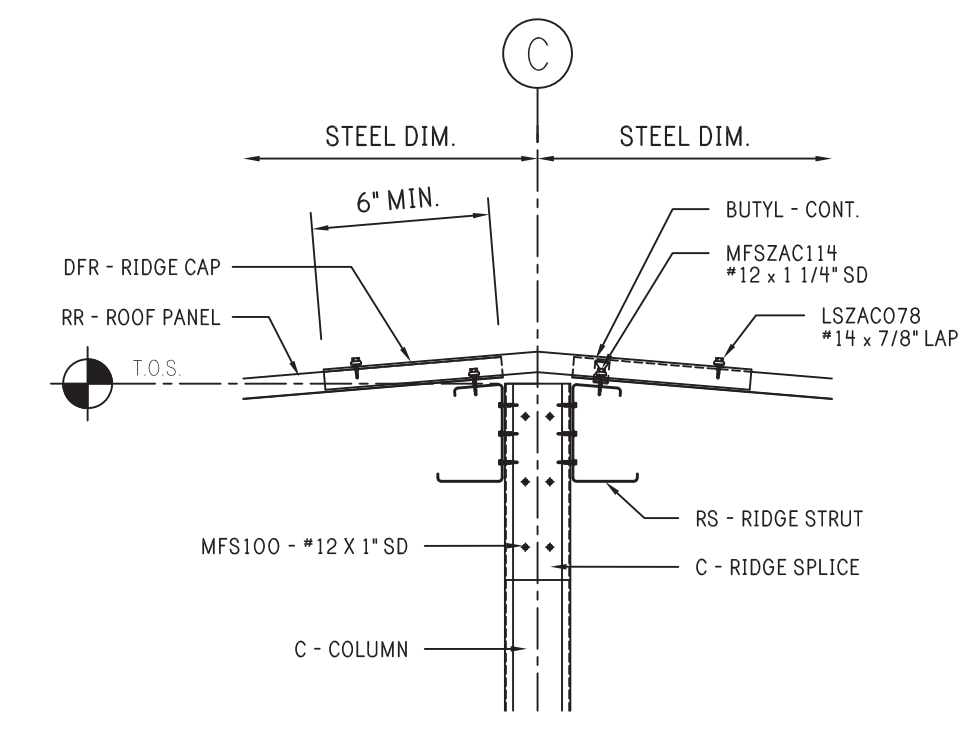
31 4" PURLIN SIDE VIEW



32 4" PURLIN SECTION VIEW



33 STRUT SPLICE - SIDE



34 STRUT SPLICE - SECTION

Notes:



REV:	DESCRIPTION:	BY:	DATE:
	CONSTRUCTION ISSUE		

R & D Drafting, Inc.
 42801 S. 654 Rd.
 Jay, Oklahoma 74346
 Phone: 918-314-5328

PEAK STEEL
 CLIENT: P.O. BOX 1275
 Madison, GA 30650
 Phone: (844) 333-7325
 Fax: (706) 343-1968

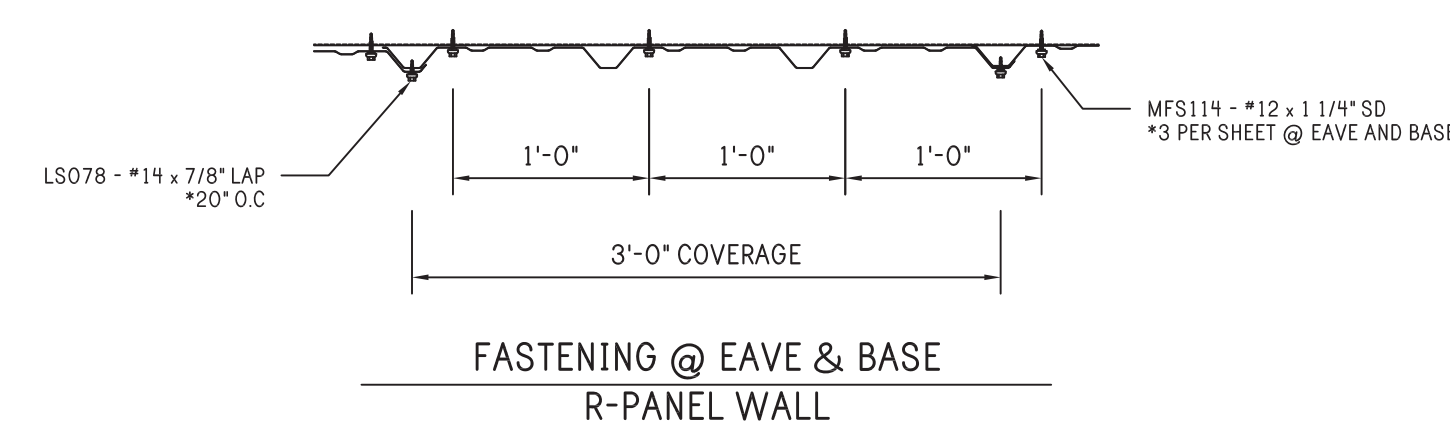
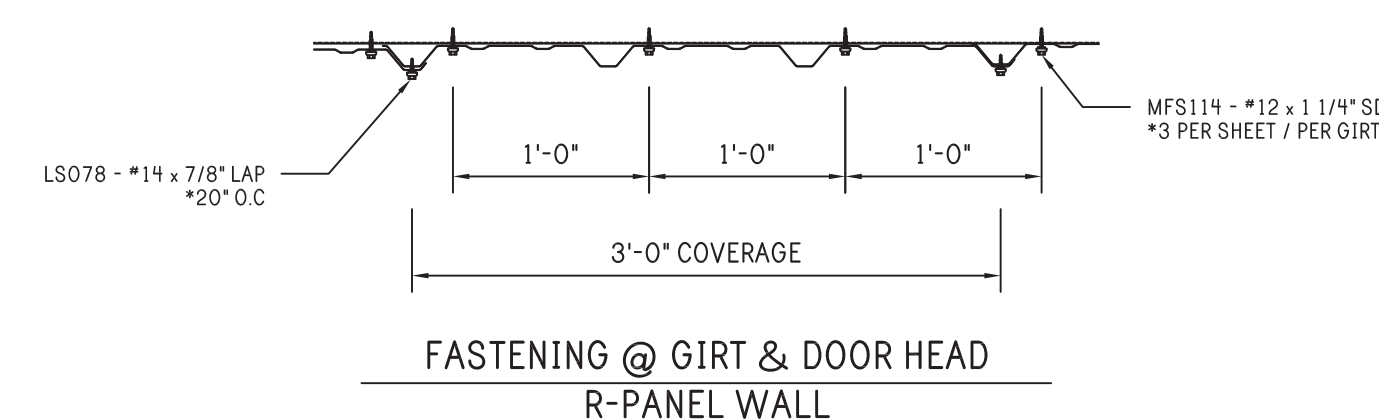
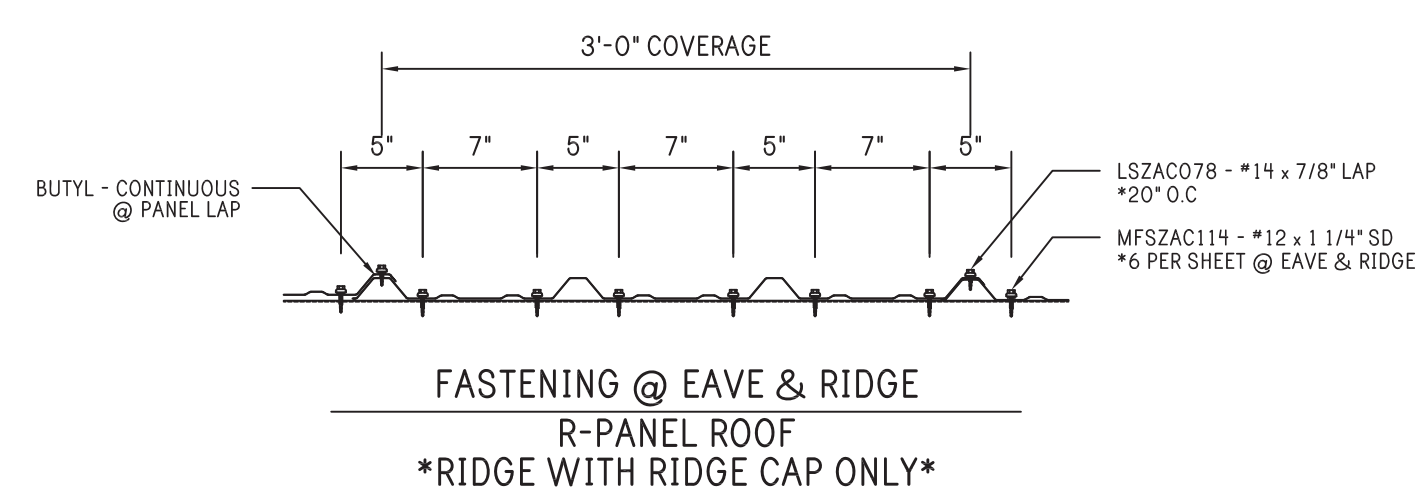
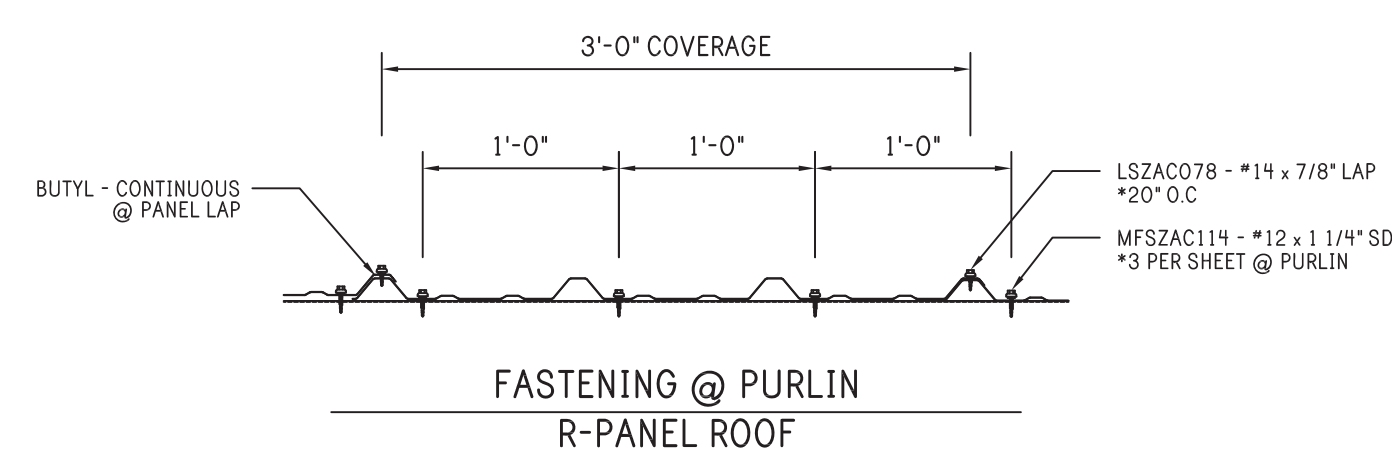
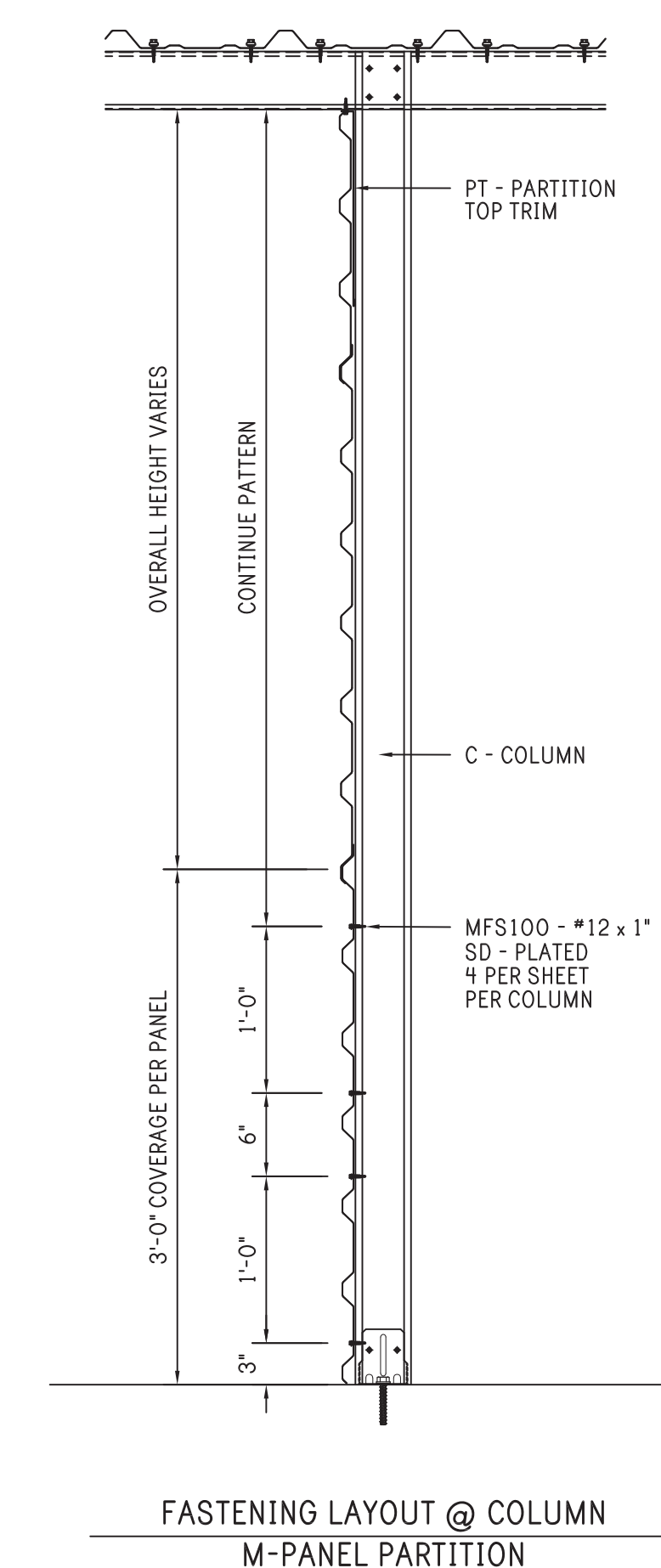
SITE: 78 PINEY GROVE RAWLS ROAD
 FUQUAY VARINA, NC 27526
 TITLE: 30' x 165' x 8'-6"
 JOB NO: 7116-24390 DATE: 12/07/20 DRAWN: JSG CHECKED: DSM
 SHEET NO: 7.1 of 8 DRAWING NO: RD080B20 REVISION:

RAFTER & ATTACHMENT DETAILS

Notes:

ERECTOR NOTE

TOP PARTITION PANEL MAY BE BACK LAPPED AS NEEDED.
TOP TRIM IS USED TO FINISH OFF TO THE BOTTOM OF THE PURLIN.



ATTACHMENT DETAILS



REV:	DESCRIPTION:	BY:	DATE:
STATUS:	CONSTRUCTION ISSUE		

R & D Drafting, Inc.
42801 S. 654 Rd.
Jay, Oklahoma 74346
Phone: 918-314-5328

PEAK STEEL
CLIENT: P.O. BOX 1275
Madison, GA 30650
Phone: (844) 333-7325
Fax: (706) 343-1968

SITE: 78 PINEY GROVE RAWLS ROAD
FUQUAY VARINA, NC 27526

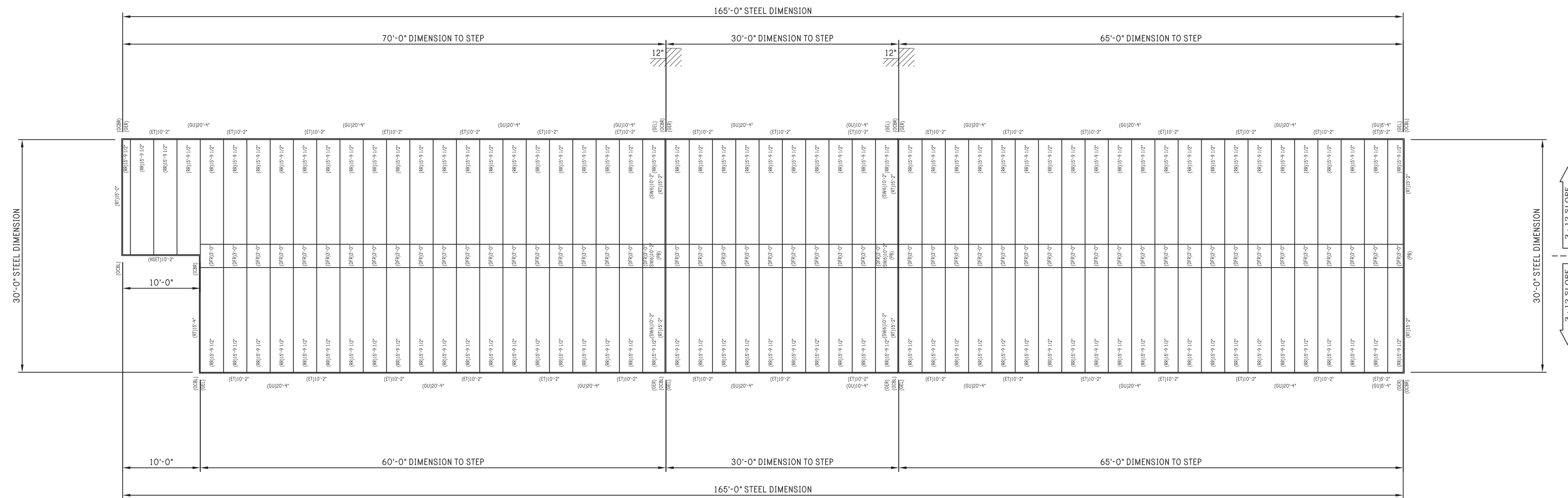
TITLE: **30' x 165' x 8'-6"**

JOB NO: 7116-24390	DATE: 12/07/20	DRAWN: JSG	CHECKED: DSM
SHEET NO: 7.2 of 8	DRAWING NO: RD080B20	REVISION:	

Notes:

CLOSURE NOTE

- (108) INSIDE CLOSURES INCLUDED FOR LOW EAVE
- (18) INSIDE CLOSURES INCLUDED FOR BASE OF EXTERIOR WALL PANELS.
- (20) OUTSIDE CLOSURES INCLUDED FOR RAKE
- (8) OUTSIDE CLOSURES INCLUDED FOR ROOF AND WALL OF HIGH EAVE.



ROOF PLAN



REV:	DESCRIPTION:	BY:	DATE:
STATUS:	CONSTRUCTION ISSUE		

R & D Drafting, Inc.
 42801 S. 654 Rd.
 Jay, Oklahoma 74346
 Phone: 918-314-5328

PEAK STEEL
 CLIENT: P.O. BOX 1275
 Madison, GA 30650
 Phone: (844) 333-7325
 Fax: (706) 343-1968

SITE: 78 PINEY GROVE RAWLS ROAD
 FUYQUAY VARINA, NC 27526

TITLE: 30' x 165' x 8'-6"

JOB NO: 7116-24390	DATE: 12/07/20	DRAWN: JSG	CHECKED: DSM
SHEET NO: 8 of 8	DRAWING NO: RD080B20	REVISION:	

DRAWING NOTE

APPROVAL OF THESE DRAWINGS INDICATES THAT THEY HAVE BEEN INTERPRETED CORRECTLY AND HAVE APPLIED THE REQUIREMENTS OF THE CONTRACTS DRAWINGS AND SPECIFICATIONS.

WHERE DISCREPANCIES EXIST BETWEEN THESE DRAWINGS AND THE DRAWINGS FOR OTHER TRADES, THE STRUCTURAL STEEL DRAWINGS SHALL GOVERN.

DESIGN NOTE

DESIGN OF ANY MATERIALS IN THE STRUCTURE, WHICH ARE NOT FURNISHED BY THE MANUFACTURER, ARE THE RESPONSIBILITY OF THE CONTRACTOR AND ENGINEERS OTHER THAN THE MANUFACTURER, UNLESS SPECIFICALLY INDICATED.

INSTALLATION NOTES

- * FIELD CUTTING OF COMPONENTS IS REQUIRED FOR FITMENT.
- * ROOF PANEL LAPS MUST BE SEALED WITH MASTIC TAPE (PROVIDED).
- * PANELS AND TRIM ARE RECOMMENDED TO BE SET 1/8" ABOVE CONCRETE SURFACE.
- * FLASHING MUST BE LAPPED A MINIMUM 2" AND SEALED AS NEEDED FOR WATER RESISTANCE.
- * ALLOW 1/2" TOLERANCE FOR GIRTS AND HEADERS

BUILDING LAYOUT

WIDTH (ft.): 30
 LENGTH (ft.): 170
 EAVE HEIGHT (ft.): 8.5 / 8.5
 ROOF SLOPE (Rise/12): 3.00 / 3.00

PANEL SELECTION

ROOF: SSX 26 Ga. (w/Condenstop)
 WALL: SSX 26 Ga.
 PARTITION: LRX 29 Ga.
 LINER: N/A

BUILDING C PINEY GROVE STORAGE 78 PINEY GROVE RAWLS ROAD FUQUAY VARINA, WAKE COUNTY NORTH CAROLINA, 27526

DRAWING SCHEDULE

1	LEAD SHEET, GENERAL NOTES, SCHEDULES
2	ELEVATION PLAN
3	SLAB PLAN & DETAILS
4	BASE PLAN & DETAILS
5	FRAMING PLAN
5.1	FRAMING DETAILS
6	PARTITION PLAN
7	RAFTER PLAN
7.1	RAFTER DETAILS
8	ROOF PLAN

BUILDING LOADS

CODE: IBC 15 - NCBC 18
 DEAD LOAD: 2.0 psf.
 COLLATERAL LOAD: 0.5 psf.
 LIVE LOAD: 20.0 psf. (MAX)
 GROUND SNOW LOAD: 15.0 psf. (MAX)
 ROOF SNOW LOAD: 12.6 psf. (MAX)
 WIND SPEED: 117 mph.
 CLOSED / OPEN: Closed
 EXPOSURE: C
 IMPORTANCE - WIND: 1.00
 IMPORTANCE - SEISMIC: 1.00
 IMPORTANCE - SNOW: 1.00
 SEISMIC CATEGORY: C
 SEISMIC COEFFICIENT: 0.28
 SEISMIC S1: 0.084
 SEISMIC Sds: 0.187
 SEISMIC Sd1: 0.134
 SEISMIC BASE SHEAR: 0.667*1.2*Fa*Ss*W/R
 INTERNAL WIND COEFFICIENT: -0.18 / +0.18
 OCCUPANCY: II - Normal

CONFIDENTIAL AND PROPRIETARY INFORMATION

THE INFORMATION AND DESIGNS CONTAINED IN THIS DRAWING ARE CONFIDENTIAL AND PROPRIETARY. NEITHER THIS DESIGN NOR ANY INFORMATION CONTAINED IN THIS DRAWING MAY BE REPRODUCED OR DISCLOSED TO OTHERS WITHOUT EXPRESS WRITTEN CONSENT.

Notes:



REV: DESCRIPTION: BY: DATE:
 STATUS: CONSTRUCTION ISSUE

STANDARD ABBREVIATIONS

AFF	ABOVE FINISHED FLOOR	EOS	EDGE OF SLAB	OA	OVERALL
APPR	APPROXIMATE	FBO	FURNISHED BY OTHERS	OC	ON CENTER
BLDG	BUILDING	FND	FOUNDATION	OD	OUTSIDE DIAMETER
BLK	BLOCK	FOB	FACE OF BLOCK / BRICK	OPP	OPPOSITE
BM	BEAM	FOS	FACE OF STEEL	PTN	PARTITION
BOT	BOTTOM	FT	FOOT / FEET	RAD	RADIUS
BLK	BLOCK	FTG	FOOTING	REF	REFERENCE
C/L	CENTERLINE	GA	GAUGE	REQD	REQUIRED
COL	COLUMN	GALV	GALVANIZED	REINF	REINFORCED
CLG	CEILING	GC	GENERAL CONTRACTOR	RO	ROUGH OPENING
COL	COLUMN	GRND	GROUND	SECT	SECTION
CONC	CONCRETE	GR	GRADE	SF	SQUARE FOOTAGE
CTR	CENTER	GYP	GYPSUM WALL BOARD	SIM	SIMILAR
DBL	DOUBLE	HORIZ	HORIZONTAL	SQ	SQUARE
DET	DETAIL	HT	HEIGHT	STD	STANDARD
DIA	DIAMETER	INS	INSULATION	STL	STEEL
DWG	DRAWING	INT	INTERIOR	TOB	TOP OF BEAM
DIM	DIMENSION	INFO	INFORMATION	TOC	TOP OF CONCRETE
DR	DOOR	JT	JOINT	TOS	TOP OF STEEL
EA	EACH	MAX	MAXIMUM	TOW	TOP OF WALL
CTR	ERECTION TOLERANCE	MIN	MINIMUM	TYP	TYPICAL
EJ	EXPANSION JOINT	MISC	MISCELLANEOUS	UNO	UNLESS NOTED OTHERWISE
EL	ELEVATION	MTL	METAL	VAR	VARIABLE
EXIST	EXISTING	NIC	NOT IN CONTRACT	VERT	VERTICAL
EXP	EXPANSION	NTS	NOT TO SCALE	VIF	VERIFY IN FIELD
EXT	EXTERIOR	NA	NOT APPLICABLE	WO	WITHOUT
		NO	NUMBER	WT	WEIGHT

STRUCTURAL ABBREVIATIONS

BA	BASE ANGLE	L4216 - 4" x 2" x 16 Ga. Angle
BC	BASE CHANNEL	U42516 - 4 1/8" x 2 5/8" x 16 Ga. Channel
C4	4" COLUMN	C4216 - 4" x 2" x 16 Ga. Cee
C435	4" COLUMN	C43516 - 4" x 3-1/2" x 16 Ga. Cee
DH	DOOR HEADER	C4216 - 4" x 2" x 16 Ga. Cee
DJ	DOOR JAMB	C43516 - 4" x 3 1/2" x 16 Ga. Cee
EC	EAVE CHANNEL	U42514 - 4 1/8" x 2 5/8" x 14 Ga. Channel
ES	EAVE STRUT	ES6416 - 6" x 4" x 16 Ga. Strut
FC	FLOOR CLIP	Manufactured Part
G	GIRT	C4216 - 4" x 2" x 16 Ga. Cee
HA	HALL ANGLE	L4216 - 4" x 2" x 16 Ga. Angle
JR	JACK RAFTER	C62516 - 6" x 2 1/2" x 16 Ga. Cee
M	MULLION	C12416 - 12" x 4" x 16 Ga. Cee
MCLP	MINI CLIP	Manufactured Part
PA	PARTITION ANGLE	L4216 - 4" x 2" x 16 Ga. Angle
PC	PARTITION CEE	C2218 - 2" x 2" x 18 Ga. Cee
RA	RAKE ANGLE	L4216 - 4" x 2" x 16 Ga. Angle
RC	RAKE CLIP	Manufactured Part
RS	RIDGE STRUT	RS6416 - 6" x 4" x 16 Ga. Strut
SPD	BASE ANGLE	SPD42216 - 4" x 2" x 1 1/2" Angle
Z4	4" Z PURLIN	Z42514 - 4" x 2 1/2" x 14 Ga. Zee
Z6	6" Z PURLIN	Z62516 - 6" x 2 1/2" x 16 Ga. Zee
Z8	8" Z PURLIN	Z82516 - 8" x 2 1/2" x 16 Ga. Zee
Z10	10" Z PURLIN	Z102516 - 10" x 2 1/2" x 16 Ga. Zee
Z12	12" Z PURLIN	Z122516 - 12" x 2 1/2" x 16 Ga. Zee

SHEET ABBREVIATIONS

RL	29 Ga. SSX LINER PANEL
RR	26 Ga. SSX ROOF PANEL
RW	26 Ga. SSX WALL PANEL
ML	29 Ga. LRX LINER PANEL
MW	26 Ga. LRX WALL PANEL
RML	29 Ga. REVERSE LRX LINER PANEL
RMW	26 Ga. REVERSE LRX WALL PANEL
SSR	24 Ga. SSII ROOF PANEL

SSR ABBREVIATIONS

BP7760	BACK UP PLATE
OC430	OUTSIDE CLOSURE
EP7600	EAVE PLATE - LOW
EP7616	EAVE PLATE - HIGH
FC200	FIXED CLIP - LOW
FC204	FIXED CLIP - HIGH
IC426	INSIDE CLOSURE
CS324	GUTTER STRAP
GS246	GUTTER STRAP
RP7710	RAKE PLATE - LOW
RP7720	RAKE PLATE - HIGH

TRIM ABBREVIATIONS

DFR	DIE FORMED RIDGE CAP
DJC	DOOR JAMB COVER
DS	DOWNSPOUT WITH DIVERTER
DSS	DOWNSPOUT STRAP
HC	DOOR HEADER COVER
ET	EAVE TRIM
REND	RAKE END
GS	GUTTER STRAP
HMC	HALF MULLION COVER
HSET	HIGH SIDE EAVE TRIM
HT	HEAD TRIM
IA	INSIDE ANGLE
IC	INSIDE CORNER
ICB	INSIDE CORNER BOX
ISCL	INSIDE CLOSURE
JT	JAMB TRIM
MC	MULLION COVER
OA	OUTSIDE ANGLE
OC	OUTSIDE CORNER
OCB	OUTSIDE CORNER BOX
OSCL	OUTSIDE CLOSURE
PB	PEAK BOX
PTT	PARTITION TOP TRIM
GU	GUTTER
RT	RAKE TRIM
SSC	SILICONE SEALANT CAULK
SW	SIDEWALL FLASHING
WT	WAINSCOT TRIM

FASTENER ABBREVIATIONS

SB	1/2" x 3" SCREW BOLT - DeWalt SCREW-BOLT + (PFM1411380)	BASE TO SLAB CONNECTIONS
DP	1/4" x 1 1/4" DRIVE PIN	BASE TO SLAB CONNECTIONS
MFS058NW	*10 x 5/8" SD NO WASHER	SPECIAL TRIM CONNECTIONS
MFS100	*12 x 1" SD	STRUCTURAL STEEL CONNECTIONS
MFS114	*12 x 1 1/4" SD	WALL SHEETING
MFSZAC114	*12 x 1 1/4" LONG LIFE SD	ROOF SHEETING
LS078	*14 x 7/8" LAP SCREW	WALL PANEL LAP
LSZAC078	*14 x 7/8" LONG LIFE LAP SCREW	ROOF PANEL LAP
PR	1/8" POP RIVET	TRIM CONNECTIONS
MFS0100	*17-14 x 1" SELF TAPPING	TS324 END LAP ATTACHMENT
MFS0112	1/4"-14 x 1 1/2" SD	TS324 CLIP ATTACHMENT

R & D Drafting, Inc.
 42801 S. 654 Rd.
 Jay, Oklahoma 74346
 Phone: 918-314-5328

CLIENT: P.O. BOX 1275
 Madison, GA 30650
 Phone: (844) 333-7325
 Fax: (706) 343-1968

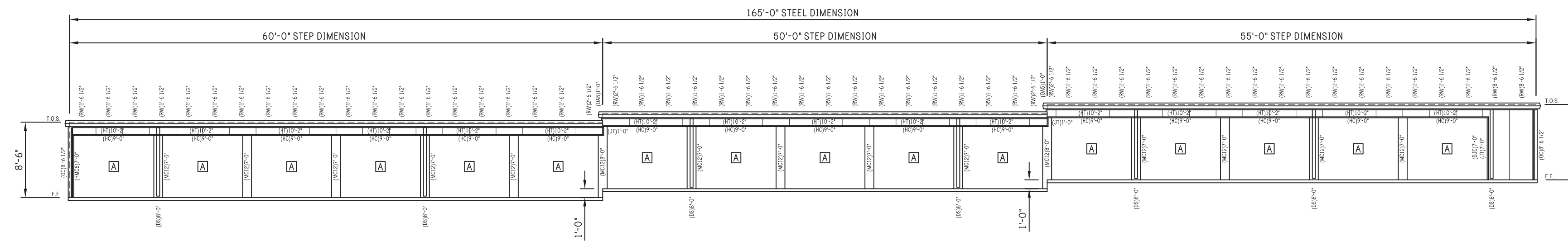
SITE: 78 PINEY GROVE RAWLS ROAD
 FUQUAY VARINA, NC 27526

TITLE: **30' x 170' x 8'-6"**

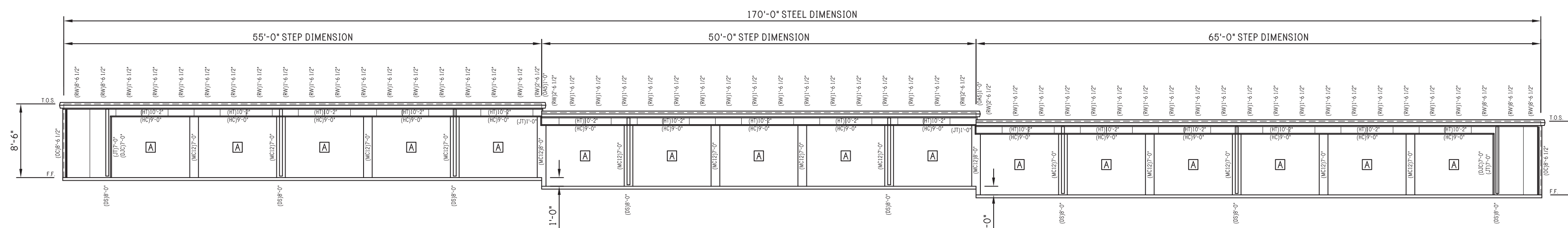
JOB NO:	DATE:	DRAWN:	CHECKED:
7116-24391	12/4/20	JSG	DSM
SHEET NO:	DRAWING NO:	REVISION:	
1 of 8	RDO80C20		

Notes:

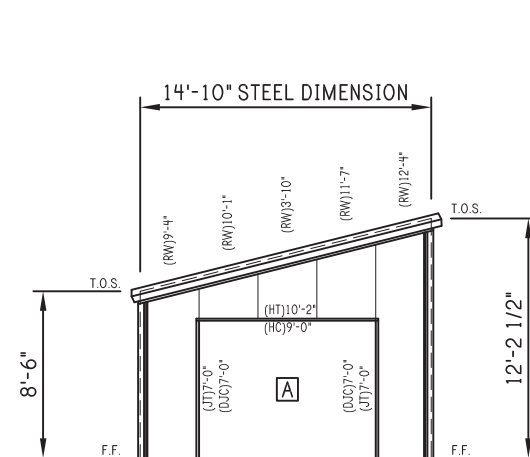
DOOR SCHEDULE	
[A]	(36) EACH 9'-0" X 7'-0" ROLL-UP DOOR



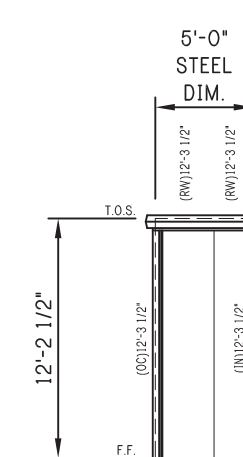
FRONT ELEVATION



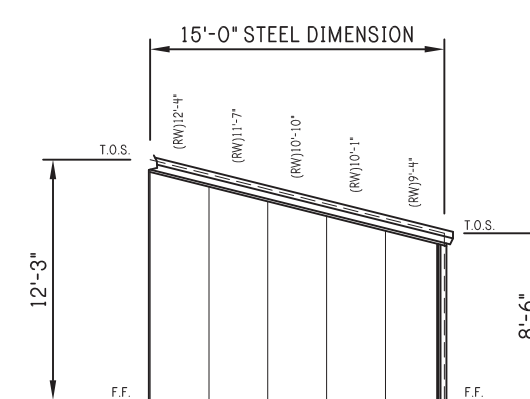
REAR ELEVATION



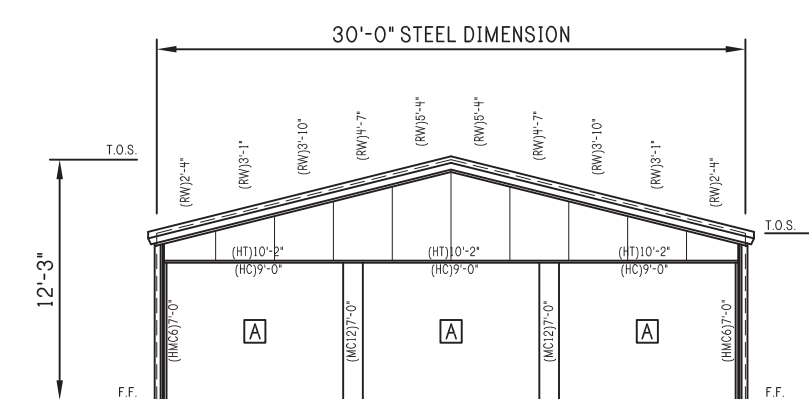
LEFT ELEVATION



FRONT ELEVATION



LEFT ELEVATION



RIGHT ELEVATION

ELEVATION PLAN



REV:	DESCRIPTION:	BY:	DATE:
	CONSTRUCTION ISSUE		

R & D Drafting, Inc.
 42801 S. 654 Rd.
 Jay, Oklahoma 74346
 Phone: 918-314-5328



CLIENT:
 P.O. BOX 1275
 Madison, GA 30650
 Phone: (844) 333-7325
 Fax: (706) 343-1968

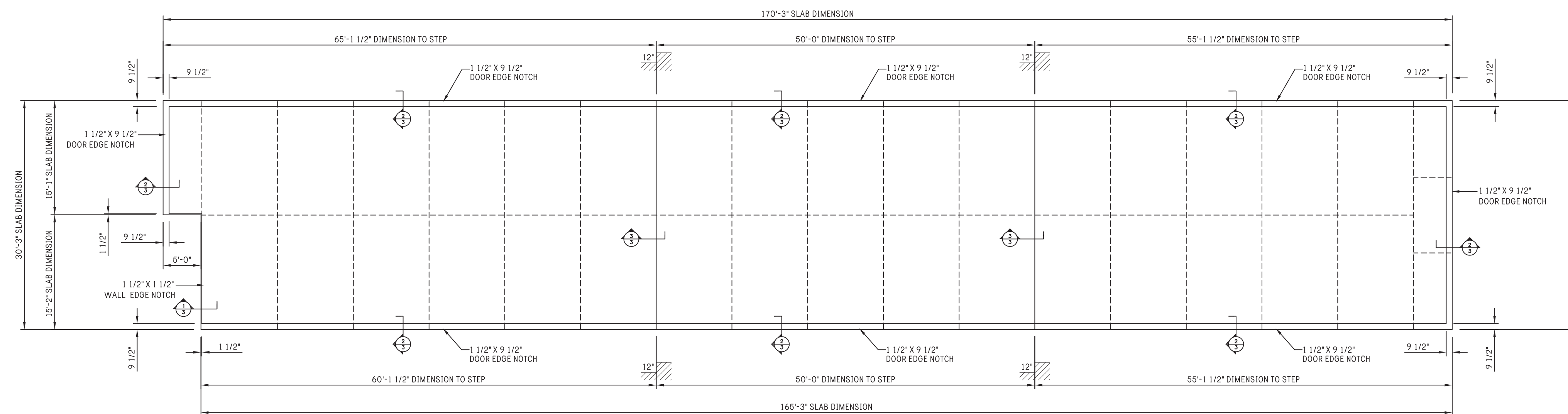
SITE: 78 PINEY GROVE RAWLS ROAD
 FUQUAY VARINA, NC 27526

TITLE: **30' x 170' x 8'-6"**

JOB NO:	DATE:	DRAWN:	CHECKED:
7116-24391	12/4/20	JSG	DSM
SHEET NO:	DRAWING NO:	REVISION:	
2 of 8	RD080C20		

Notes:

- FOUNDATION DESIGN AND CONSTRUCTION ARE NOT THE RESPONSIBILITY OF THE BUILDING MANUFACTURER.
- THE BUILDING REACTION DATA REPORTS THE LOADS WHICH THIS BUILDING PLACES UPON THE FOUNDATION.



SLAB PLAN



REV:	DESCRIPTION:	BY:	DATE:
STATUS:		CONSTRUCTION ISSUE	

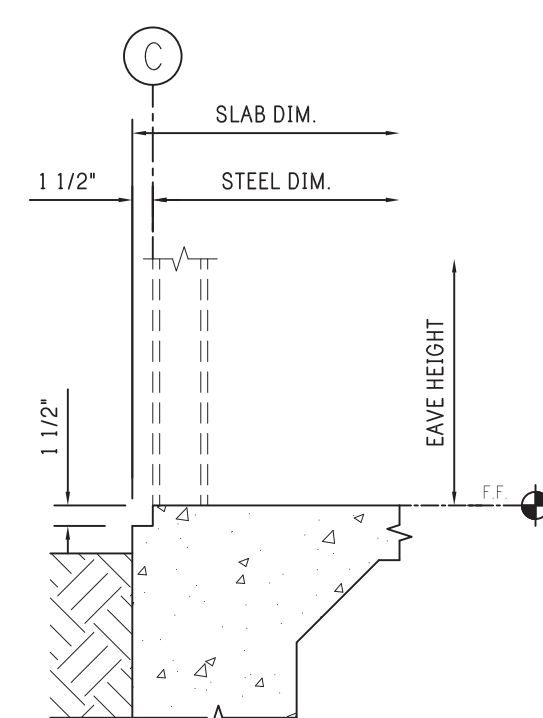
R & D Drafting, Inc.
 42801 S. 654 Rd.
 Jay, Oklahoma 74346
 Phone: 918-314-5328

PEAK STEEL
 CLIENT: P.O. BOX 1275
 Madison, GA 30650
 Phone: (844) 333-7325
 Fax: (706) 343-1968

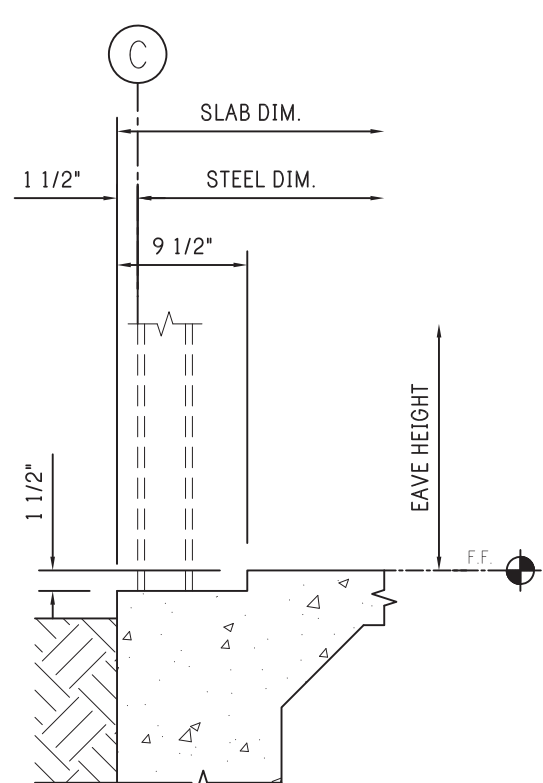
SITE: 78 PINEY GROVE RAWLS ROAD
 FUQUAY VARINA, NC 27526

TITLE: 30' x 170' x 8'-6"

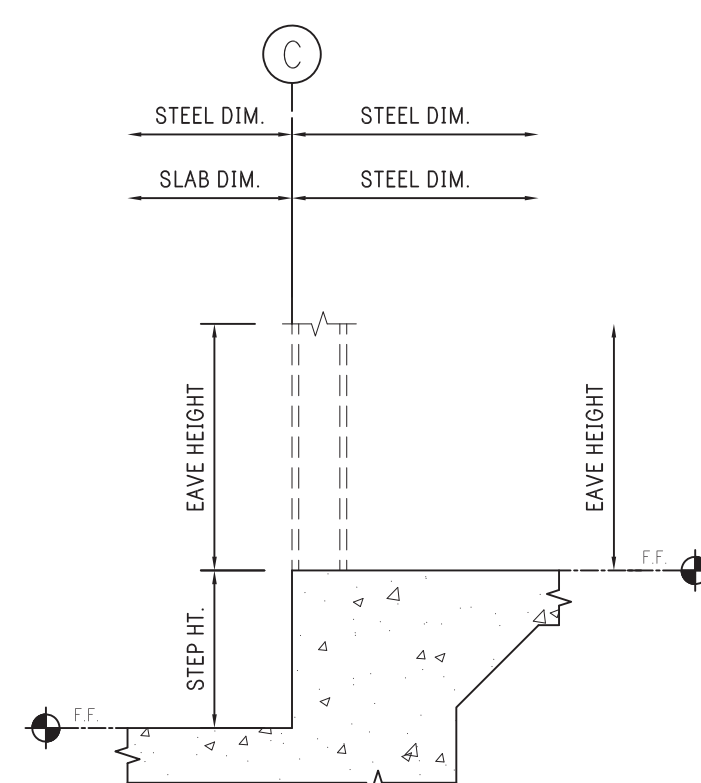
JOB NO: 7116-24391	DATE: 12/4/20	DRAWN: JSG	CHECKED: DSM
SHEET NO: 3 of 8	DRAWING NO: RD080C20	REVISION:	



1 SLAB NOTCH - WALL EDGE
1-1/2" x 1 1/2" NOTCH

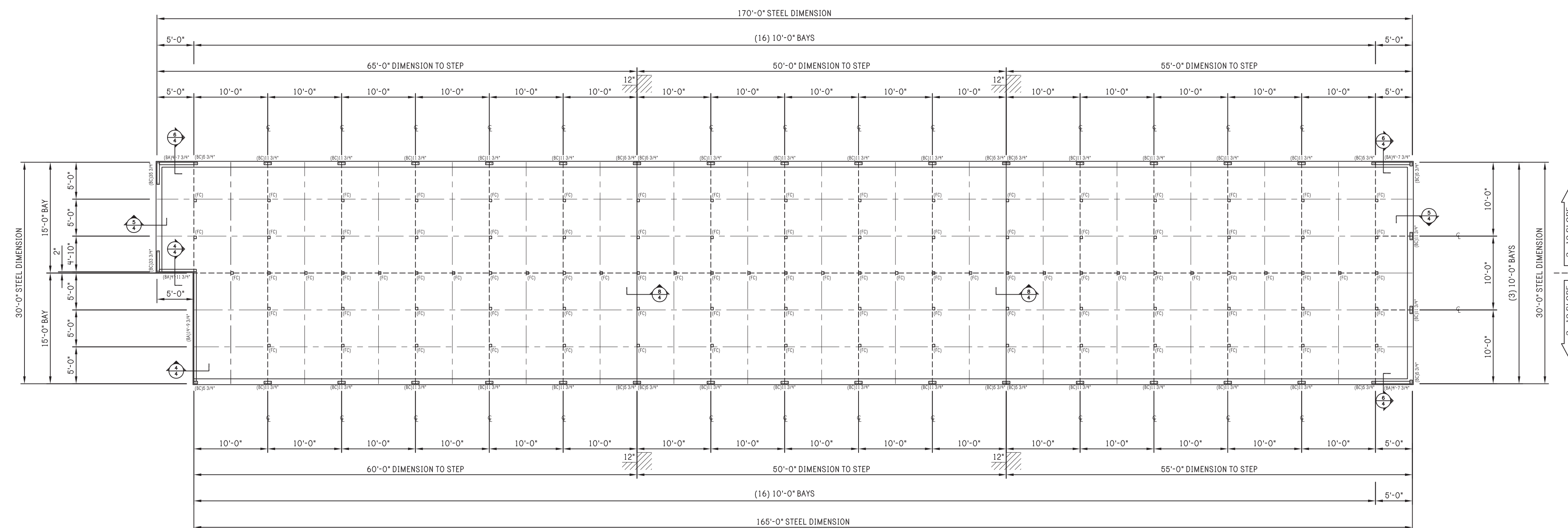


2 SLAB NOTCH - DOOR EDGE
1-1/2" x 9 1/2" NOTCH



3 SLAB STEP

Notes:



FLOOR PLAN



REV:	DESCRIPTION:	BY:	DATE:
STATUS: CONSTRUCTION ISSUE			

R & D Drafting, Inc.
 42801 S. 654 Rd.
 Jay, Oklahoma 74346
 Phone: 918-314-5328

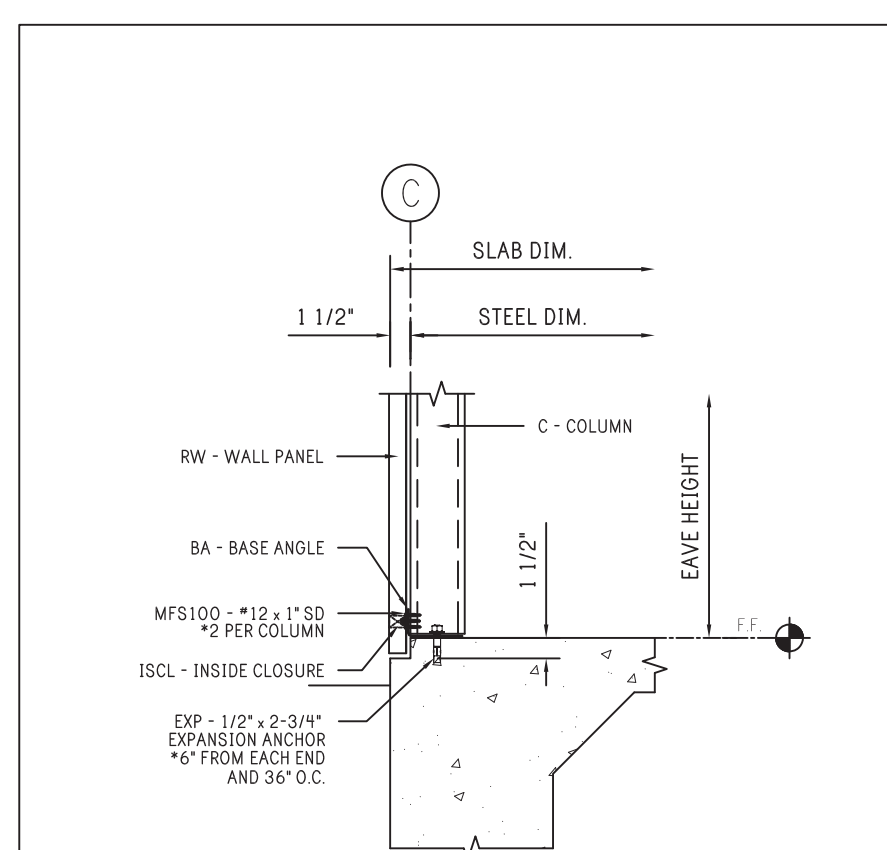


CLIENT: P.O. BOX 1275
 Madison, GA 30650
 Phone: (844) 333-7325
 Fax: (706) 343-1968

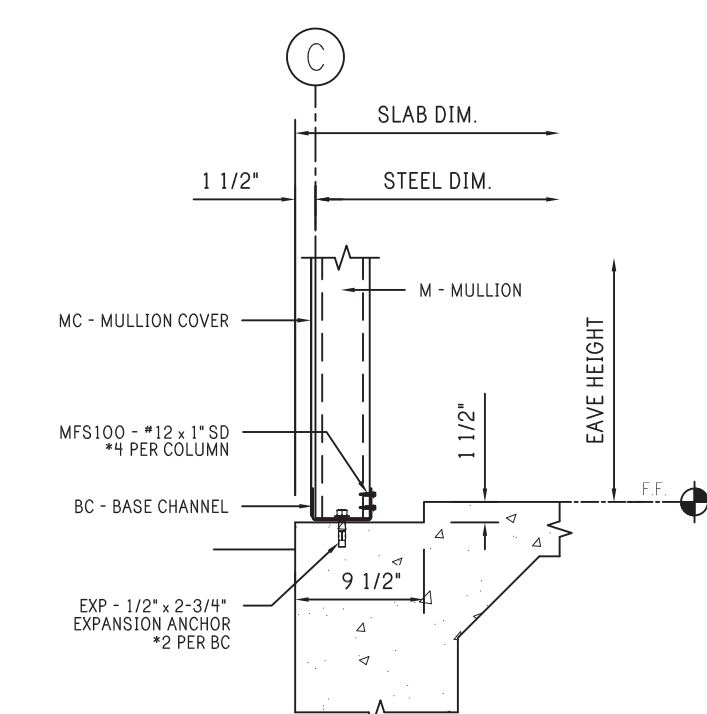
SITE: 78 PINEY GROVE RAWLS ROAD
 FUQUAY VARINA, NC 27526

TITLE: 30' x 170' x 8'-6"

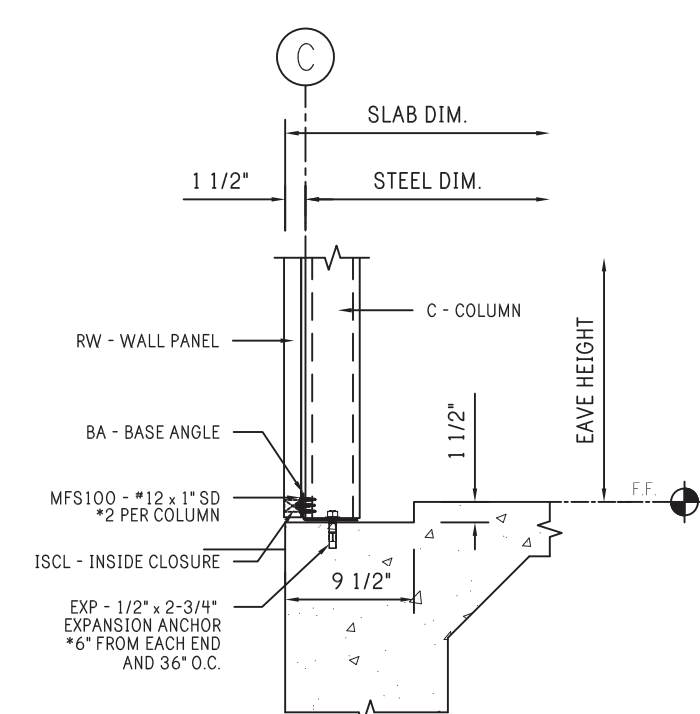
JOB NO: 7116-24391	DATE: 12/4/20	DRAWN: JSG	CHECKED: DSM
SHEET NO: 4 of 8	DRAWING NO: RD080C20	REVISION:	



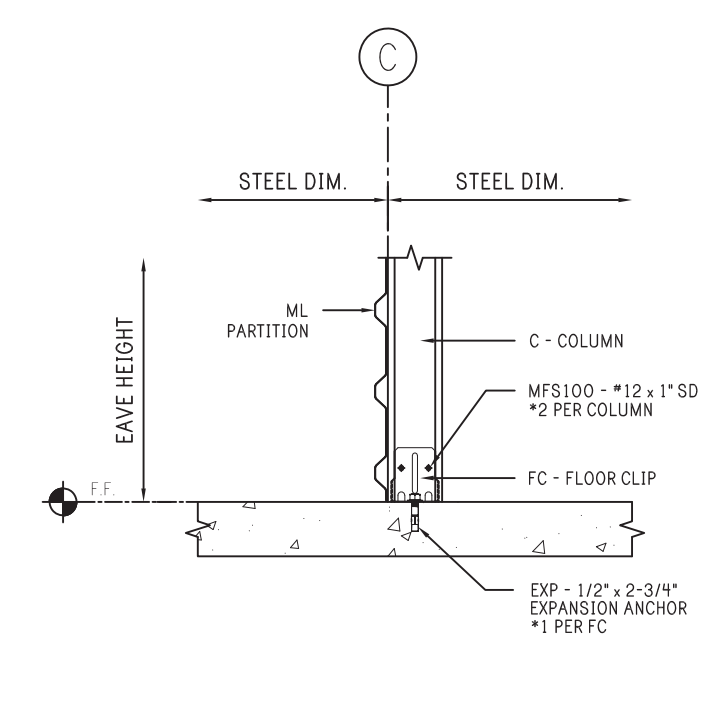
4 BASE ANGLE - WALL EDGE



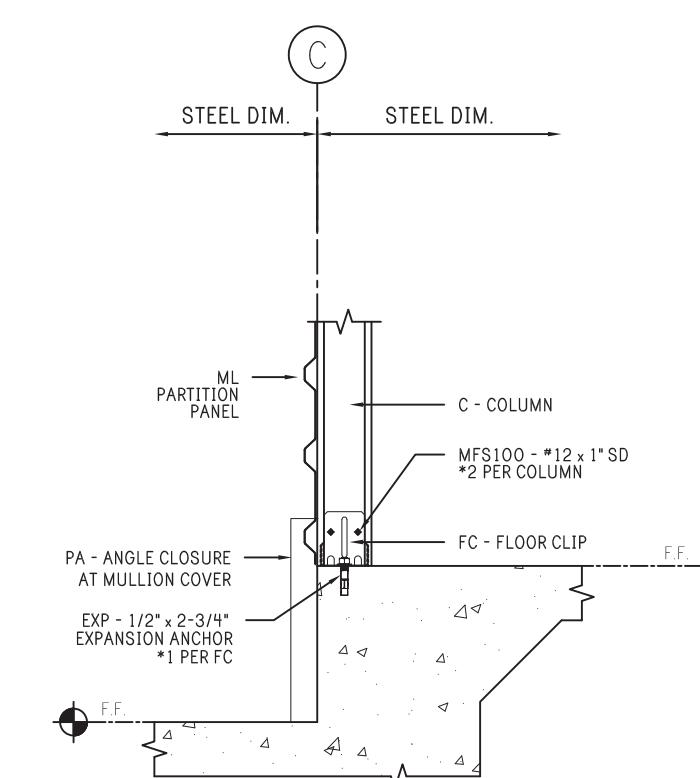
5 BASE CHANNEL - DOOR EDGE



6 BASE ANGLE - DOOR EDGE AT SHEETED WALL



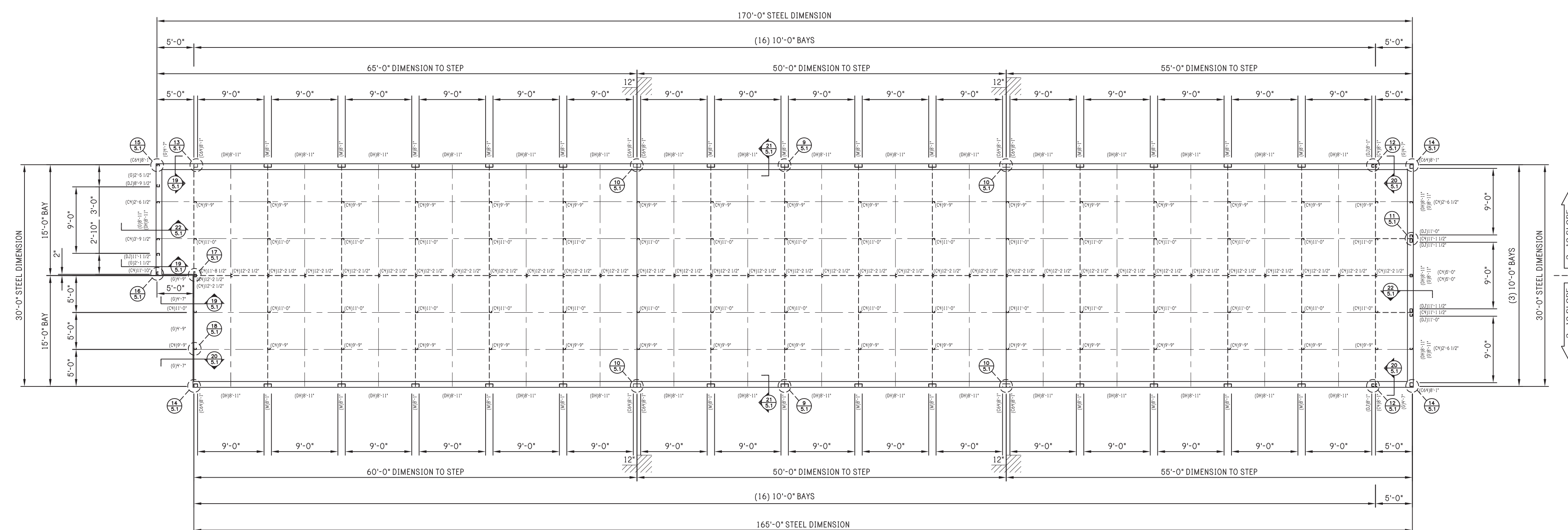
7 COLUMN - FLOOR CLIP



8 FLOOR CLIP - SLAB STEP

Notes:

1. COLUMN SPACING IS ON 5'-0" GRID UNLESS OTHERWISE NOTED. SEE DETAILS FOR COLUMN PLACEMENT.



FRAMING PLAN



REV:	DESCRIPTION:	BY:	DATE:
STATUS:	CONSTRUCTION ISSUE		

R & D Drafting, Inc.
 42801 S. 654 Rd.
 Jay, Oklahoma 74346
 Phone: 918-314-5328

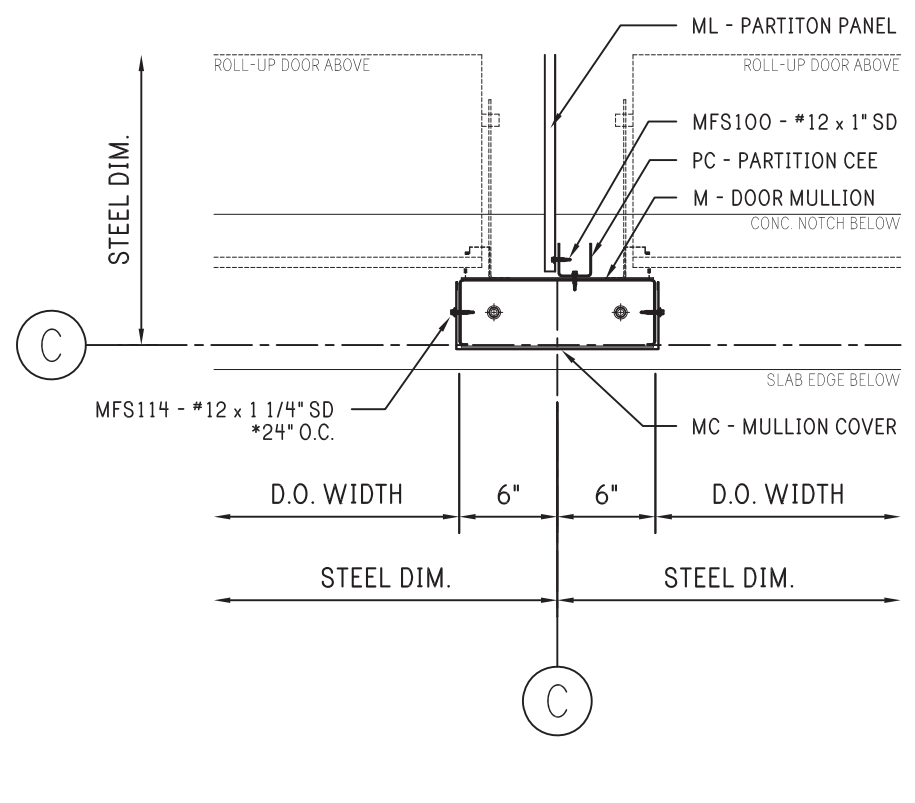
PEAK STEEL
 CLIENT: P.O. BOX 1275
 Madison, GA 30650
 Phone: (844) 333-7325
 Fax: (706) 343-1968

SITE: 78 PINEY GROVE RAWLS ROAD
 FUQUAY VARINA, NC 27526

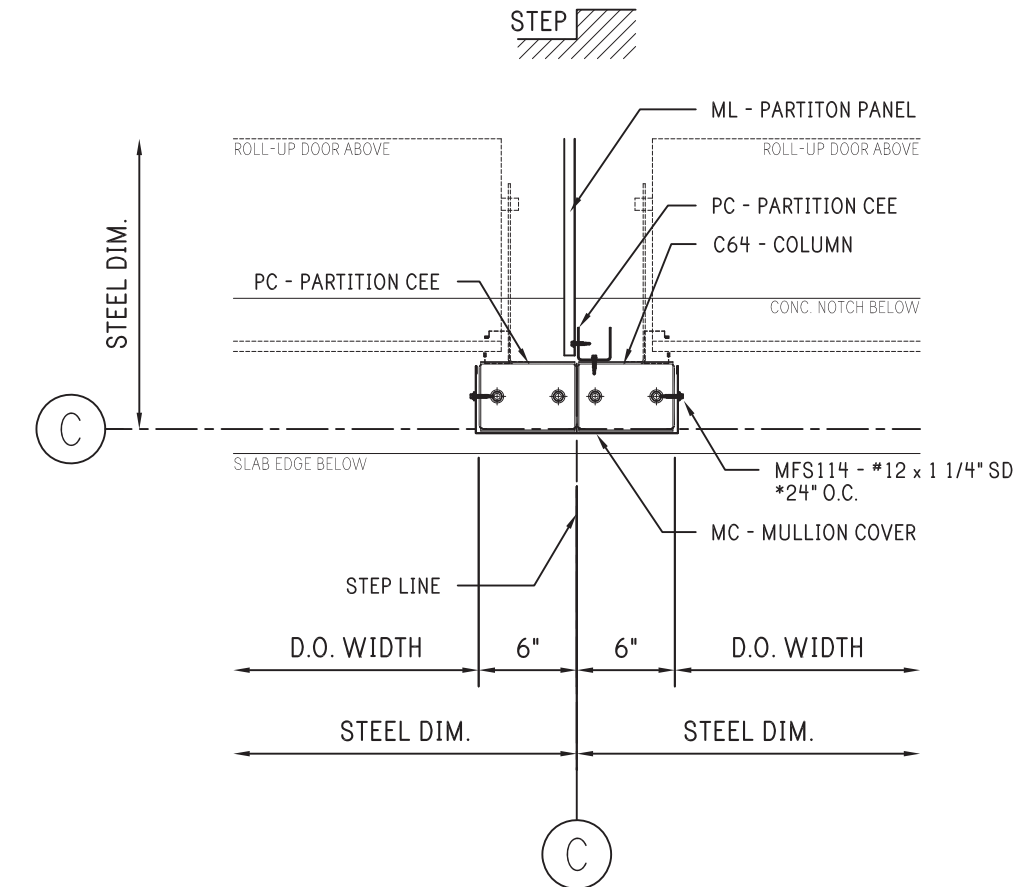
TITLE: 30' x 170' x 8'-6"

JOB NO: 7116-24391	DATE: 12/4/20	DRAWN: JSG	CHECKED: DSM
SHEET NO: 5 of 8	DRAWING NO: RD080C20	REVISION:	

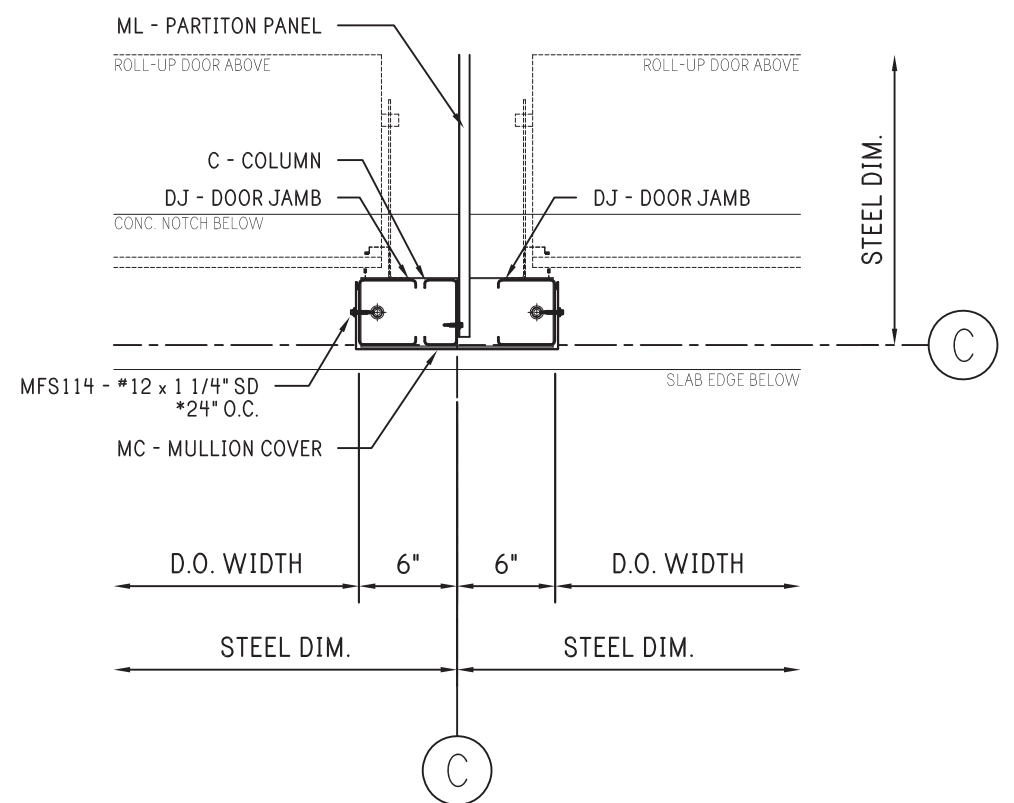
Notes:



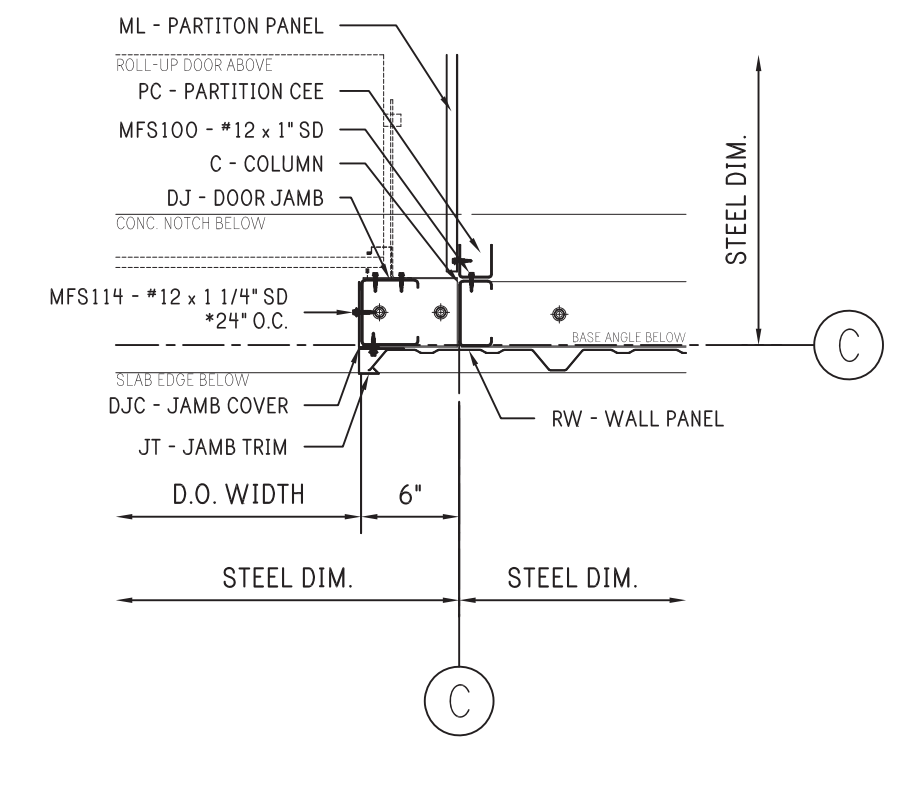
9 12" DOOR MULLION



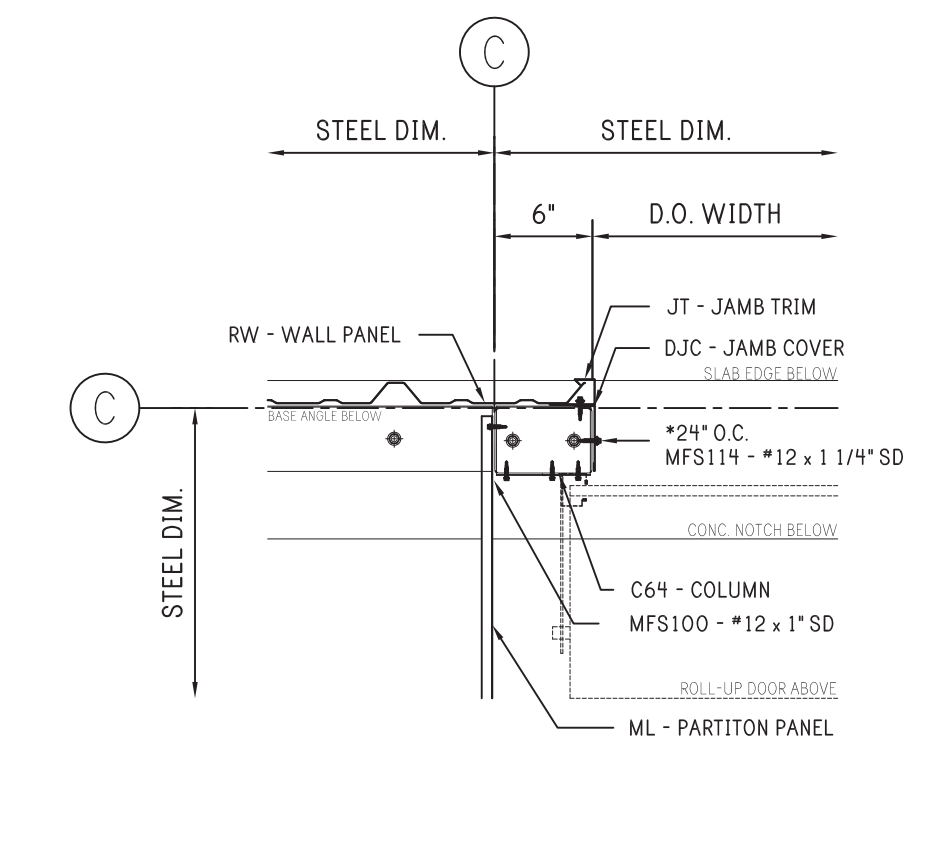
10 12" DOOR MULLION AT SLAB STEP



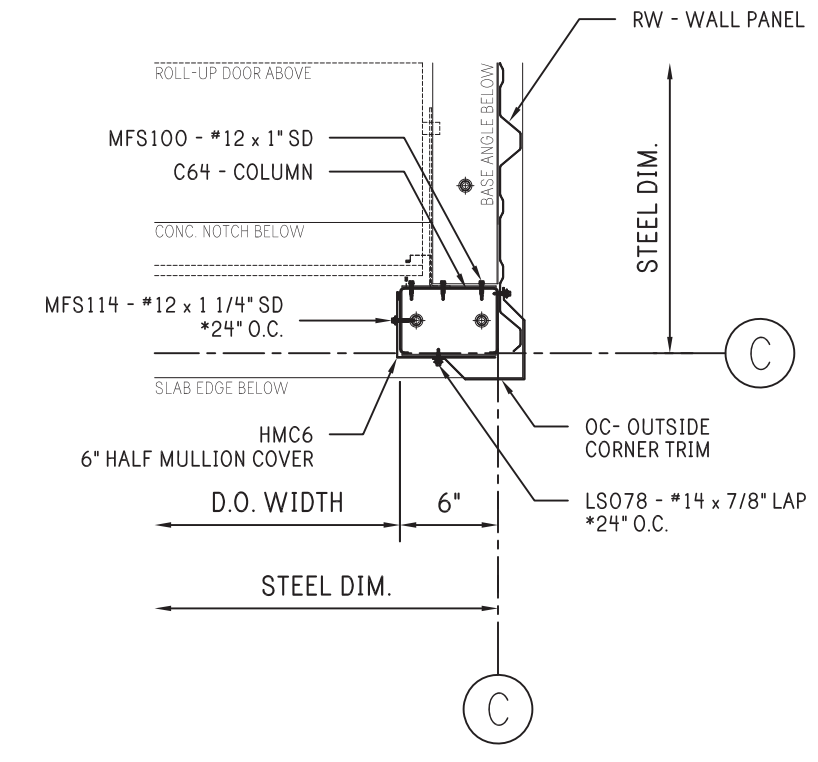
11 12" DOOR MULLION AT END WALL



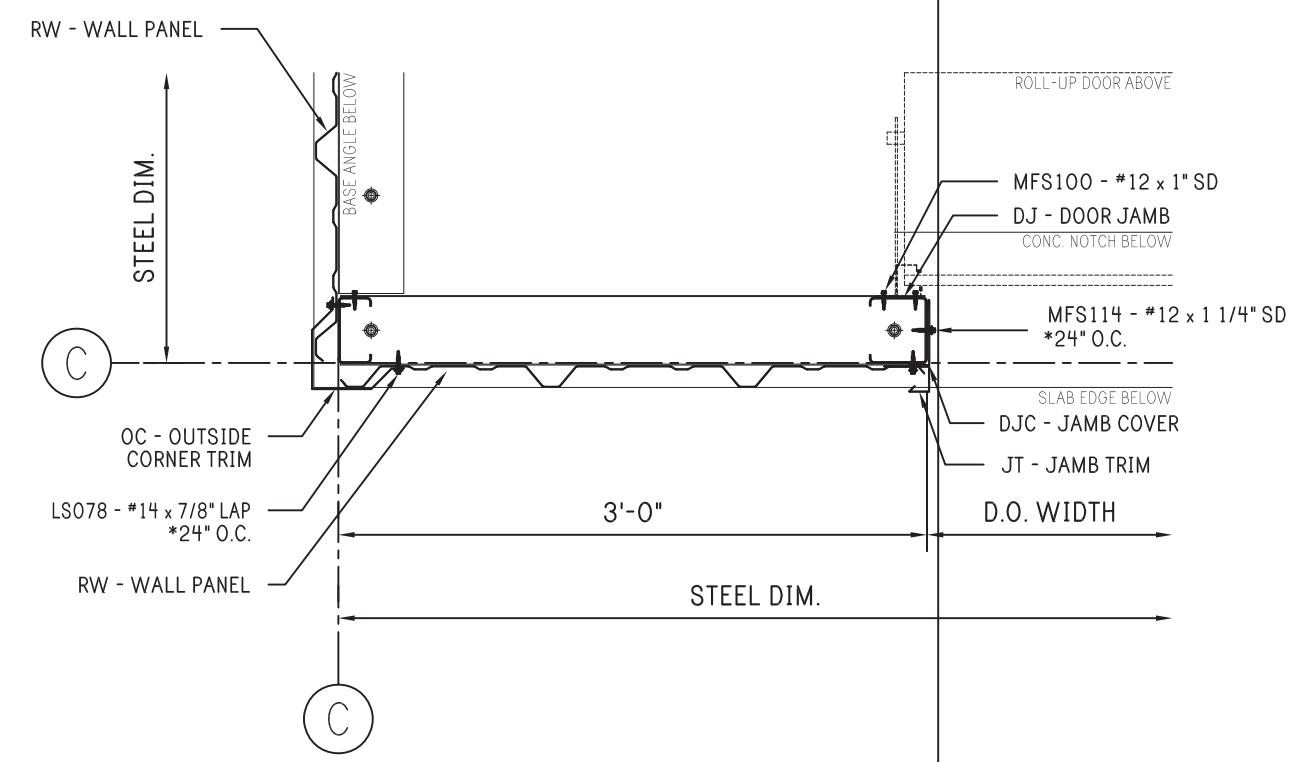
12 6" DOOR JAMB AT PANEL WALL



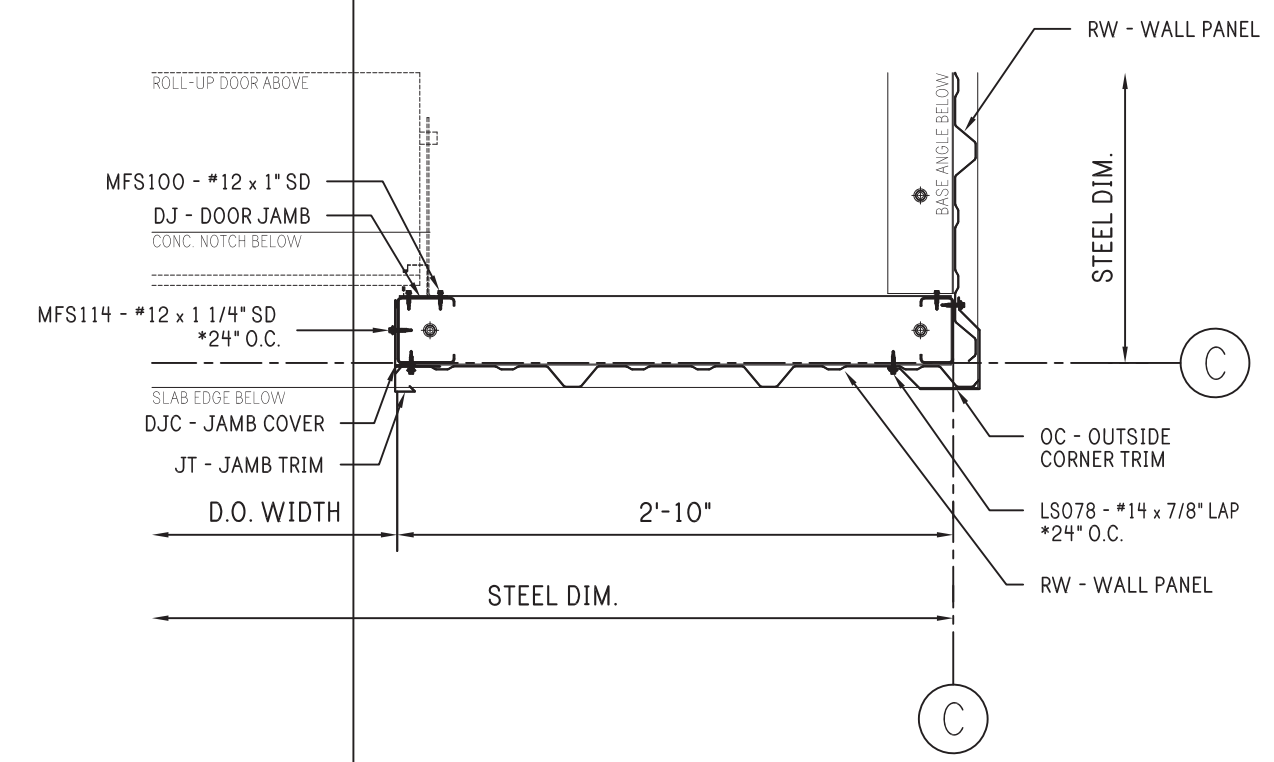
13 6" DOOR JAMB AT PANEL WALL



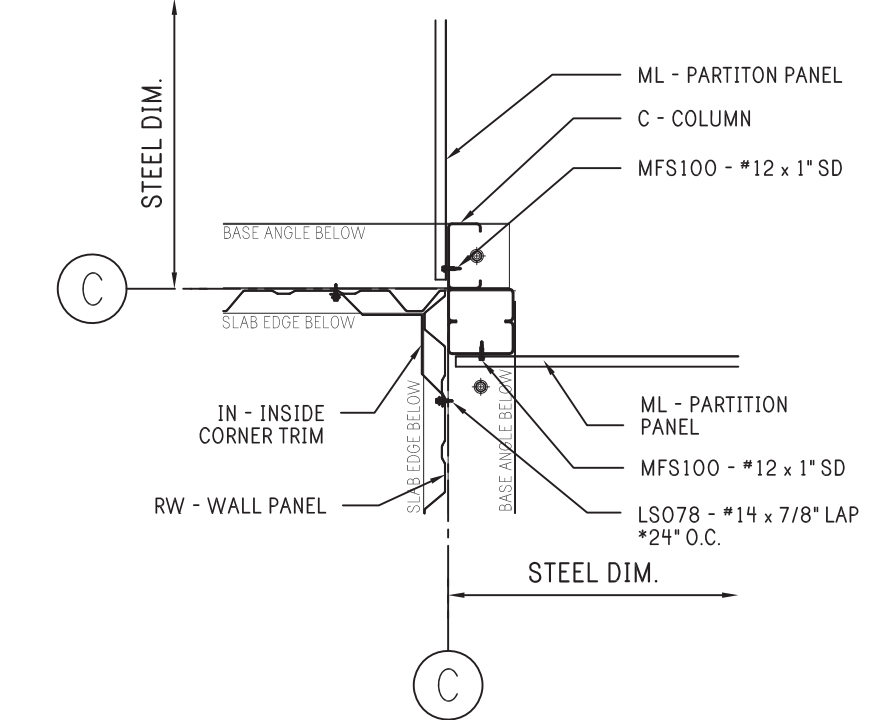
14 6" DOOR JAMB AT CORNER



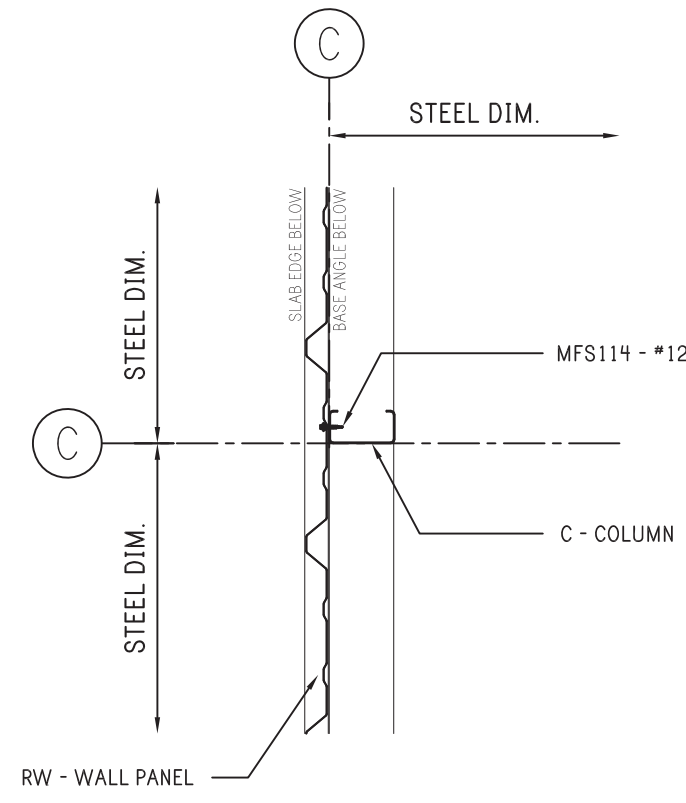
15 36" DOOR JAMB AT CORNER



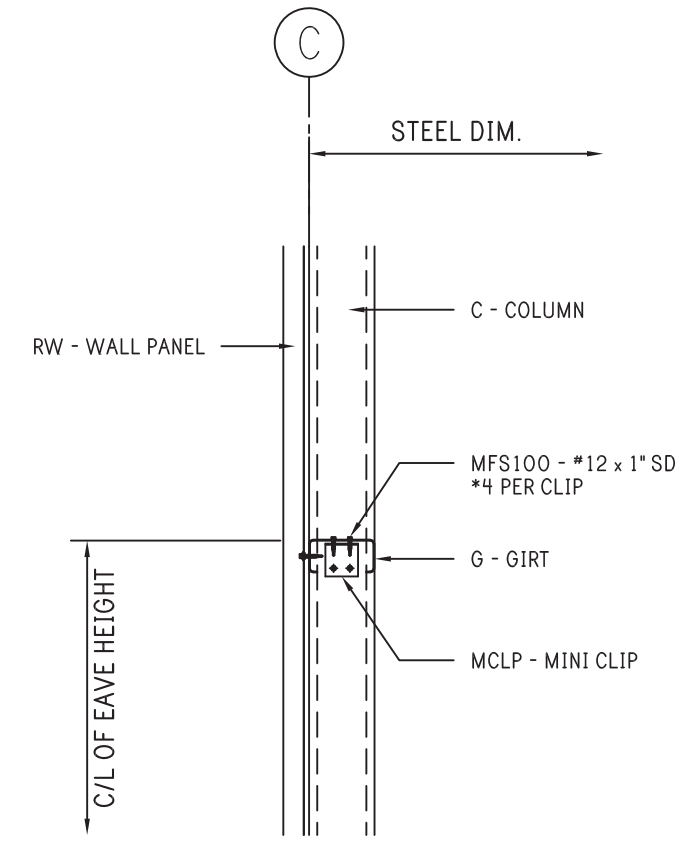
16 34" DOOR JAMB AT CORNER



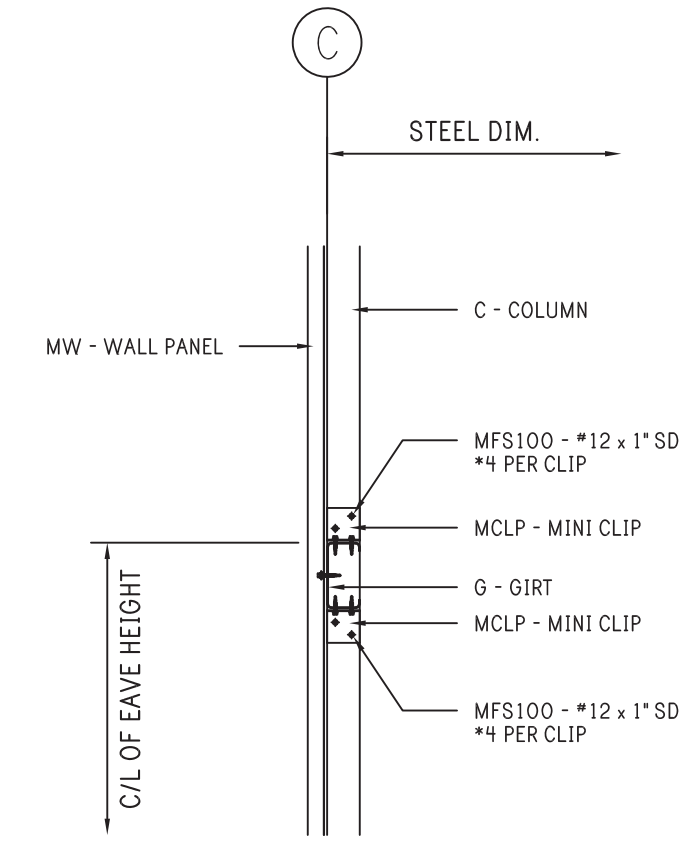
17 INSIDE CORNER



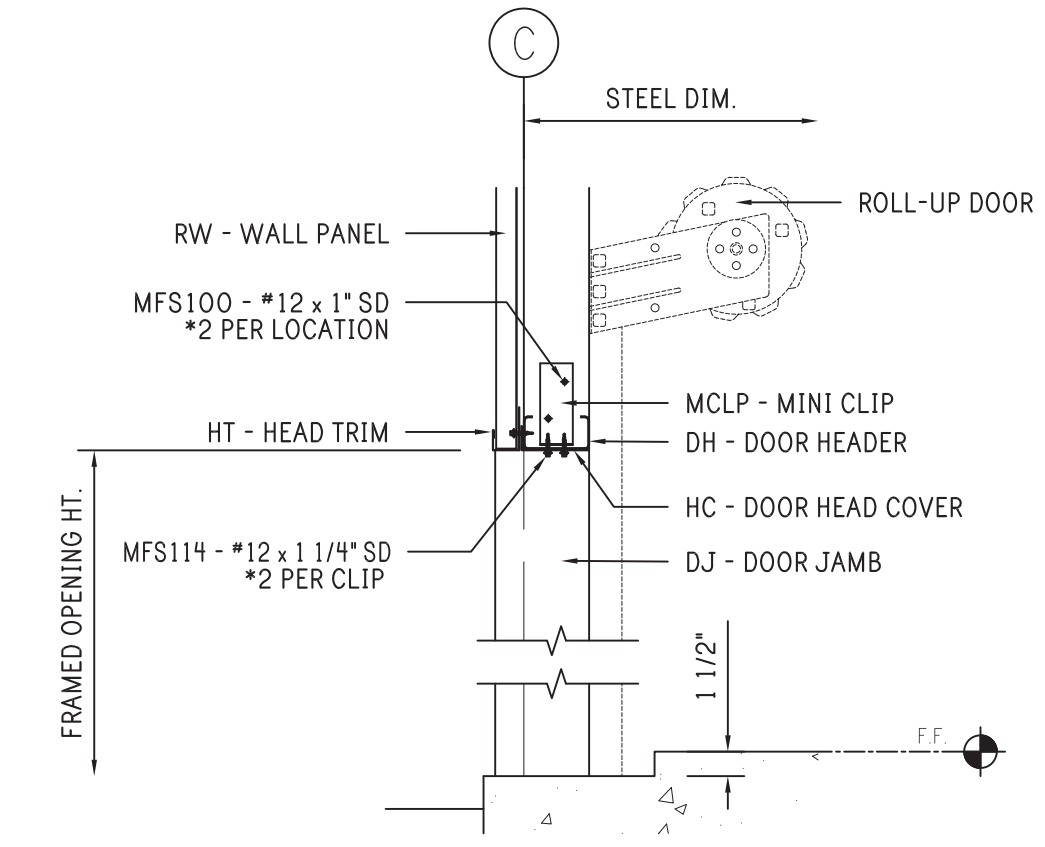
18 COLUMN AT WALL



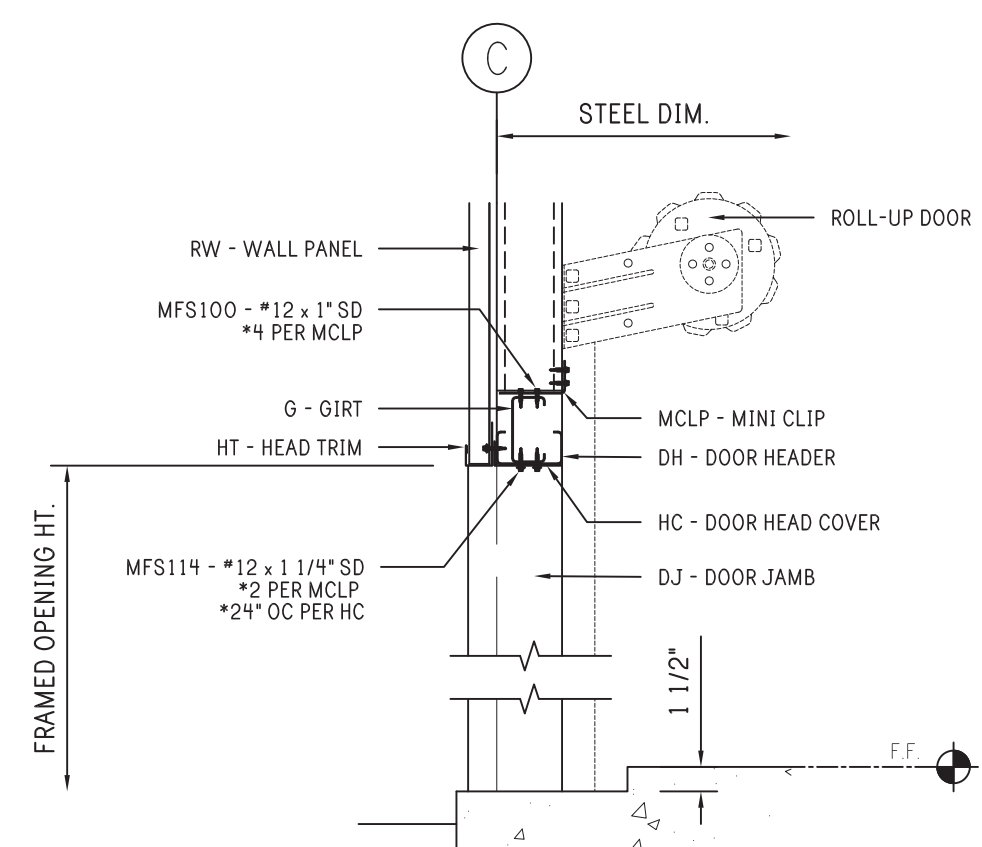
19 GIRT - TYPICAL



20 GIRT - AT 6" JAMB



21 DOOR HEADER



22 DOOR HEADER - ENDWALL PURLIN SUPPORT



REV:	DESCRIPTION:	BY:	DATE:
STATUS:	CONSTRUCTION ISSUE		

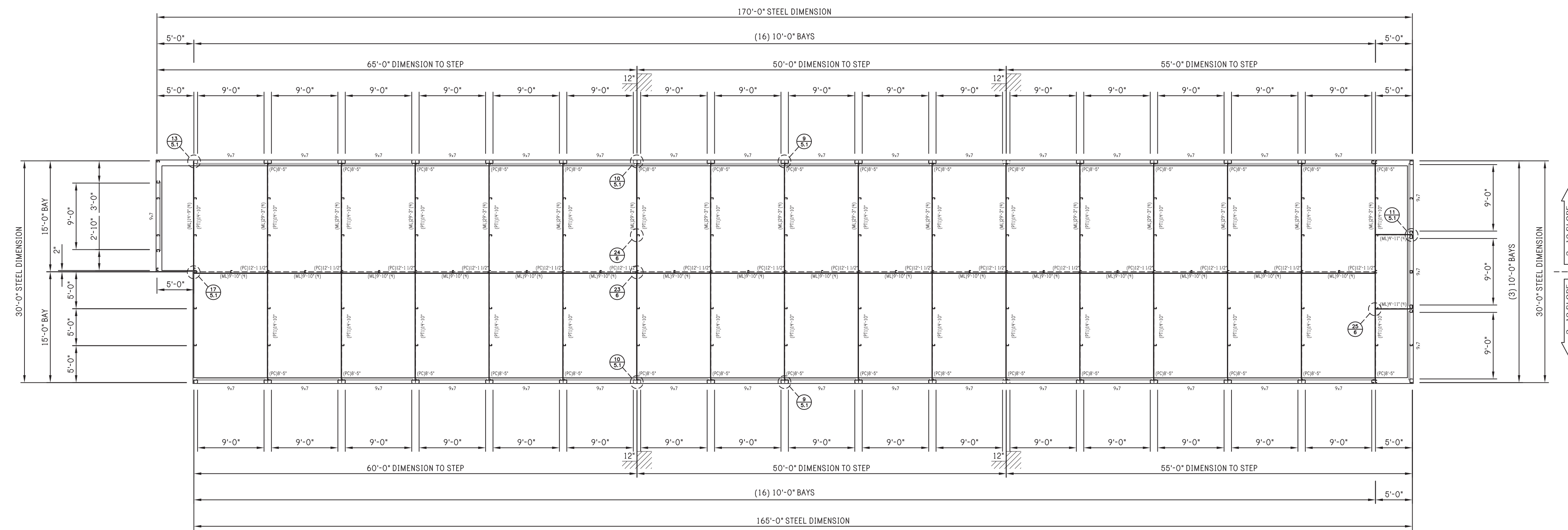
R & D Drafting, Inc.
 42801 S. 654 Rd.
 Jay, Oklahoma 74346
 Phone: 918-314-5328

PEAK STEEL
 CLIENT: P.O. BOX 1275
 Madison, GA 30650
 Phone: (844) 333-7325
 Fax: (706) 343-1968

SITE: 78 PINEY GROVE RAWLS ROAD
 FUQUAY VARINA, NC 27526
 TITLE: 30' x 170' x 8'-6"
 JOB NO: 7116-24391 DATE: 12/4/20 DRAWN: JSG CHECKED: DSM
 SHEET NO: 5.1 of 8 DRAWING NO: RD080C20 REVISION:

FRAMING DETAILS

Notes:



PARTITION PLAN



REV:	DESCRIPTION:	BY:	DATE:
STATUS:	CONSTRUCTION ISSUE		

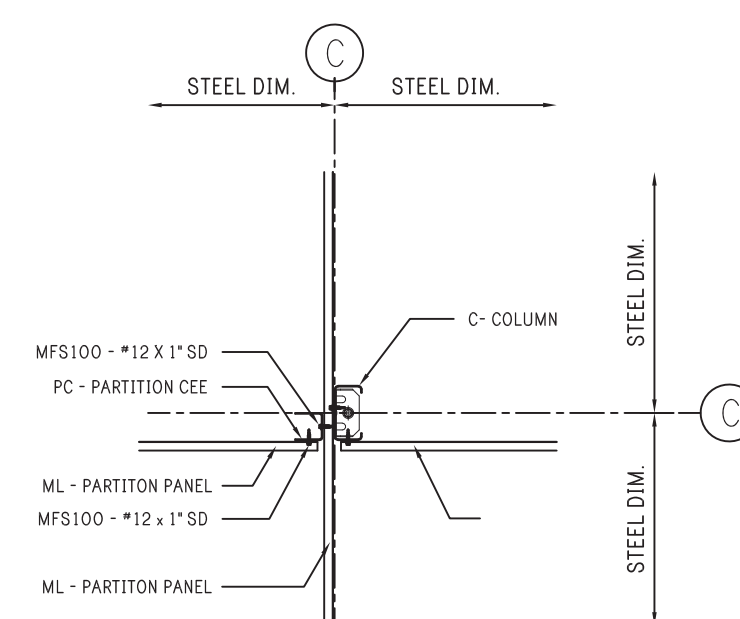
R & D Drafting, Inc.
 42801 S. 654 Rd.
 Jay, Oklahoma 74346
 Phone: 918-314-5328

PEAK STEEL
 CLIENT: P.O. BOX 1275
 Madison, GA 30650
 Phone: (844) 333-7325
 Fax: (706) 343-1968

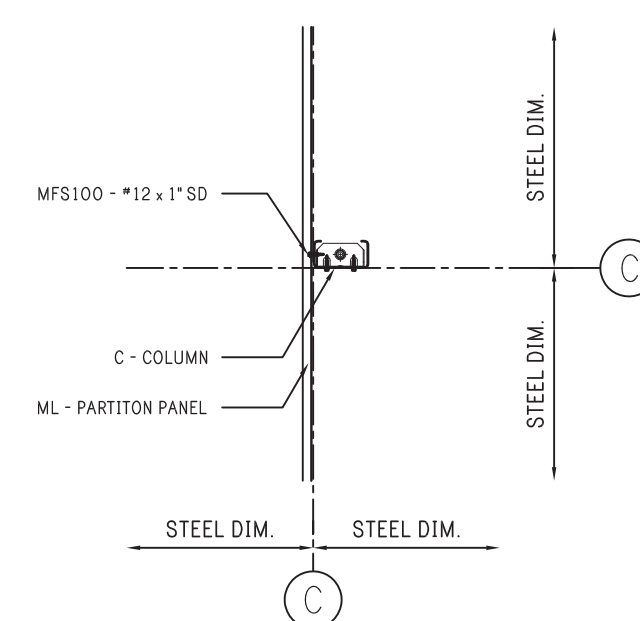
SITE: 78 PINEY GROVE RAWLS ROAD
 FUQUAY VARINA, NC 27526

TITLE: 30' x 170' x 8'-6"

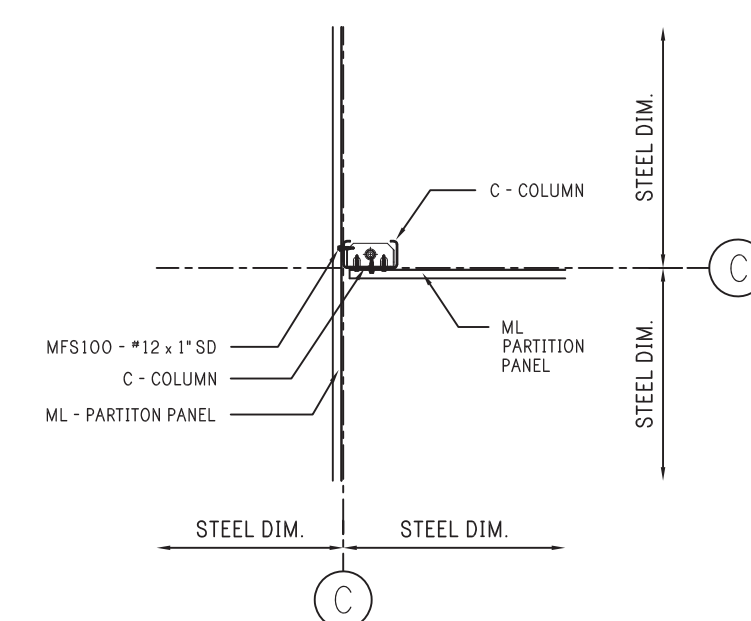
JOB NO: 7116-24391	DATE: 12/4/20	DRAWN: JSG	CHECKED: DSM
SHEET NO: 6 of 8	DRAWING NO: RD080C20	REVISION:	



23 PARTITION TEE AT RIDGE LINE

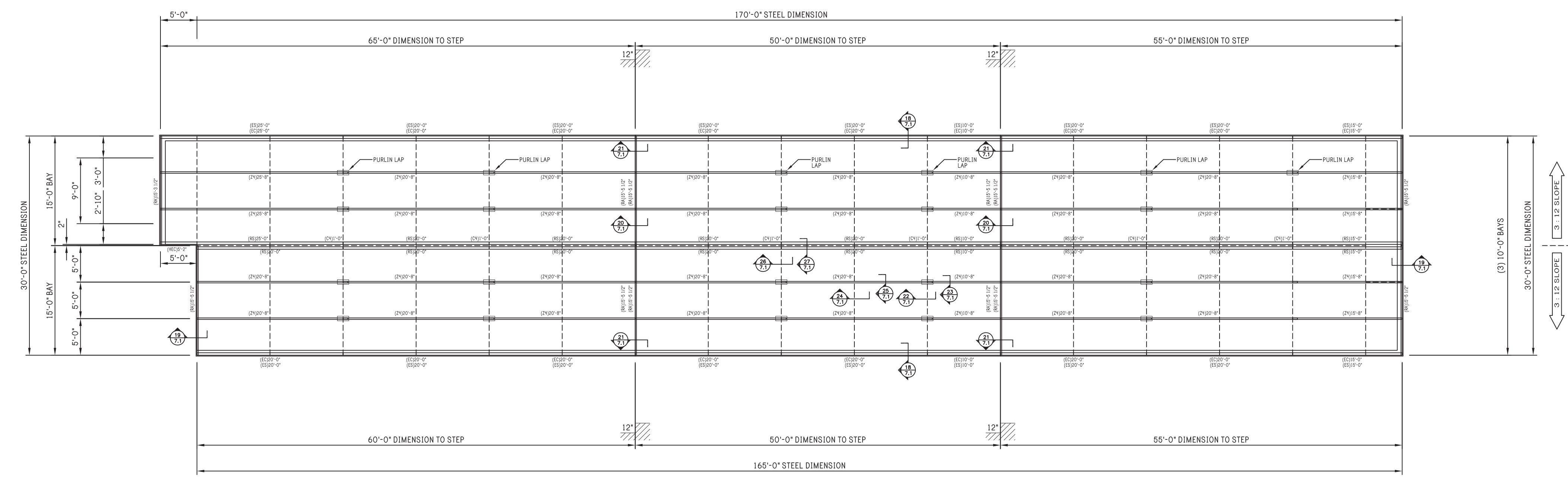


24 CLIP AT COLUMN



25 PARTITION TEE

Notes:



RAFTER PLAN



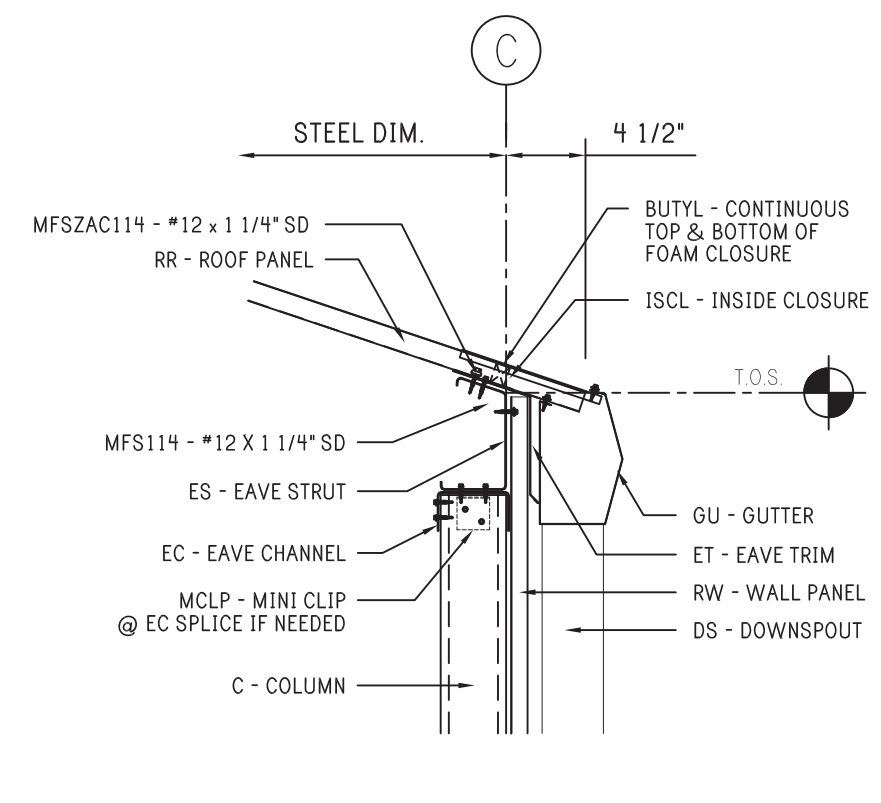
REV:	DESCRIPTION:	BY:	DATE:
STATUS:	CONSTRUCTION ISSUE		

R & D Drafting, Inc.
 42801 S. 654 Rd.
 Jay, Oklahoma 74346
 Phone: 918-314-5328

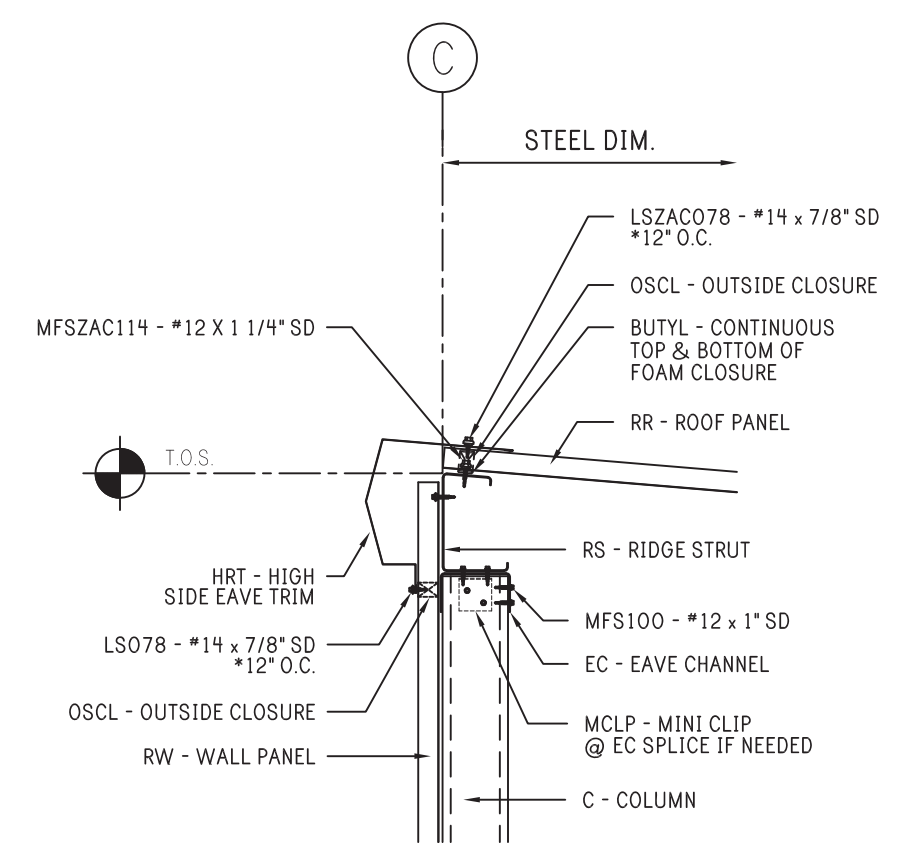
PEAK STEEL
 CLIENT: P.O. BOX 1275
 Madison, GA 30650
 Phone: (844) 333-7325
 Fax: (706) 343-1968

SITE: 78 PINEY GROVE RAWLS ROAD
 FUQUAY VARINA, NC 27526
 TITLE: **30' x 170' x 8'-6"**

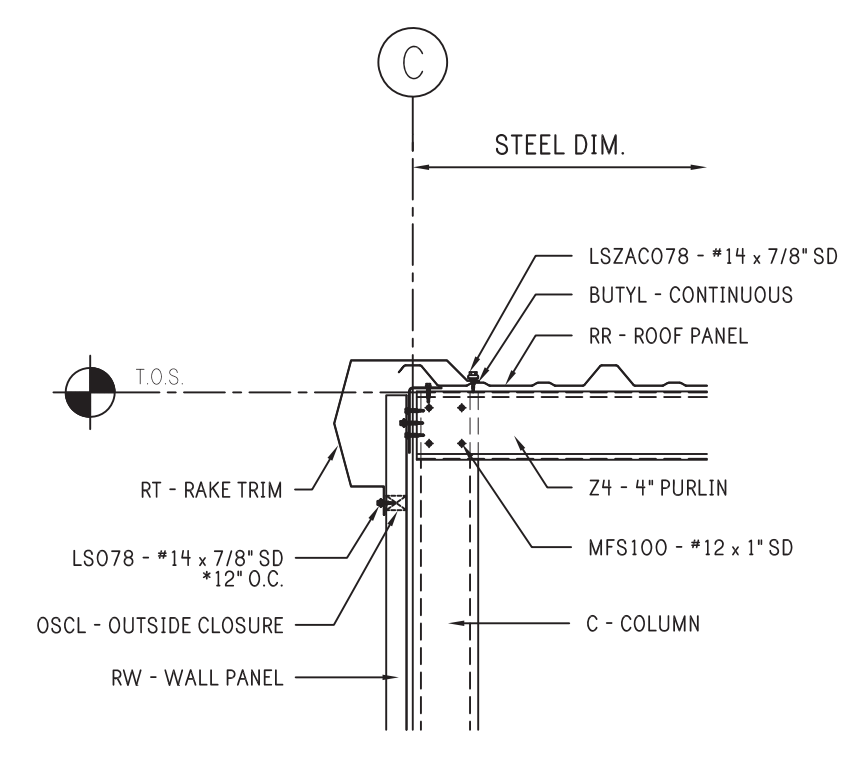
JOB NO: 7116-24391	DATE: 12/4/20	DRAWN: JSG	CHECKED: DSM
SHEET NO: 7 of 8	DRAWING NO: RD080C20	REVISION:	



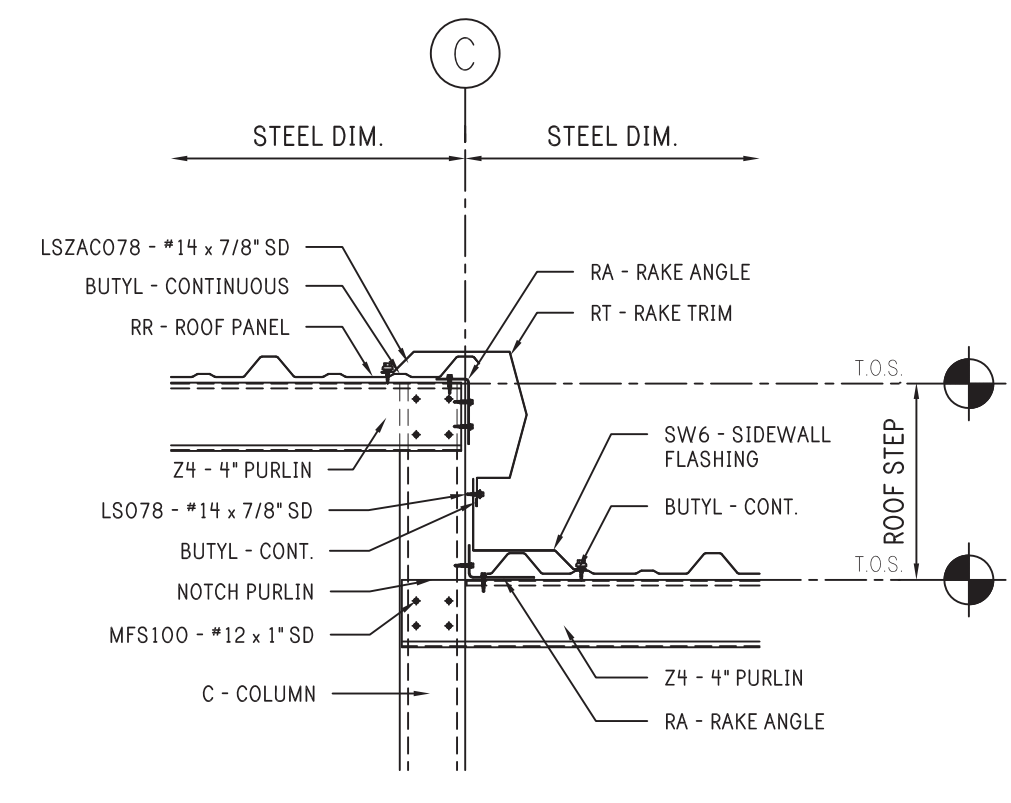
18 LOW EAVE STRUT w/ GUTTER



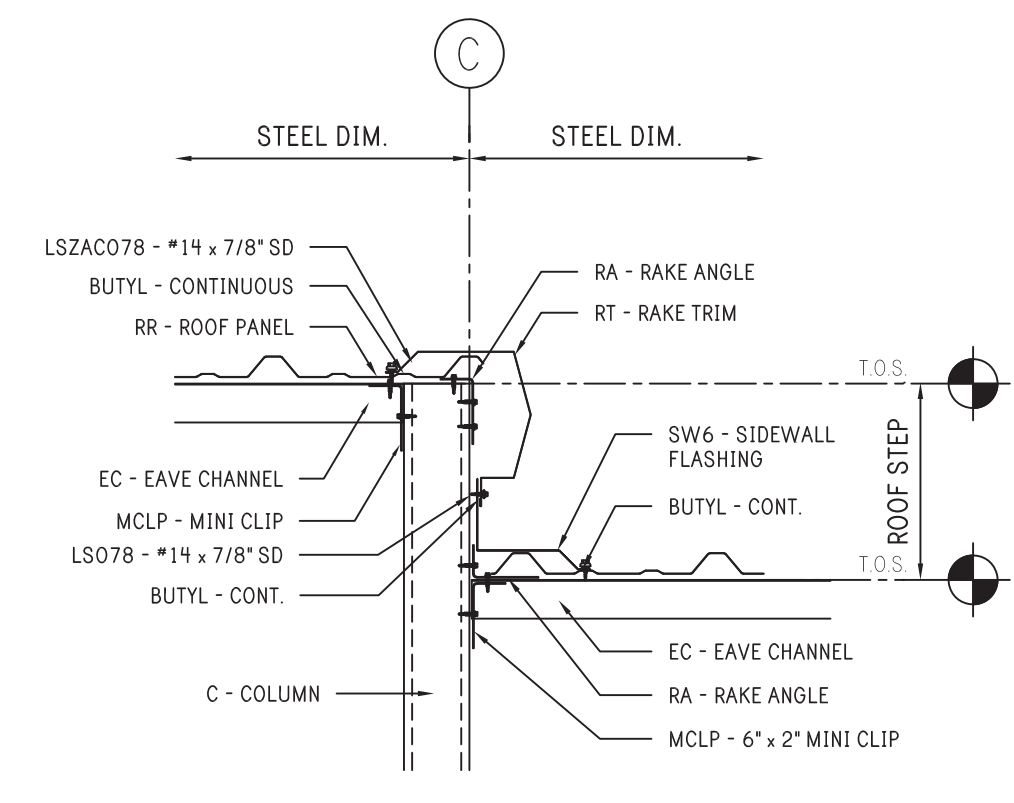
1 HIGH EAVE STRUT



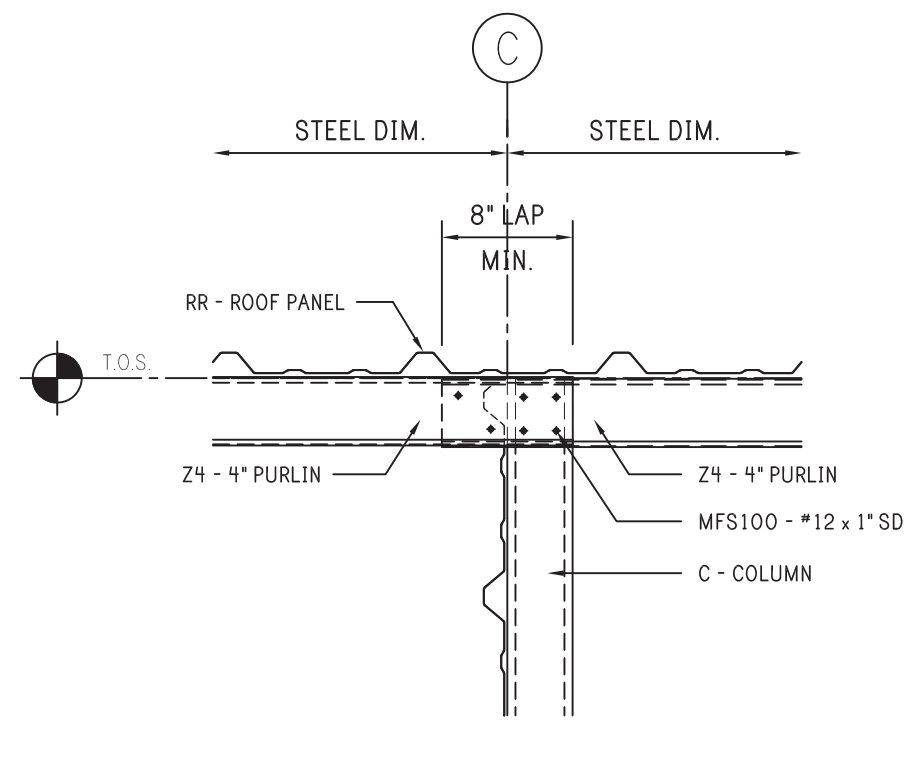
19 RAKE



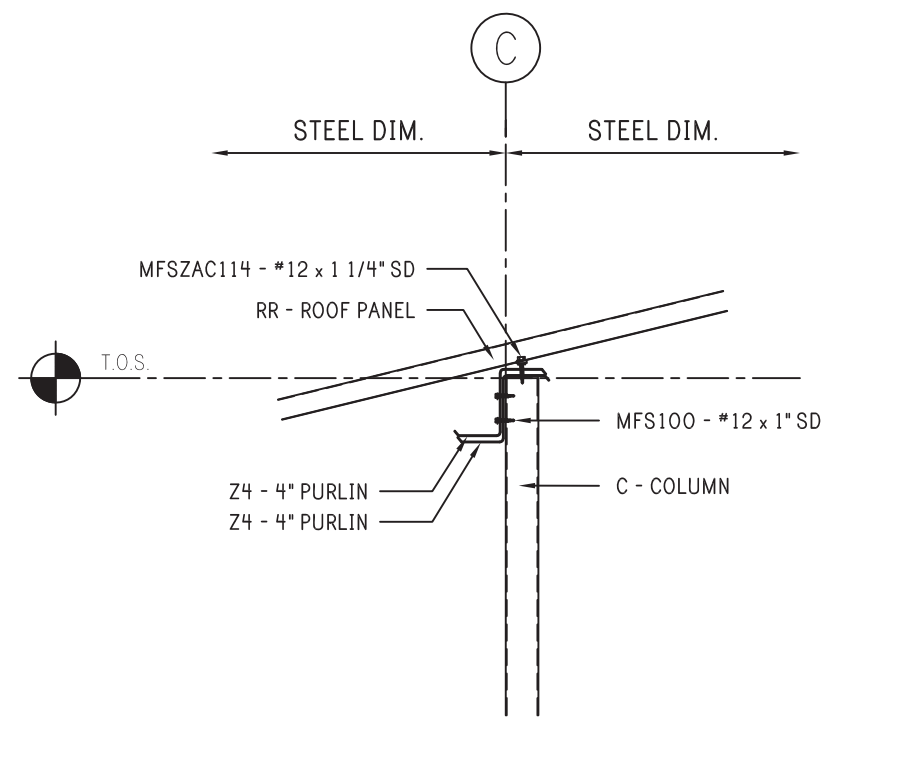
20 12" STEP AT PURLIN



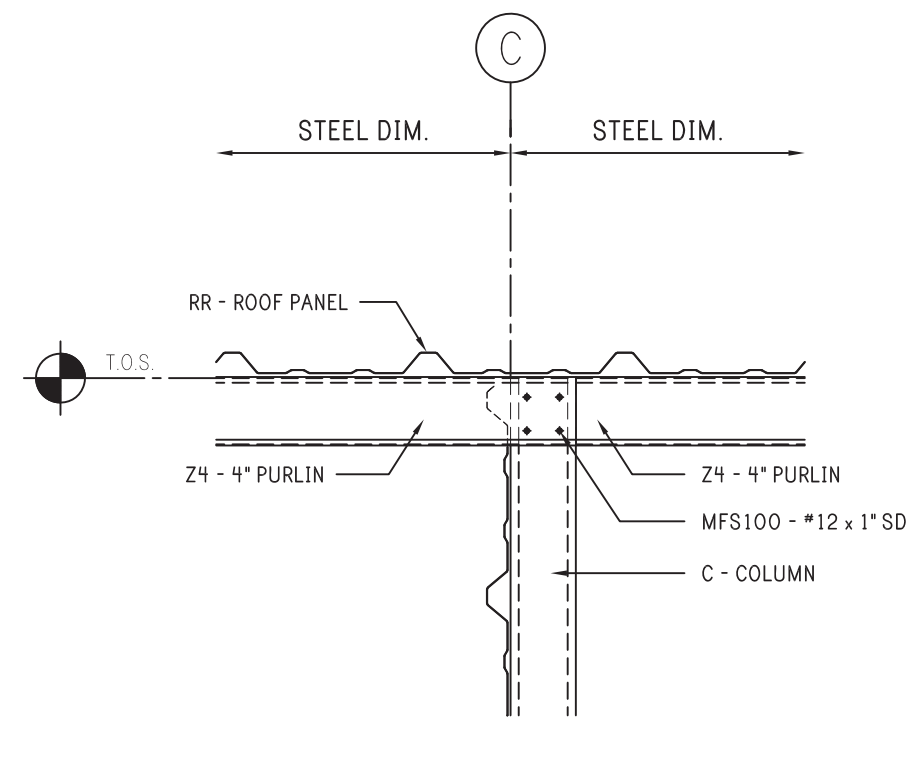
21 12" STEP AT EAVE



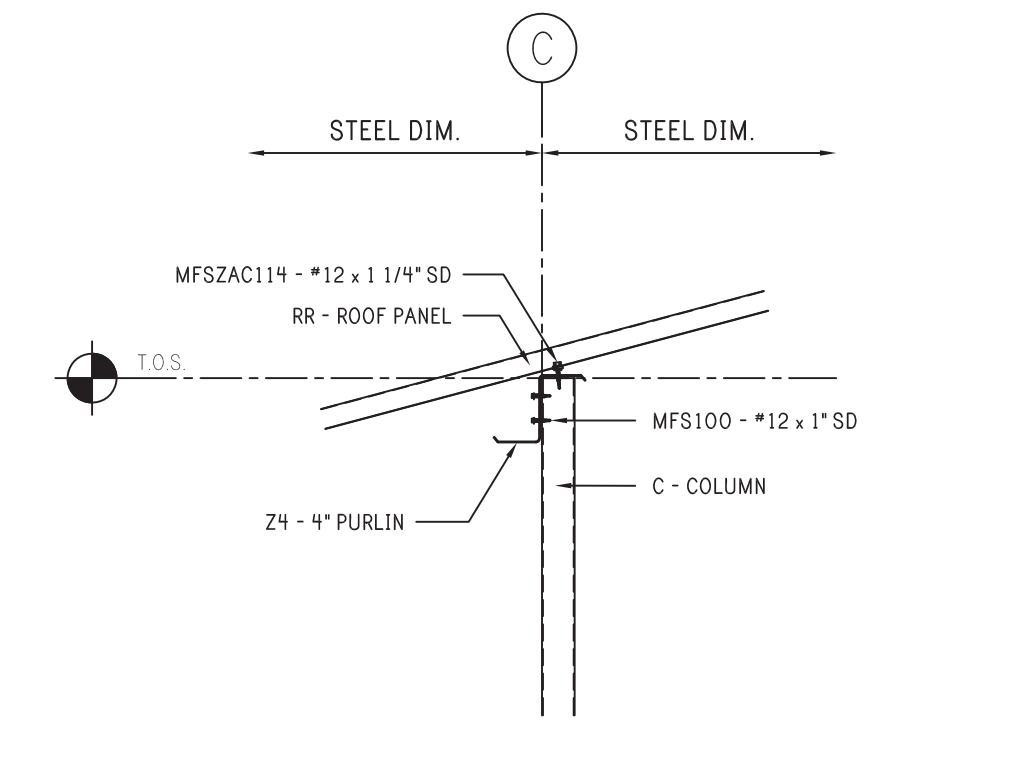
22 4" PURLIN LAP SIDE VIEW



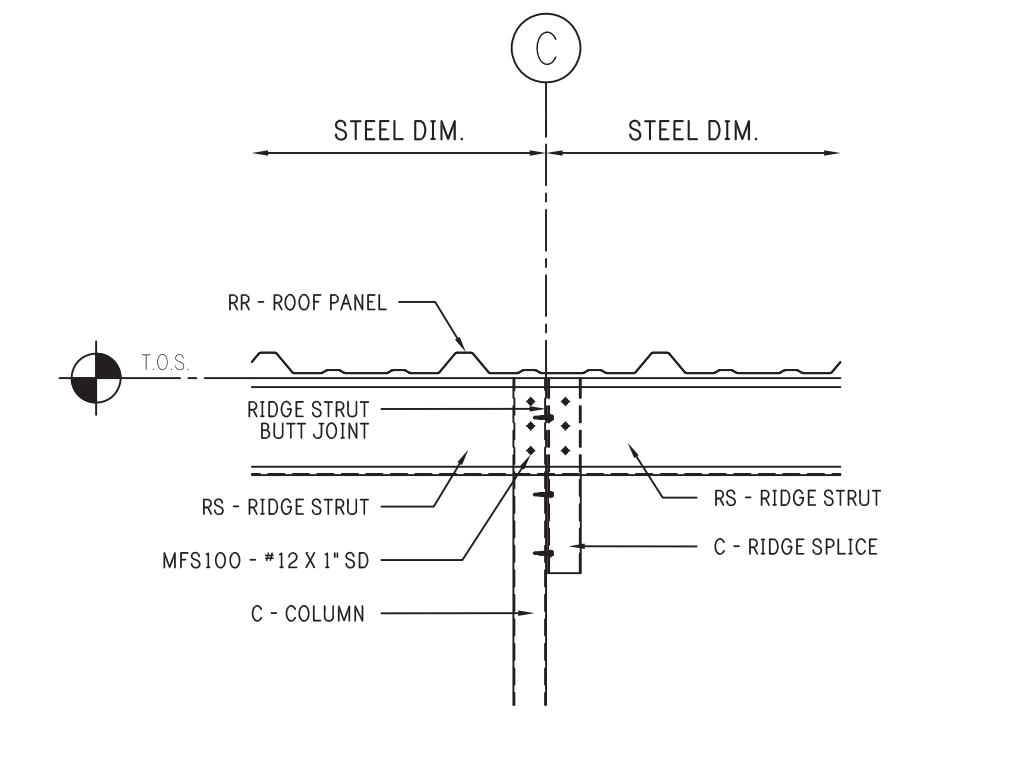
23 4" PURLIN LAP SECTION VIEW



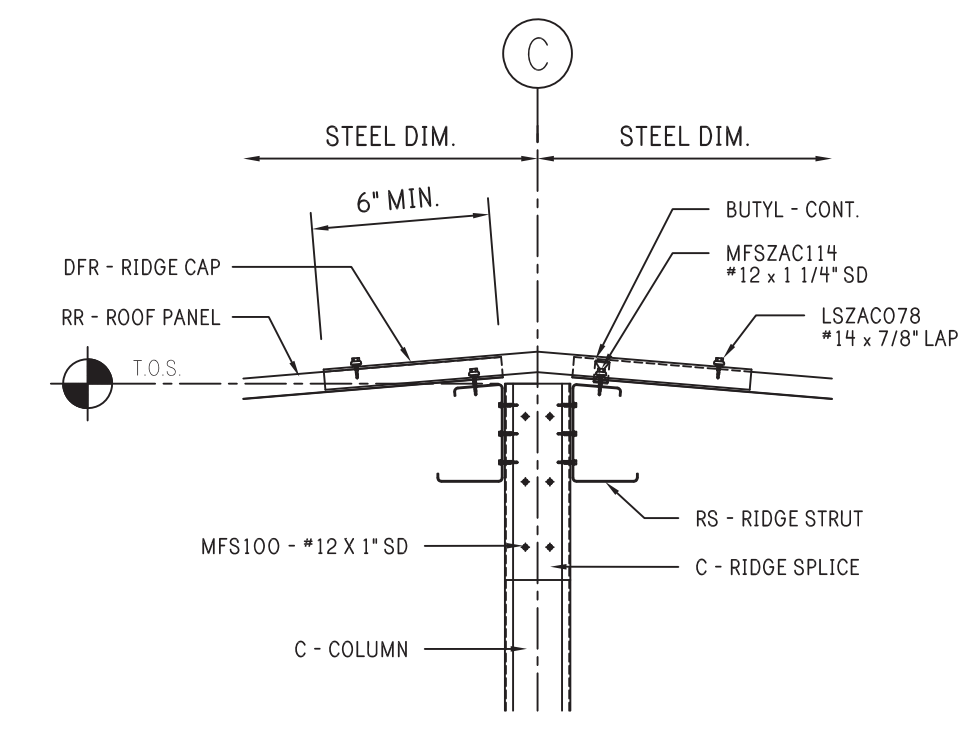
24 4" PURLIN SIDE VIEW



25 4" PURLIN SECTION VIEW



26 STRUT SPLICE - SIDE



27 STRUT SPLICE - SECTION

Notes:



REV:	DESCRIPTION:	BY:	DATE:
	CONSTRUCTION ISSUE		

R & D Drafting, Inc.
 42801 S. 654 Rd.
 Jay, Oklahoma 74346
 Phone: 918-314-5328

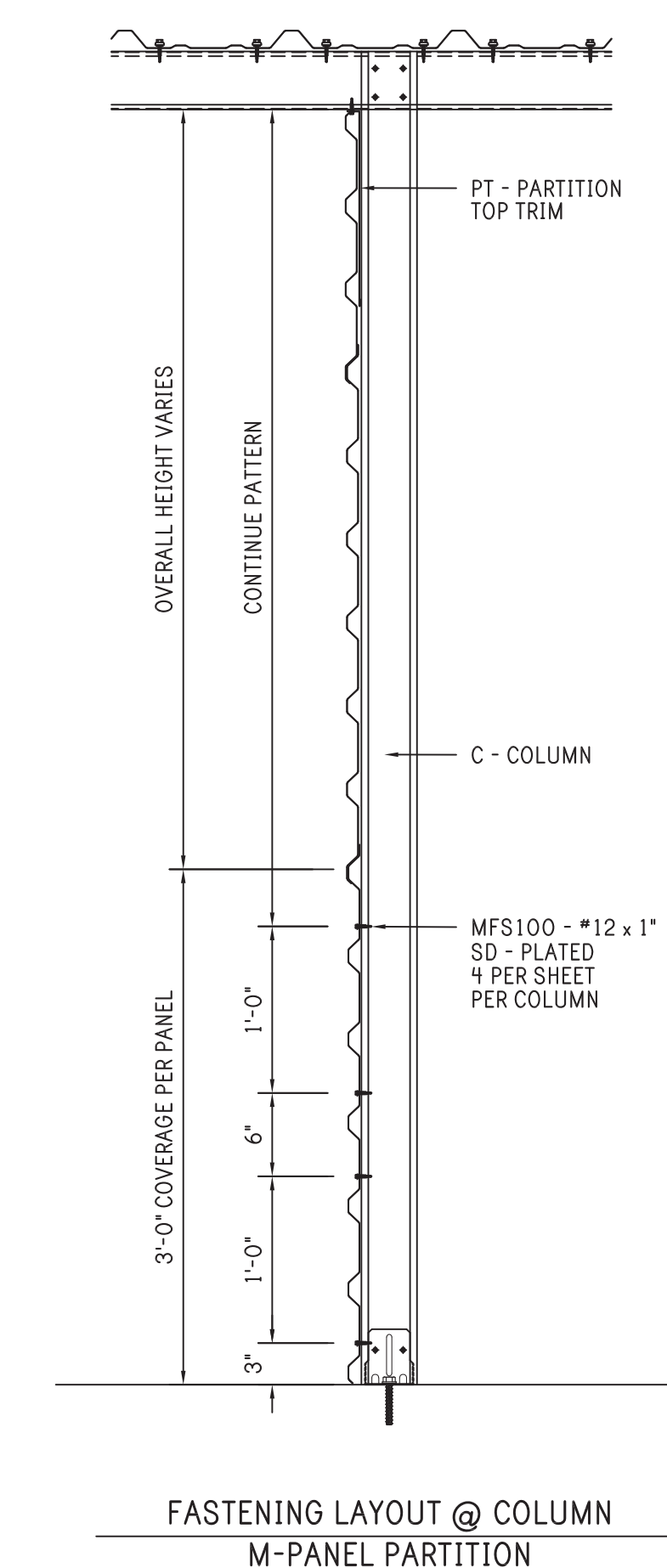
PEAK STEEL
 CLIENT: P.O. BOX 1275
 Madison, GA 30650
 Phone: (844) 333-7325
 Fax: (706) 343-1968

SITE: 78 PINEY GROVE RAWLS ROAD
 FUQUAY VARINA, NC 27526
 TITLE: 30' x 170' x 8'-6"
 JOB NO: 7116-24391 DATE: 12/4/20 DRAWN: JSG CHECKED: DSM
 SHEET NO: 7.1 of 8 DRAWING NO: RD080C20 REVISION:

Notes:

ERECTOR NOTE

TOP PARTITION PANEL MAY BE BACK LAPPED AS NEEDED.
TOP TRIM IS USED TO FINISH OFF TO THE BOTTOM OF THE PURLIN.



REV:	DESCRIPTION:	BY:	DATE:
STATUS:	CONSTRUCTION ISSUE		

R & D Drafting, Inc.
 42801 S. 654 Rd.
 Jay, Oklahoma 74346
 Phone: 918-314-5328

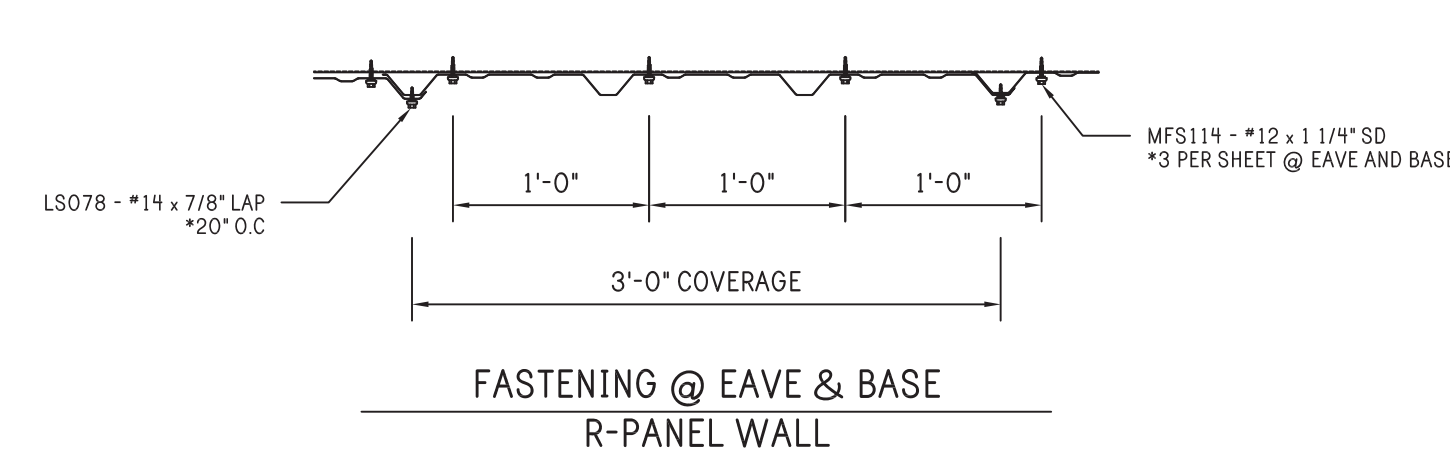
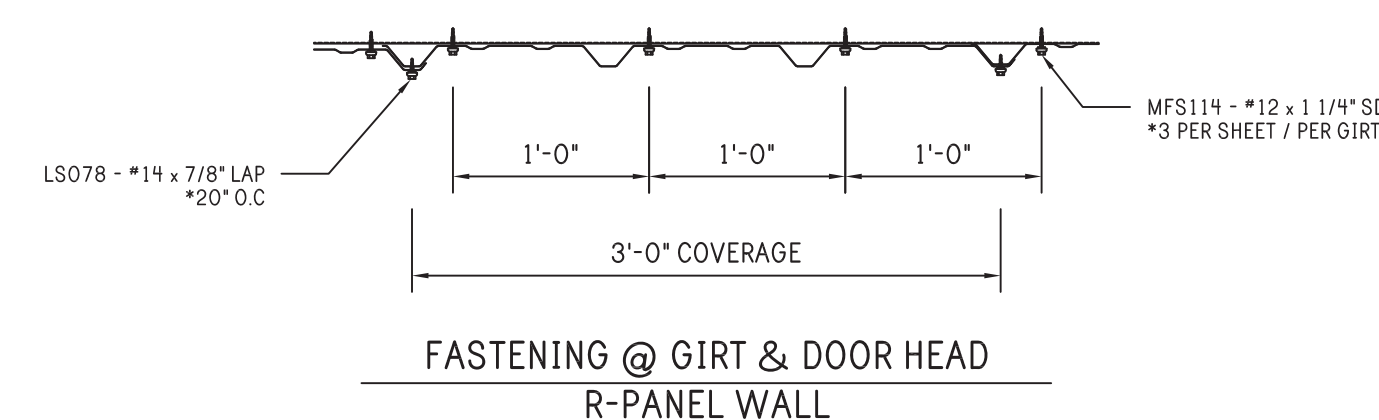
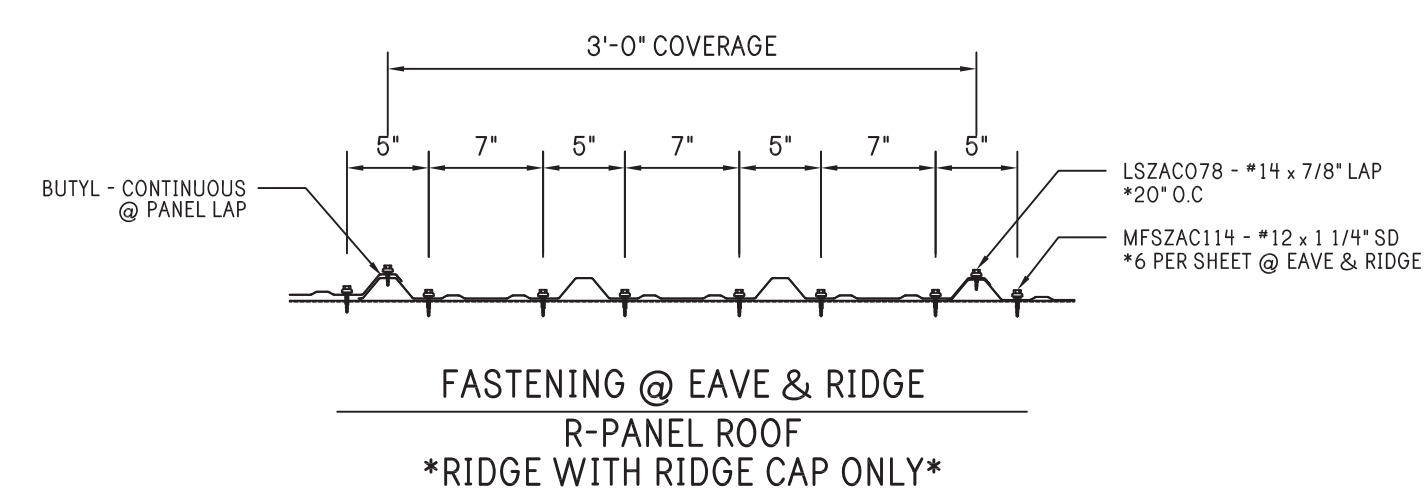
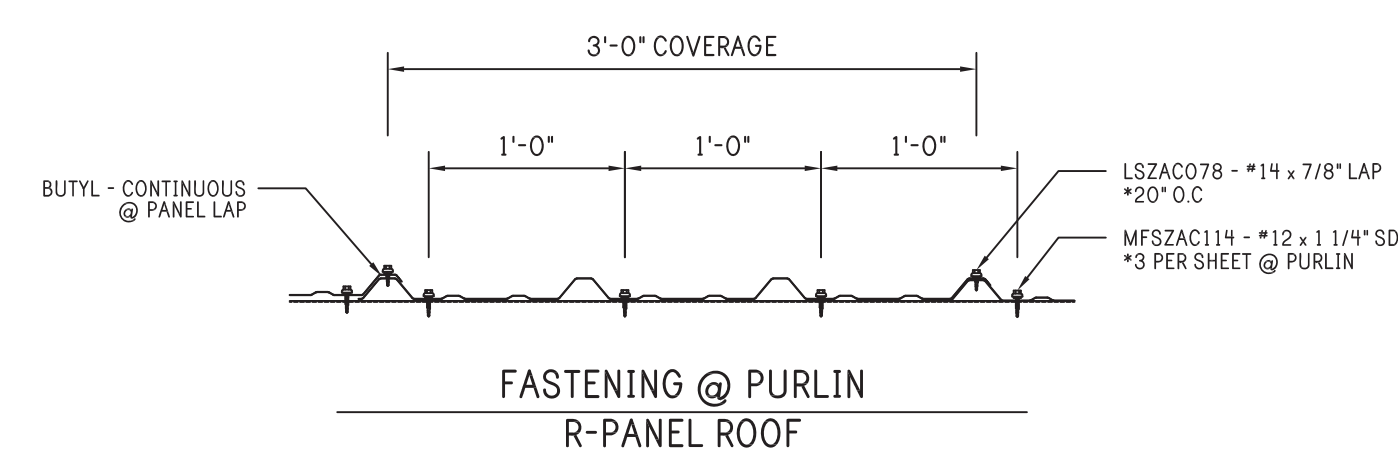
PEAK STEEL
 CLIENT: P.O. BOX 1275
 Madison, GA 30650
 Phone: (844) 333-7325
 Fax: (706) 343-1968

SITE: 78 PINEY GROVE RAWLS ROAD
 FUQUAY VARINA, NC 27526

TITLE: **30' x 170' x 8'-6"**

JOB NO: 7116-24391	DATE: 12/4/20	DRAWN: JSG	CHECKED: DSM
SHEET NO: 7.2 of 8	DRAWING NO: RD080C20	REVISION:	

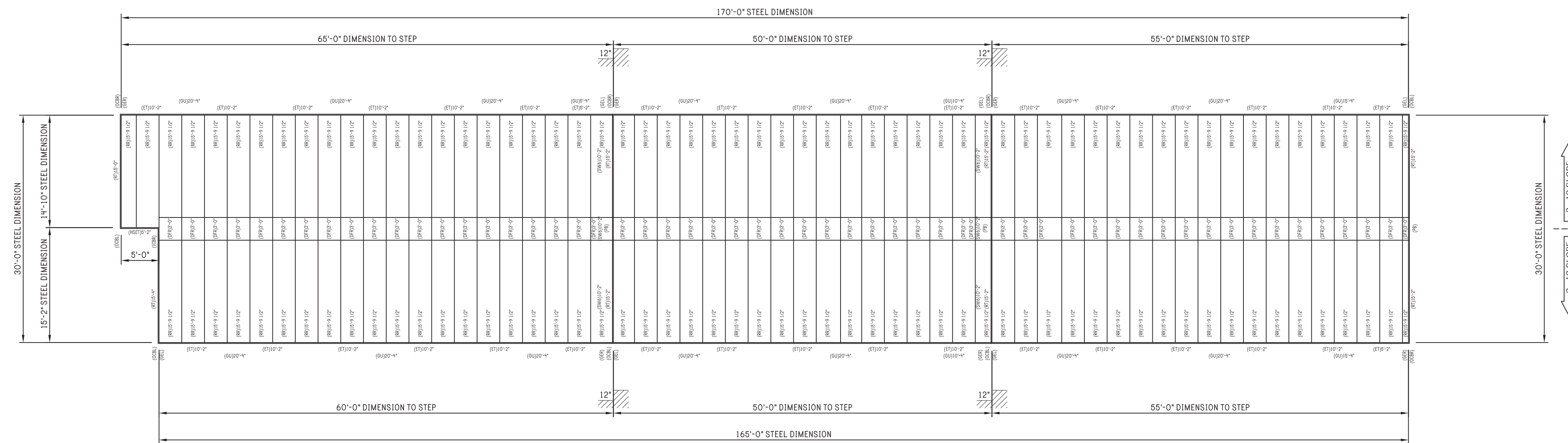
ATTACHMENT DETAILS



Notes:

CLOSURE NOTE

- (114) INSIDE CLOSURES INCLUDED FOR LOW EAVE.
- (18) INSIDE CLOSURES INCLUDED FOR BASE OF EXTERIOR WALL PANELS.
- (20) OUTSIDE CLOSURES INCLUDED FOR RAKE
- (4) OUTSIDE CLOSURES INCLUDED FOR ROOF AND WALL OF HIGH EAVE.



ROOF PLAN



REV:	DESCRIPTION:	BY:	DATE:
STATUS:	CONSTRUCTION ISSUE		

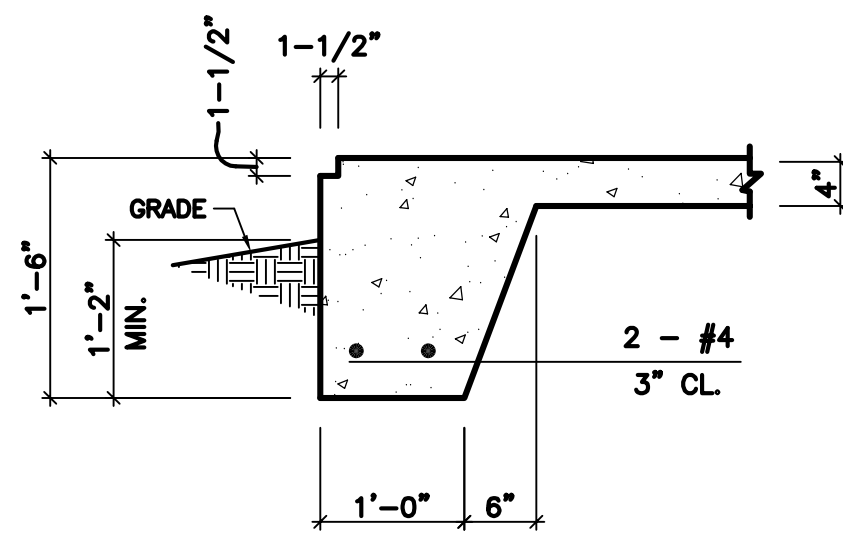
R & D Drafting, Inc.
 42801 S. 654 Rd.
 Jay, Oklahoma 74346
 Phone: 918-314-5328

PEAK STEEL
 CLIENT: P.O. BOX 1275
 Madison, GA 30650
 Phone: (844) 333-7325
 Fax: (706) 343-1968

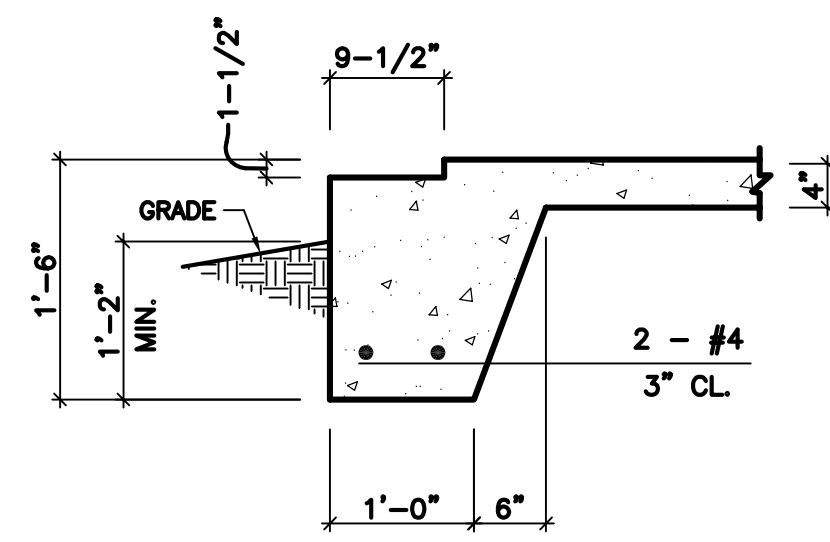
SITE: 78 PINEY GROVE RAWLS ROAD
 FUQUAY VARINA, NC 27526

TITLE: 30' x 170' x 8'-6"

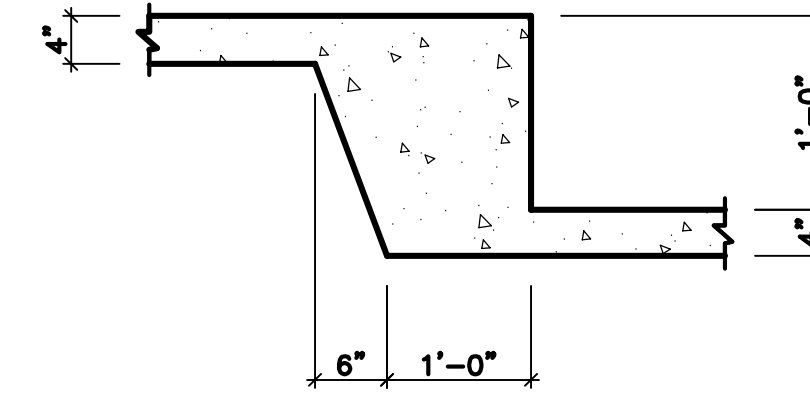
JOB NO: 7116-24391	DATE: 12/4/20	DRAWN: JSG	CHECKED: DSM
SHEET NO: 8 of 8	DRAWING NO: RD080C20	REVISION:	



SECTION 1
SCALE: 3/4" = 1'-0"
S-1



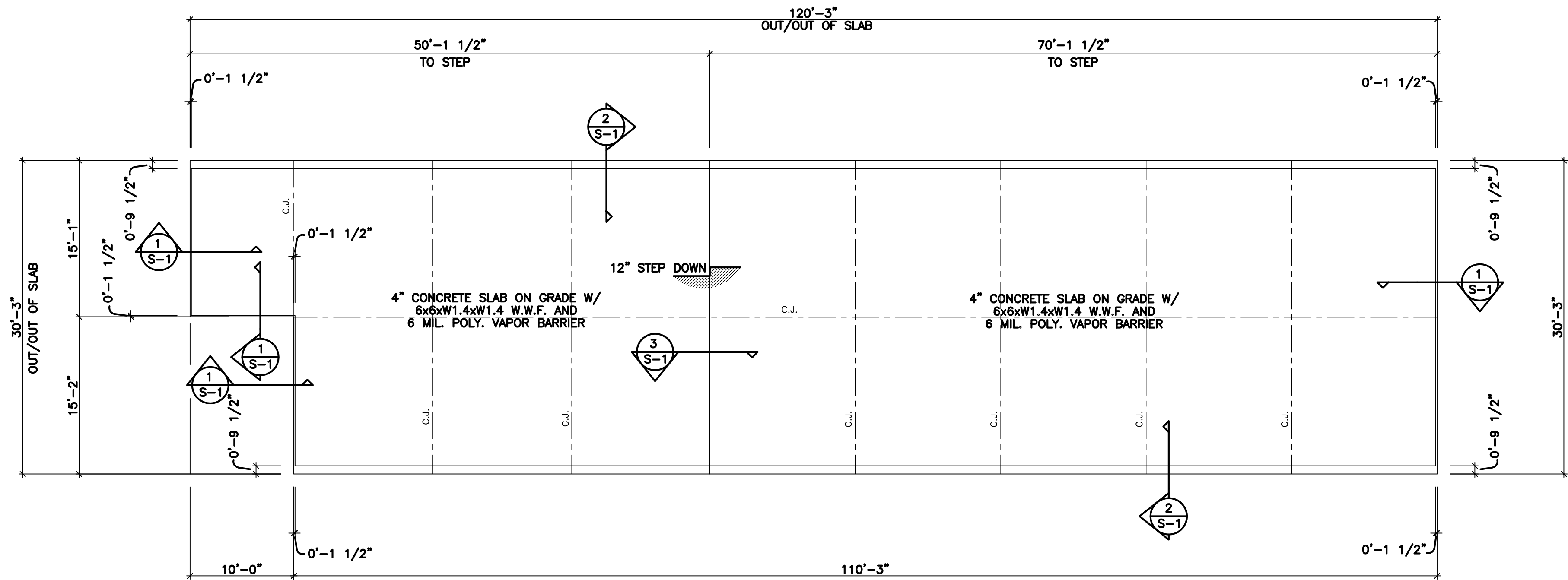
SECTION 2
SCALE: 3/4" = 1'-0"
S-1



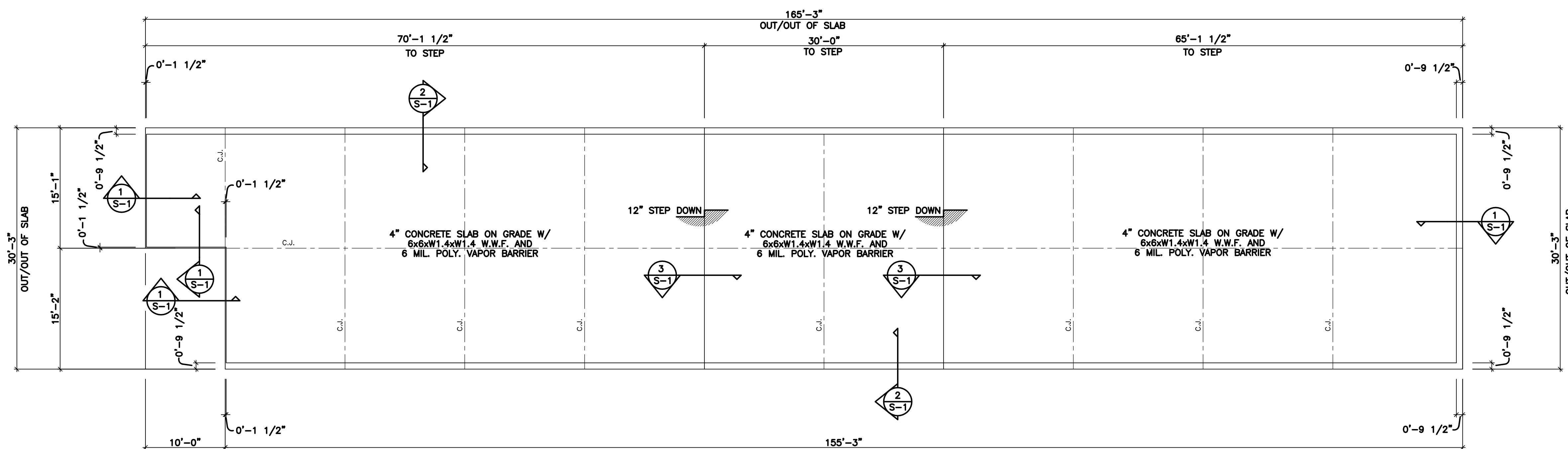
SECTION 3
SCALE: 3/4" = 1'-0"
S-1

GENERAL NOTES

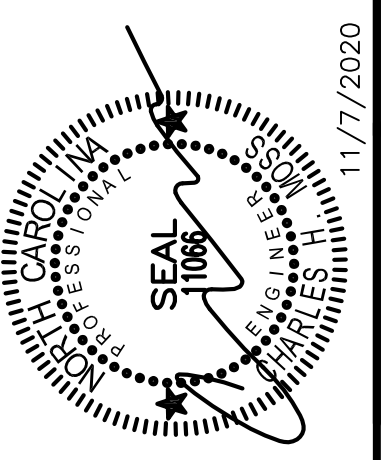
- CONTRACTOR SHALL BE RESPONSIBLE FOR BRACING ALL WORK DURING CONSTRUCTION.
- FOOTINGS ARE DESIGNED FOR AN ALLOWABLE BEARING CAPACITY OF 2000 P.S.F.
- CONCRETE SHALL HAVE A MINIMUM 28 DAY COMPRESSIVE STRENGTH OF 3000 P.S.I. WITH A 4" MAXIMUM SLUMP. DETAILS NOT SHOWN SHALL BE ACCORDING TO ACI 318 AND ACI 301 SPECIFICATIONS FOR CONCRETE CONSTRUCTION
 - REINFORCING STEEL SHALL BE ASTM A-615 GRADE 60 (TIES MAY BE GRADE 40)
 - W.W.F. SHALL BE ASTM A-185
 - MINIMUM LAP: #4 - 28"
 - #5 - 32"
 - MINIMUM COVER: 3" U.N.O.
- C.J. ON PLANS INDICATE CONTROL JOINT 1/8" x 1" DEEP SAWN WITHIN 24 HOURS AFTER PLACING CONCRETE. METAL JOINT MATERIAL MAY BE USED.
- FOUNDATION BASED ON REACTIONS FURNISHED BY PEAK STEEL BUILDINGS DRAWING NO. RD080A20, DATED 11/4/2020.



FOUNDATION PLAN - BLDG A
SCALE: 1/8" = 1'-0"



FOUNDATION PLAN - BLDG B
SCALE: 1/8" = 1'-0"



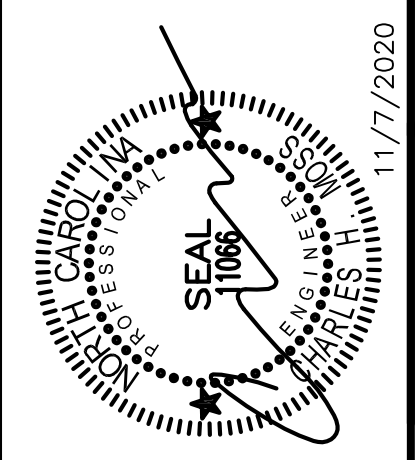
C.H. MOSS, P.E.
SOLE PROPRIETOR
P.O. BOX 28
COVINGTON, GA 30015
PH: (770) 786-3163

NO	DATE	REVISION	BY
1			

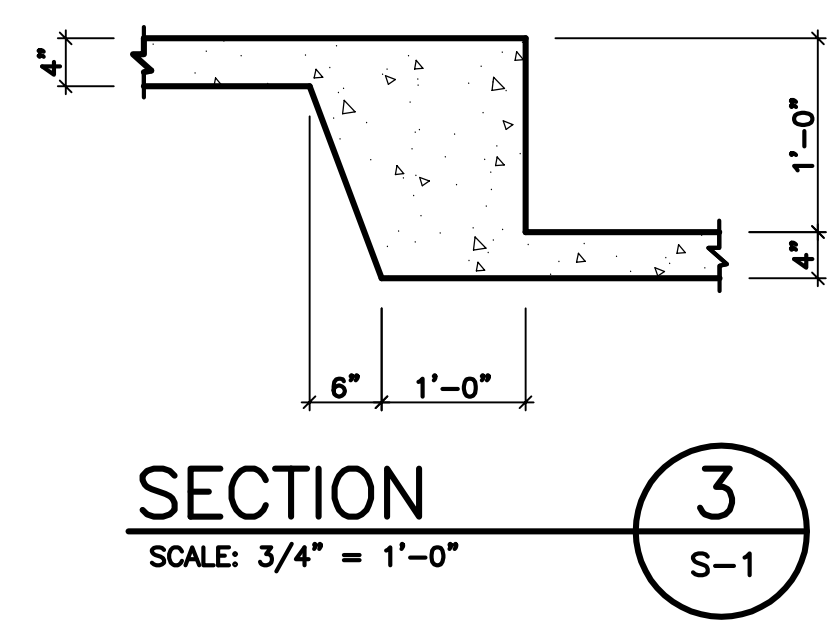
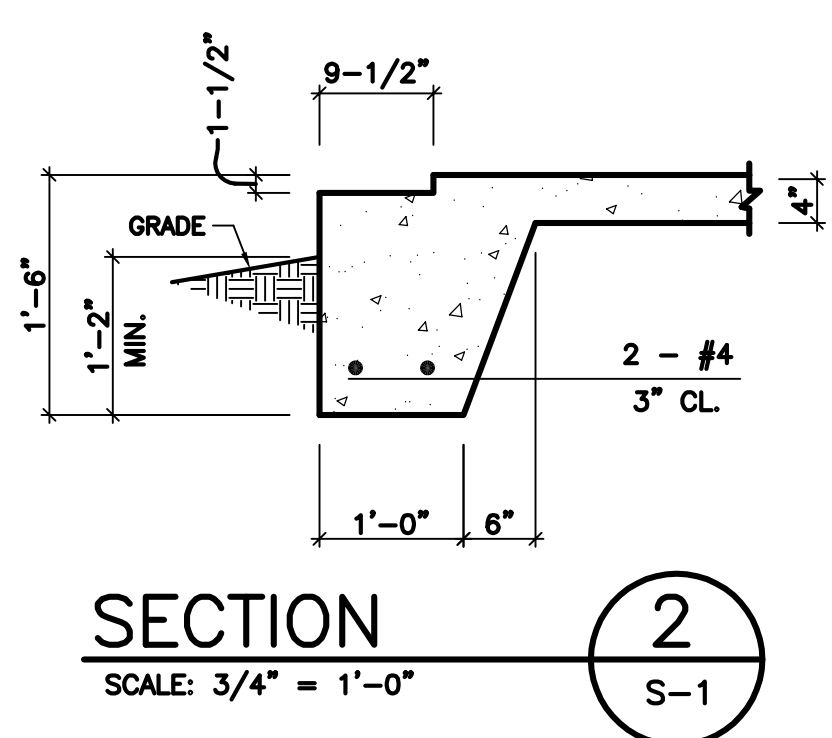
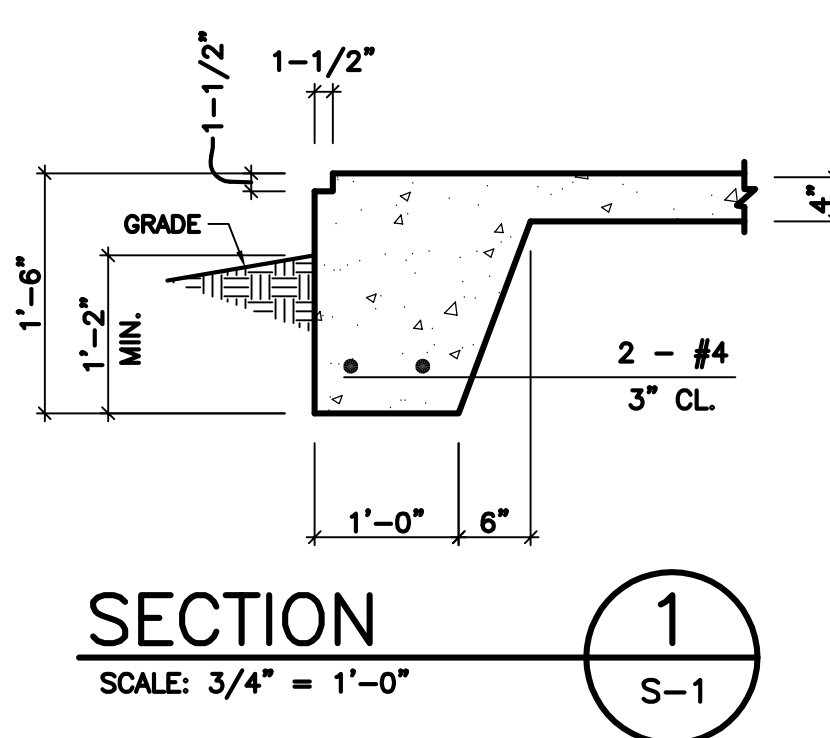
JOB NO. RD080A20	COMPUTED BY:	NR
DRAWN BY:	CHECKED BY:	HM
DATE: NOVEMBER 7, 2020	SCALE: 1/8" = 1'-0"	

FOUNDATION PLAN FOR:
PINEY GROVE STORAGE
FUGQUAY VARINA, NC

DRAWING NUMBER	
2364	
SHEET	OF:
S-1	3

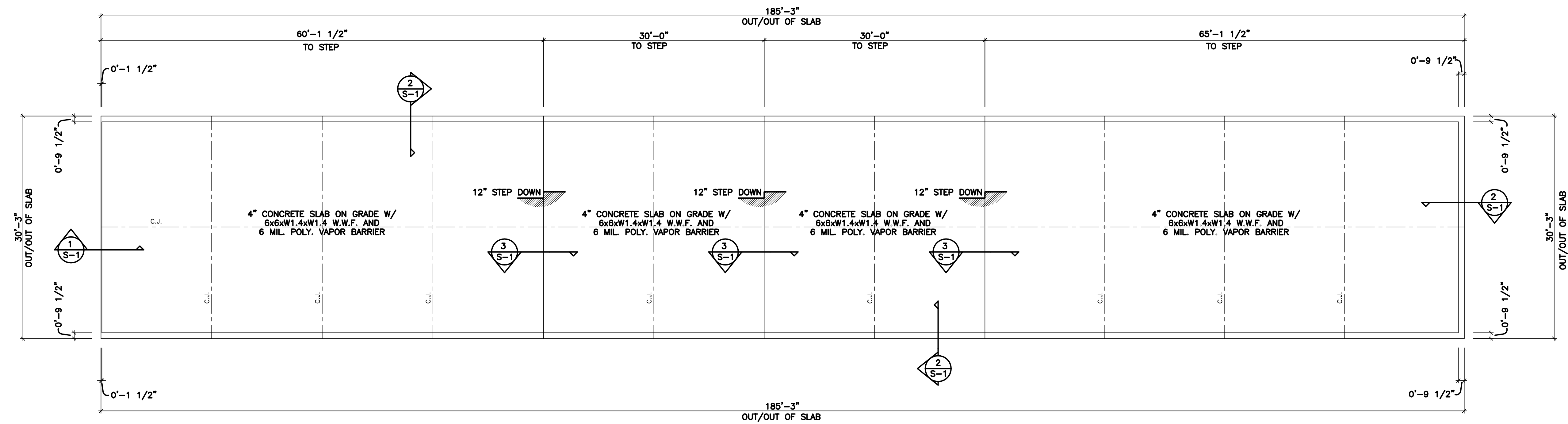
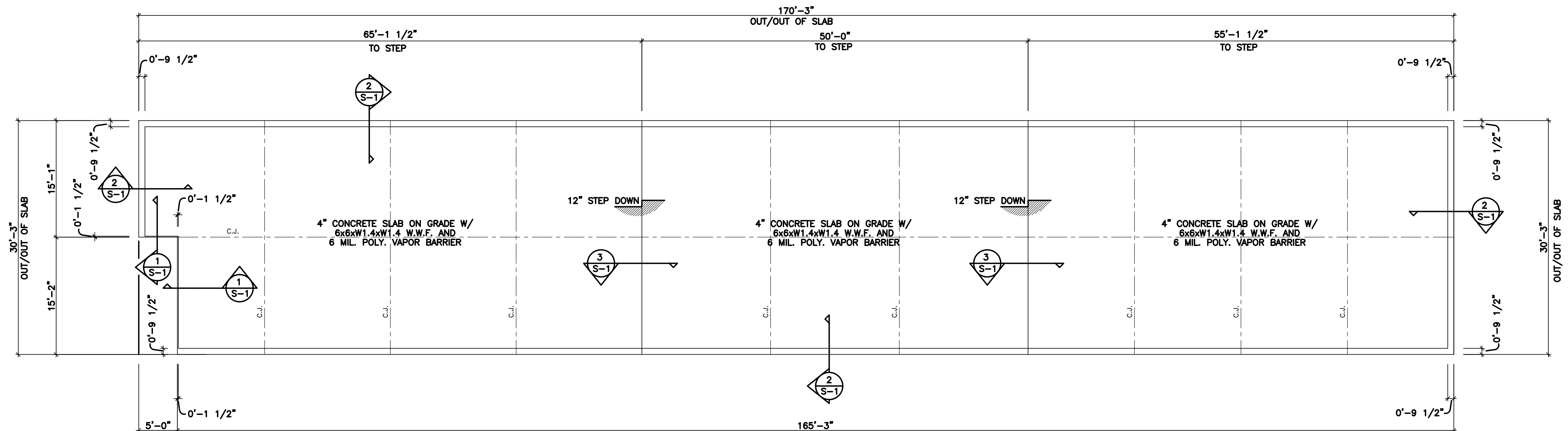


C.H. MOSS, P.E.
 SOLE PROPRIETOR
 P.O. BOX 28
 COVINGTON, GA 30015
 PH: (770) 786-3163



GENERAL NOTES

- CONTRACTOR SHALL BE RESPONSIBLE FOR BRACING ALL WORK DURING CONSTRUCTION.
- FOOTINGS ARE DESIGNED FOR AN ALLOWABLE BEARING CAPACITY OF 2000 P.S.F.
- CONCRETE SHALL HAVE A MINIMUM 28 DAY COMPRESSIVE STRENGTH OF 3000 P.S.I. WITH A 4" MAXIMUM SLUMP. DETAILS NOT SHOWN SHALL BE ACCORDING TO ACI 318 AND ACI 301 SPECIFICATIONS FOR CONCRETE CONSTRUCTION.
 - REINFORCING STEEL SHALL BE ASTM A-615 GRADE 60 (TIES MAY BE GRADE 40)
 - W.W.F. SHALL BE ASTM A-185
 - MINIMUM LAP: #4 - 28"
 - #5 - 32"
 - MINIMUM COVER: 3" U.N.O.
- C.J. ON PLANS INDICATE CONTROL JOINT 1/8" x 1" DEEP SAWN WITHIN 24 HOURS AFTER PLACING CONCRETE. METAL JOINT MATERIAL MAY BE USED.
- FOUNDATION BASED ON REACTIONS FURNISHED BY PEAK STEEL BUILDINGS DRAWING NO. RD080A20, DATED 11/4/2020.

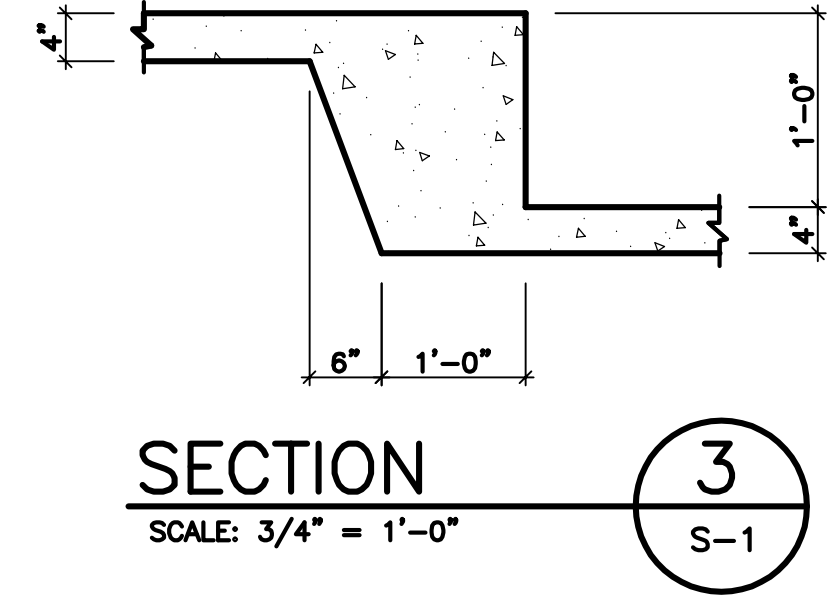
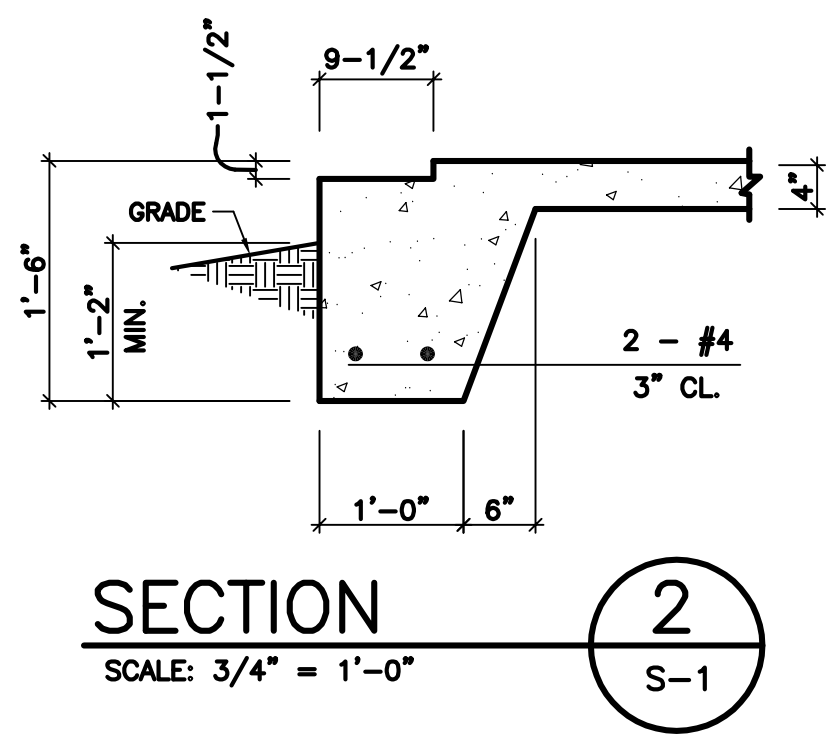
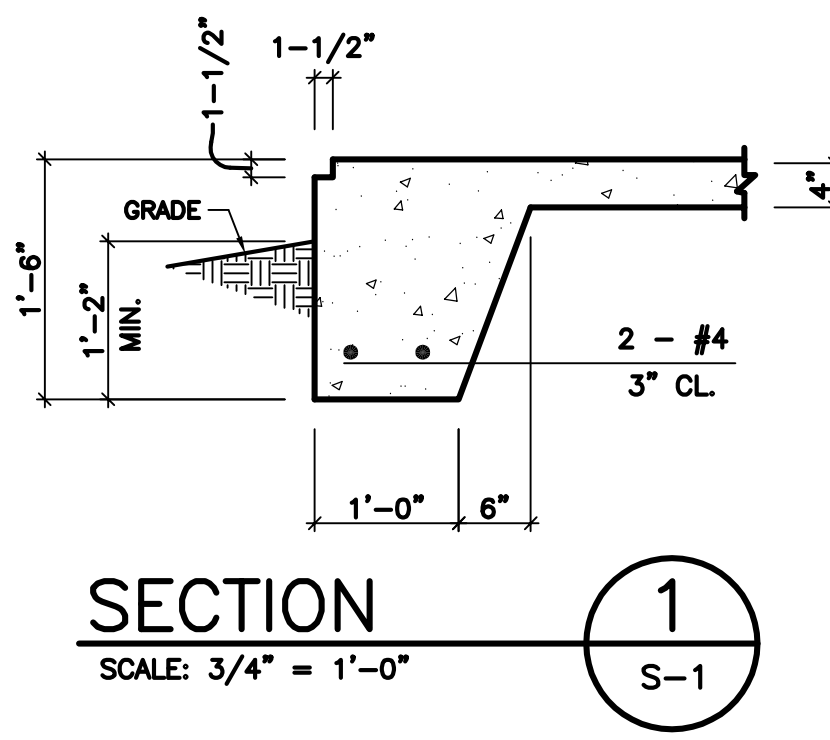


NO	DATE	REVISION	BY
1			
2			
3			
4			
5			

JOB NO. RD080A20	COMPUTED BY:	NR
DRAWN BY:	CHECKED BY:	HM
DATE: NOVEMBER 7, 2020	SCALE: 1/8" = 1'-0"	

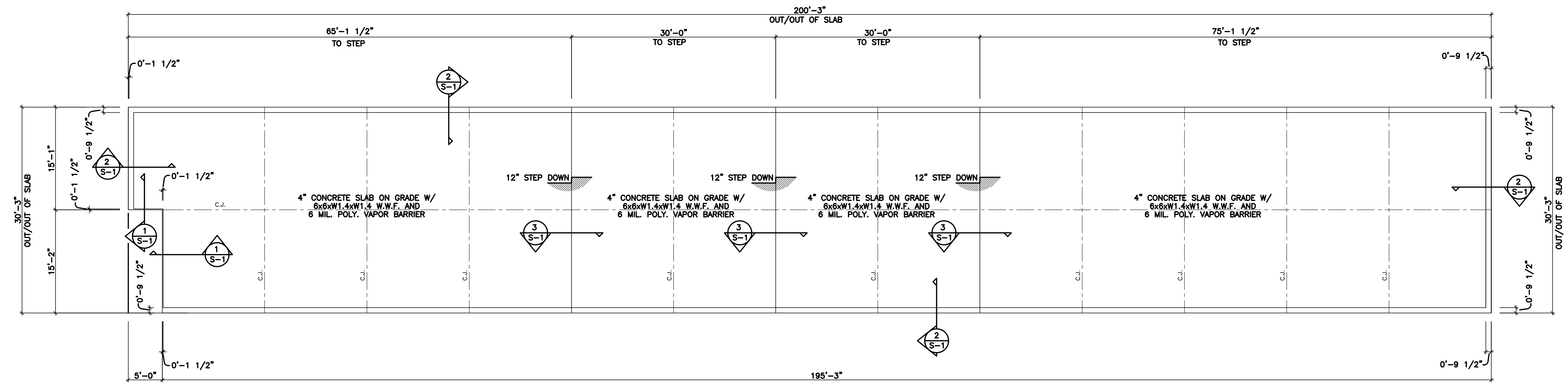
FOUNDATION PLAN FOR:
PINEY GROVE STORAGE
 FUGQUAY VARINA, NC

DRAWING NUMBER	
2364	
SHEET	OF:
S-2	3

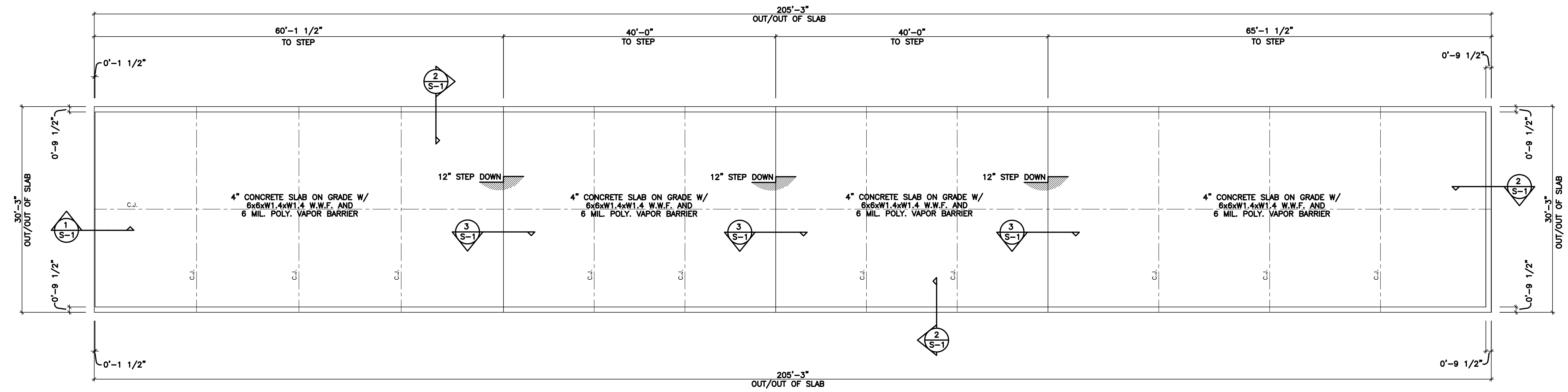


GENERAL NOTES

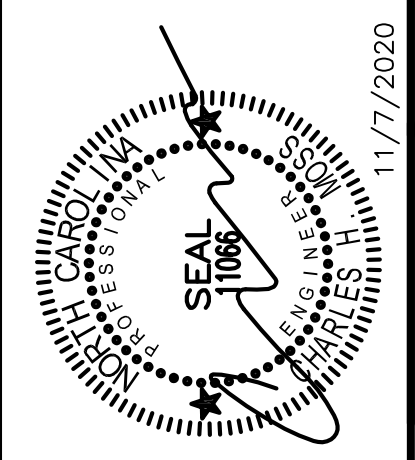
1. CONTRACTOR SHALL BE RESPONSIBLE FOR BRACING ALL WORK DURING CONSTRUCTION.
2. FOOTINGS ARE DESIGNED FOR AN ALLOWABLE BEARING CAPACITY OF 2000 P.S.F.
3. CONCRETE SHALL HAVE A MINIMUM 28 DAY COMPRESSIVE STRENGTH OF 3000 P.S.I. WITH A 4" MAXIMUM SLUMP. DETAILS NOT SHOWN SHALL BE ACCORDING TO ACI 318 AND ACI 301 SPECIFICATIONS FOR CONCRETE CONSTRUCTION.
 - REINFORCING STEEL SHALL BE ASTM A-615 GRADE 60 (TIES MAY BE GRADE 40)
 - W.W.F. SHALL BE ASTM A-185
 - MINIMUM LAP: #4 - 28"
 - #5 - 32"
 - MINIMUM COVER: 3" U.N.O.
4. C.J. ON PLANS INDICATE CONTROL JOINT 1/8" x 1" DEEP SAWN WITHIN 24 HOURS AFTER PLACING CONCRETE. METAL JOINT MATERIAL MAY BE USED.
5. FOUNDATION BASED ON REACTIONS FURNISHED BY PEAK STEEL BUILDINGS DRAWING NO. RD080A20, DATED 11/4/2020.



FOUNDATION PLAN - BLDG E
SCALE: 1/8" = 1'-0"



FOUNDATION PLAN - BLDG F
SCALE: 1/8" = 1'-0"



C.H. MOSS, P.E.
SOLE PROPRIETOR
P.O. BOX 28
COVINGTON, GA 30015
PH: (770) 786-3163

NO	DATE	REVISION	BY
1			
2			
3			
4			
5			

JOB NO. RD080A20	COMPUTED BY:	NR
DRAWN BY:	NR	HM
CHECKED BY:	NR	HM
DATE: NOVEMBER 7, 2020	SCALE: 1/8" = 1'-0"	

FOUNDATION PLAN FOR:
PINEY GROVE STORAGE
FUGQUAY VARINA, NC

DRAWING NUMBER	
2364	
SHEET	OF:
S-3	3