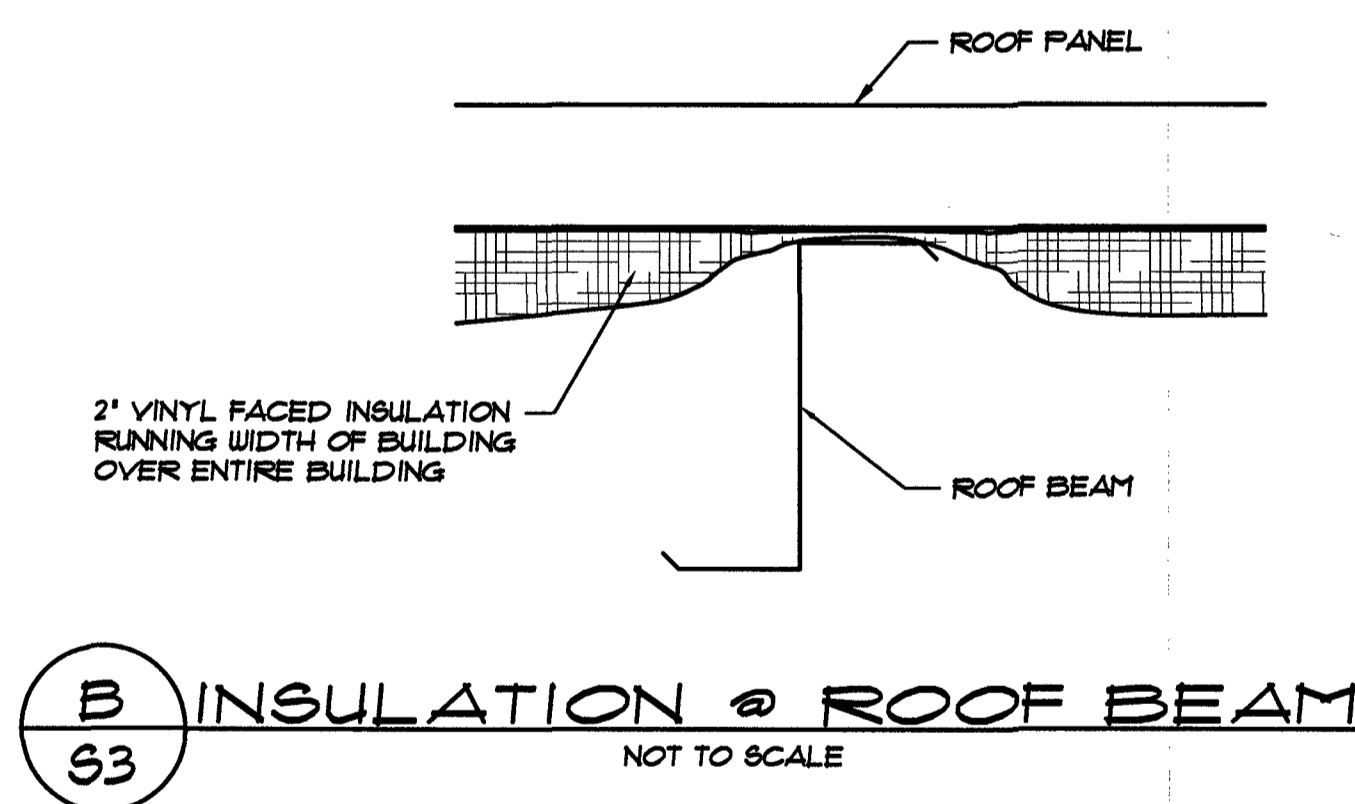
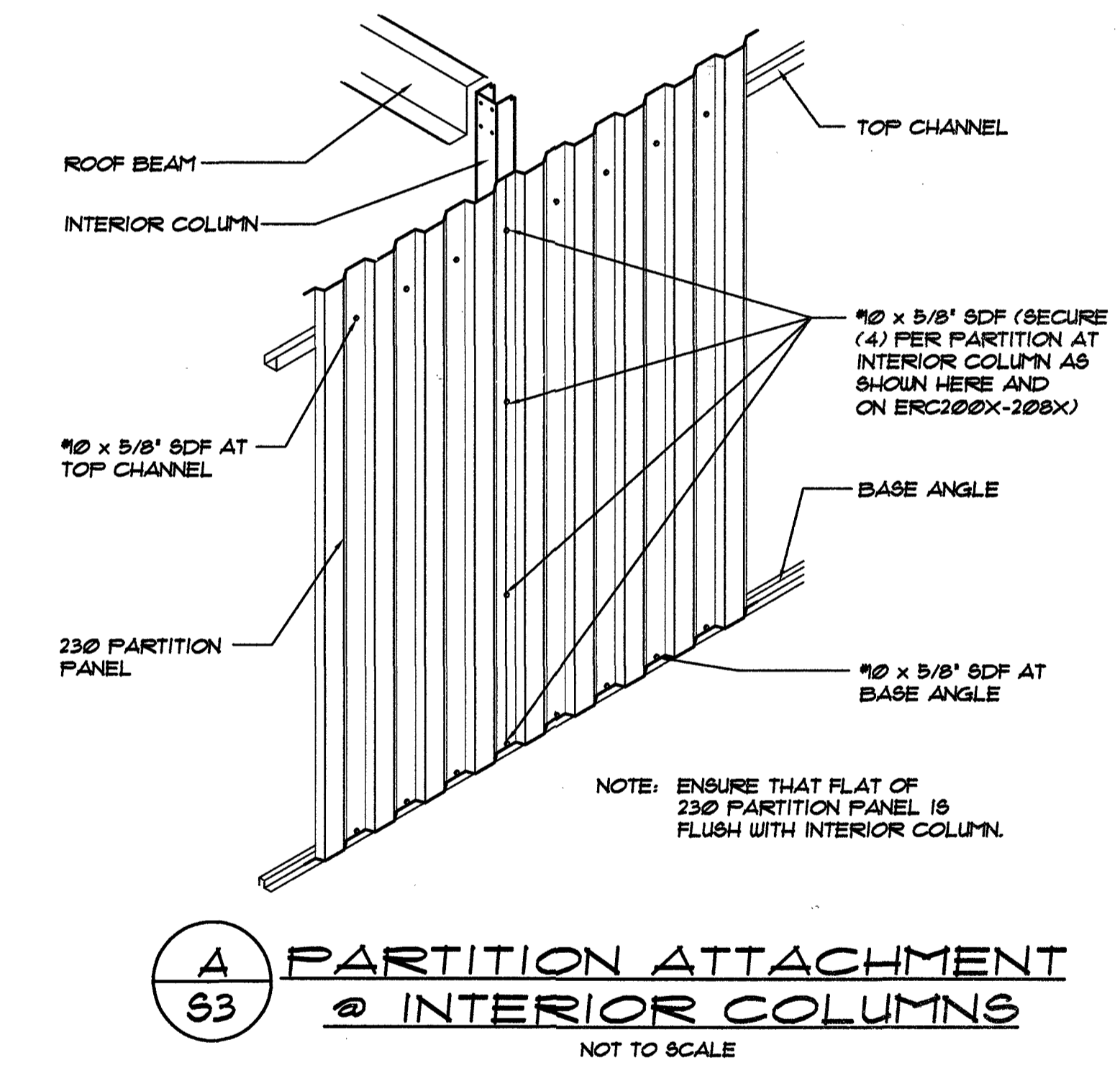


**FLOOR PLAN . . . BUILDING "2"**  
SCALE: 1" = 10'-0"

NOTE: BUILDING "2" IS PROVIDED W/(2) ADJUSTABLE CONTROL JOINT COLUMNS. 8'-6" HEIGHT



**B** INSULATION @ ROOF BEAM  
NOT TO SCALE

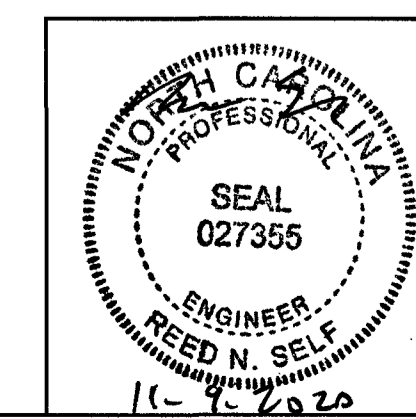


**A** PARTITION ATTACHMENT @ INTERIOR COLUMNS  
NOT TO SCALE

STUDWALL LEGEND		BUILDING "2"
EXTERIOR STUDWALL		
DESCRIPTION	UNINSULATED	
① EXTERIOR STUDWALL CONSTRUCTION AT FLAT SLAB (BLOCK @ MID-HGT.)		40 L.F.
NOTE #1: SEE ERC610X FOR COMPLETE STUDWALL CONSTRUCTION DETAILS.		

DOOR SCHEDULE		
ID	DOOR SIZE	TYPE
(A)	8'-8" x 7'-0"	EXTERIOR ROLL-UP

BETCO, Inc.  
228 Commerce Blvd.  
Statesville, NC 28625  
Limited Engineering License # D-0140



REVISIONS	DATE	BY

DATE: 11/05/20  
DRAWN BY: K. MACLAY  
SCALE: AS NOTED  
APPROVED BY:   
228 COMMERCE BLVD.  
STATESVILLE, NC 28625  
(800) 654-7813

PROJECT NAME: MY STORAGE UNIT  
PROJECT ADDRESS: LILLINGTON, NORTH CAROLINA  
OWNER: MY STORAGE UNIT, LLC.  
PROJECT NO.: NC20251  
DRAWING NUMBER: S3 OF 3  
SHEET TITLE: FLOOR PLAN, DETAILS & NOTES BUILDING "2"