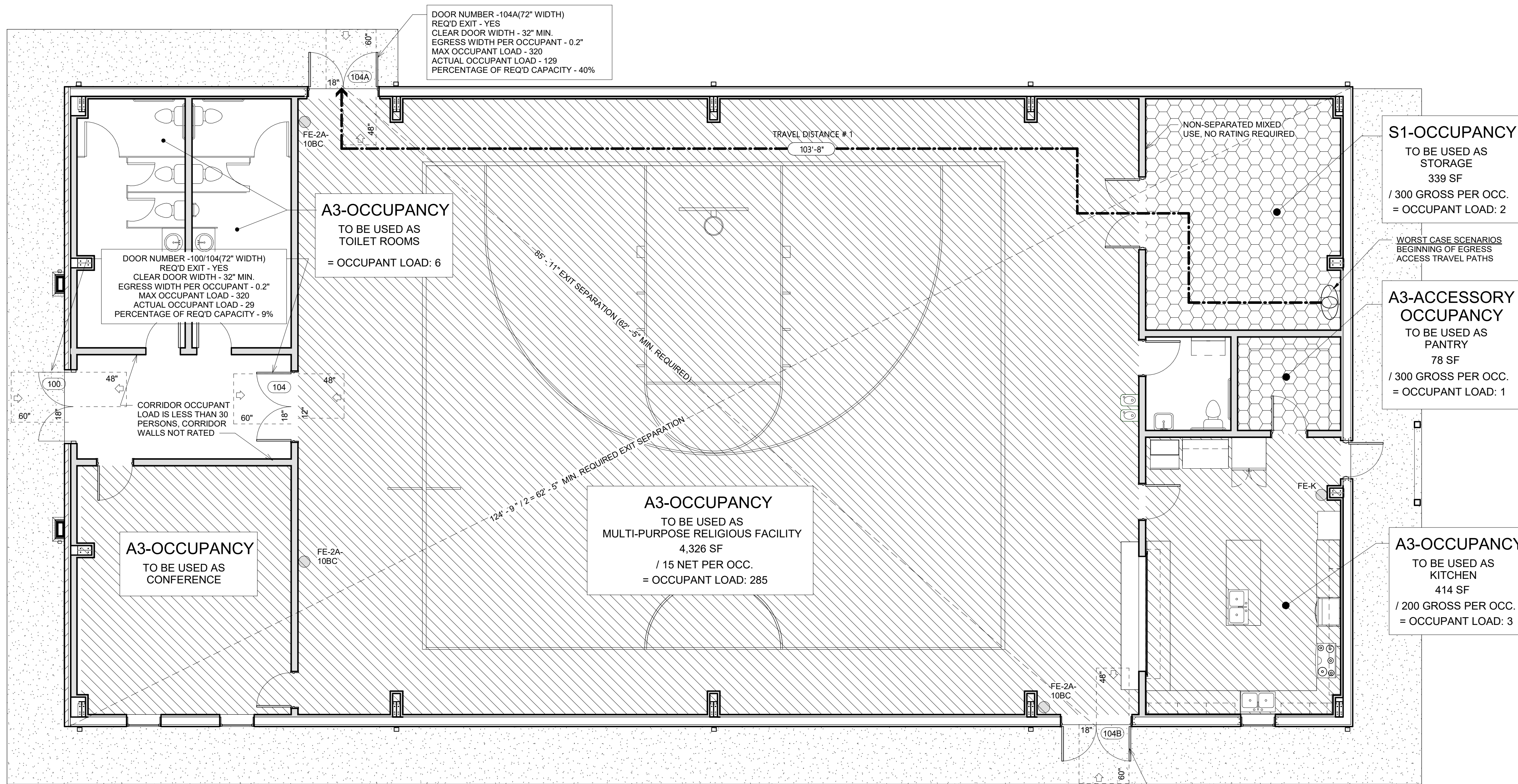
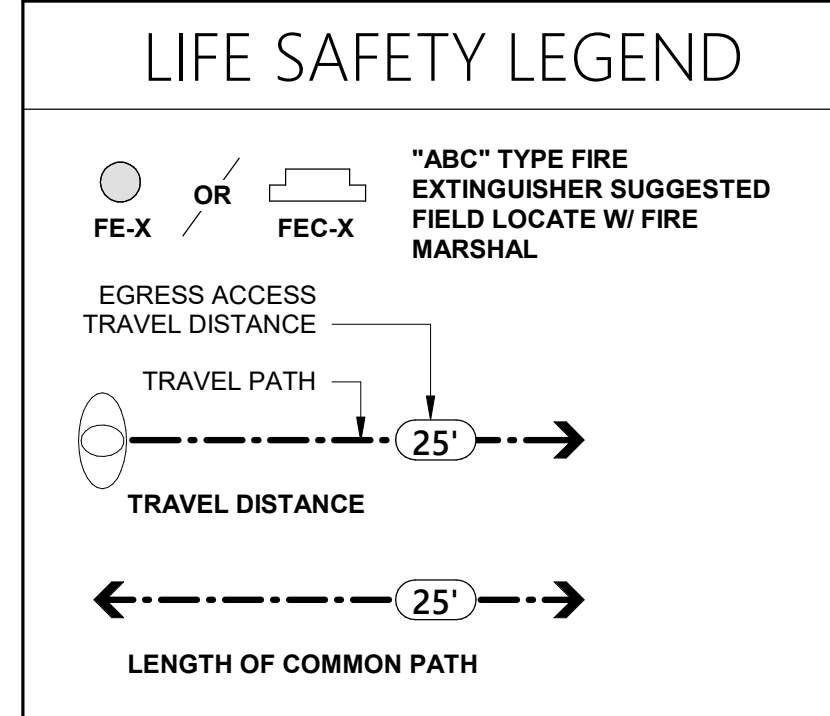


NO.	DATE	REVISIONS

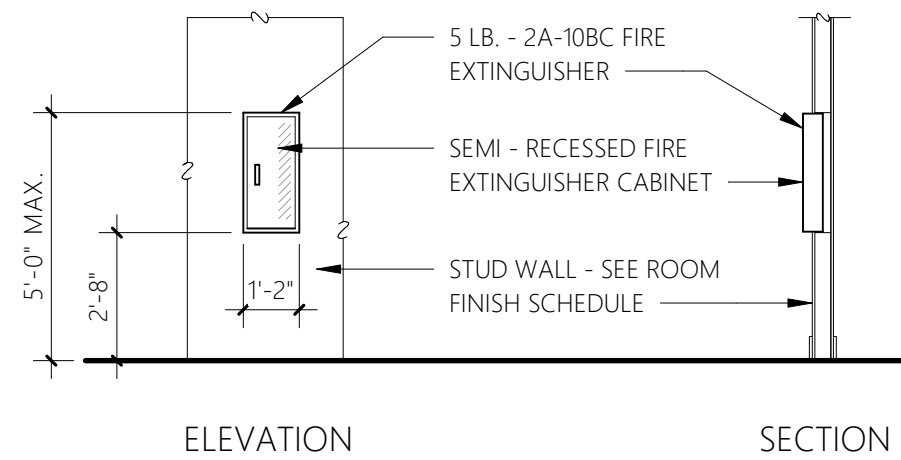


**NON-SPRINKLERED PER SECTION 903.2.1.3**  
**6,142 SF FIRE AREA**  
**297 TOTAL OCCUPANTS**

1 FIRE LIFE SAFETY PLAN  
 3/16" = 1'-0"



**NOTE:**  
 1. SURFACE MOUNTED FIRE EXTINGUISHER, IF APPLICABLE, SHALL BE MOUNTED SAME HEIGHT AS THE FLUSH CABINET.  
 2. PROVIDE BLOCKING FOR SURFACE MOUNTED FIRE EXTINGUISHERS.  
 2. ALL FIRE EXTINGUISHERS TO BE MOUNTED WITHIN A 75' MAXIMUM DISTANCE FROM ANY POINT.




4 TYPICAL "ABC" FIRE EXTINGUISHER  
 1/4" = 1'-0"

### EXIT REQUIREMENTS

Floor, Room or Space	MINIMUM NUMBER OF EXITS		TRAVEL DISTANCE (Feet)	
	Required (Table - 1006.3.1)	Shown on Plans	Allowable Travel Distance (Table - 1017.2)	Actual Travel Distance Shown on Plans
Floor 1	2	3	200'	103' - 8"

**Notes**  
 1. Corridor dead ends (section 1020.4)  
 2. Building with single exits (Tables 1006.2.1). Spaces with one means of egress (Table - 1009.1)  
 3. Common Path of Travel (Section 1006.2.1)



**NEILL'S CREEK BAPTIST CHURCH  
 FELLOWSHIP HALL  
 ANGIER, NORTH CAROLINA**

919-550-7717  
 TONY@TONYJOHNSONARCHITECT.COM  
 104 N. LOMBARD ST.  
 CLAYTON, NC 27520  
 TONYJOHNSONARCHITECT.COM



DATE 02-06-2020

SHEET

**A-0.4**